



Brilliant Ceiling Systems

Data sheets integrated lighting

Table of contents

Integrated lighting from the OWAlifetime collection

Lifetime plus LED	4
Standard LED	8
Lifetime LED	10

Integrated lighting from the OWAconsult collection


Corpus Q1 and Q2	16
OWAlight 1 and 2	24
OWAlight 3 and 3a	26
Trapeze LED	28
Trapeze LED A	30
Flexo LED 1	34
Flexo LED 1 A	36
Luminosonic	38
OWAstripe LED	40
Cloud Square LED	42
OWAlumino	44


Integrating the integrated lighting

Technical principles	46
Installation examples	46
Fire resistance	47

System compatibility of integrated lighting

Exposed systems	48
Concealed systems	49
Bandraster systems	49
Clear spanning systems	49
OWAtecta metal ceilings	50
System-independent lighting	50





Better light quality, lower consumption

OWAlifetime collection

Lifecycle building management requires maximum efficiency from all building functions, for the entire life of the building. This sees ceilings taking on new tasks. Ceilings fitted with modern LED lights improve a building's energy balance and are effective at lighting even large spaces. The individual light fixtures can be freely combined with each other to create a variety of surface designs.

Lifetime plus LED (satin)

Luminaire body LED universal luminaire (with separate fixing set), white powder-coated housing. Light pipe over satin art glass pane, frame can be folded down on both sides to the bolt lock.

Application areas Schools, public buildings where energy efficiency is important, clean rooms (IP 54)

Combinable systems S 1, S 3, S 3 cliq, S 3a, S 3a cliq, S 15 cliq, S 15a cliq, S 15b*, S 19, S 22, S 32, S 33, S 45

* Without mounting kit, light fixture not flush with ceiling

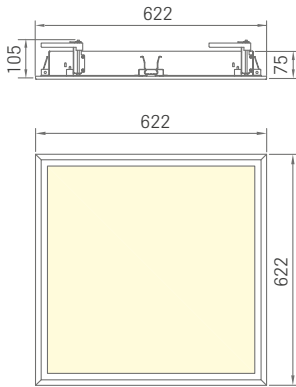
Technical data

Description	Lifetime plus LED	Lifetime plus LED
OWA no.	Lifetime plus LED	Lifetime plus LED
Part no.	00079405	00079550
Input voltage	220 - 240 V, 50 - 60 Hz	220 - 240 V, 50 - 60 Hz
Power consumption	31 W	31 W
Dimensions approx. (L x W x H)	622 x 622 x 75 mm (105 mm incl. mounting kit)	622 x 622 x 75 mm (105 mm incl. mounting kit)
Grid dimensions (L x W)	625 x 625 mm	625 x 625 mm
Luminous flux	3700 lm at 280 mA	3700 lm at 280 mA
Colour temperature	4000 K	4000 K
Weight	7.0 kg/fixture	7.0 kg/fixture
Ambient temperature	-20 °C to +55 °C	-20 °C to +55 °C
Colour rendering index (CRI)	> 80	> 80
Protection rating	IP 40	IP 54
Protection class	SK I	SK I
Integrated power supply unit	Total height incl. control gear 75 mm	Total height incl. control gear 75 mm
Clean room suitability (ISO 14644-1)	-	ISO 4
Service life	50000 hours / L70	50000 hours / L70
Warranty	2 years	2 years
Dimming	DALI dimmable	DALI dimmable

Mounting kit

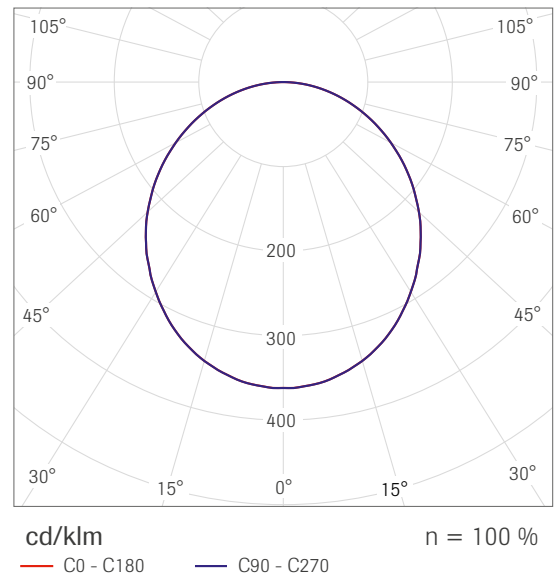
Mounting kit for	OWA no.	Part no.
S 1, S 15b (flush with ceiling), S 19, S 22	8067/13	00079869
S 32	8067/14	00079870

Diagram





Light calculation and light curve

Glare rating according to UGR											
v ceiling		70	70	50	50	30	70	70	50	50	30
v walls		50	30	50	30	30	50	30	50	30	30
v floor		20	20	20	20	20	20	20	20	20	20
Room size		Viewing direction at right angles to lamp axis					Viewing direction parallel to lamp axis				
X	Y										
2H	2H	17.0	18.3	17.3	18.6	18.8	17.0	18.3	17.3	18.6	18.8
	3H	18.9	20.1	19.2	20.3	20.6	18.9	20.1	19.2	20.3	20.6
	4H	19.6	20.7	19.9	21.0	21.3	19.6	20.7	19.9	21.0	21.3
	6H	20.2	21.2	20.5	21.5	21.9	20.2	21.2	20.5	21.5	21.9
	8H	20.4	21.4	20.8	21.7	22.0	20.4	21.4	20.8	21.7	22.0
4H	12H	20.5	21.5	20.9	21.8	22.2	20.5	21.5	20.9	21.8	22.2
	2H	17.6	18.7	17.9	19.0	19.3	17.6	18.7	17.9	19.0	19.3
	3H	19.7	20.7	20.1	21.0	21.3	19.7	20.7	20.1	21.0	21.3
	4H	20.6	21.4	21.0	21.8	22.2	20.6	21.4	21.0	21.8	22.2
	6H	21.3	22.1	21.7	22.4	22.8	21.3	22.1	21.7	22.4	22.8
8H	8H	21.6	22.3	22.0	22.7	23.1	21.6	22.3	22.0	22.7	23.1
	12H	21.8	22.4	22.2	22.8	23.3	21.8	22.4	22.2	22.8	23.3
	4H	20.9	21.6	21.3	22.0	22.4	20.9	21.6	21.3	22.0	22.4
	6H	21.8	22.4	22.3	22.8	23.3	21.8	22.4	22.3	22.8	23.3
	8H	22.2	22.7	22.7	23.1	23.6	22.2	22.7	22.7	23.1	23.6
12H	12H	22.5	22.9	23.0	23.4	23.9	22.5	22.9	23.0	23.4	23.9
	4H	21.0	21.6	21.4	22.0	22.4	21.0	21.6	21.4	22.0	22.4
	6H	21.9	22.4	22.4	22.9	23.3	21.9	22.4	22.4	22.9	23.3
	8H	22.3	22.8	22.8	23.2	23.7	22.3	22.8	22.8	23.2	23.7
Variation of the observer position for the luminaire distances S											
S = 1.0H		+0.1 / -0.1					+0.1 / -0.1				
S = 1.5H		+0.2 / -0.3					+0.2 / -0.3				
S = 2.0H		+0.3 / -0.6					+0.3 / -0.6				
Standard table		BK07					BK07				
Correction summand		0.8					0.8				
Corrected glare indices referring to 3747 lm total luminous flux											



Detail images



Lifetime plus LED (micro prismatic)

Luminaire body	LED universal luminaire (with separate fixing set), white powder-coated housing. Light pipe over micro prismatic art glass pane, frame can be folded down on both sides to the bolt lock.
Application areas	Offices, schools, public buildings where energy efficiency is important, clean rooms (IP 54)
Combinable systems	S 1, S 3, S 3 cliq, S 3a, S 3a cliq, S 15 cliq, S 15a cliq, S 15b*, S 19, S 22, S 32, S 33, S 45

* Without mounting kit, light fixture not flush with ceiling

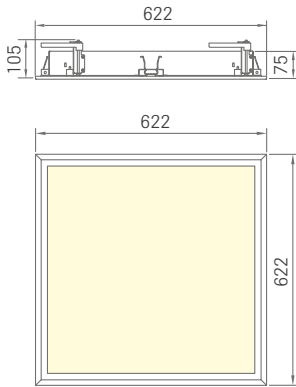
Technical data

Description	Lifetime plus LED	Lifetime plus LED
OWA no.	Lifetime plus LED	Lifetime plus LED
Part no.	00079546	00079548
Input voltage	220 - 240 V, 50 - 60 Hz	220 - 240 V, 50 - 60 Hz
Power consumption	31 W	31 W
Dimensions approx. (L x W x H)	622 x 622 x 75 mm (105 mm incl. mounting kit)	622 x 622 x 75 mm (105 mm incl. mounting kit)
Grid dimensions (L x W)	625 x 625 mm	625 x 625 mm
Luminous flux	3600 lm at 280 mA	3600 lm T 280 mA
Colour temperature	4000 K	4000 K
Weight	7.0 kg/fixture	7.0 kg/fixture
Ambient temperature	-20 °C to +55 °C	-20 °C to +55 °C
Colour rendering index (CRI)	> 80	> 80
Protection rating	IP 40	IP 54
Protection class	SK I	SK I
Integrated power supply unit	Total height incl. control gear 75 mm	Total height incl. control gear 75 mm
Clean room suitability (ISO 14644-1)	-	ISO 4
Service life	50000 hours / L70	50000 hours / L70
Warranty	2 years	2 years
Dimming	DALI dimmable	DALI dimmable

Mounting kit

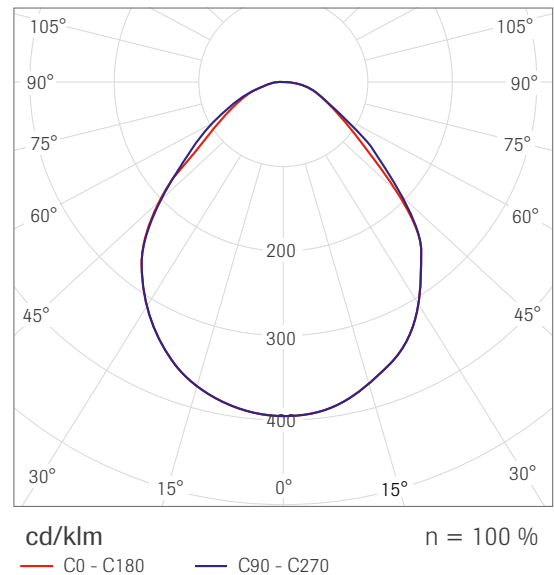
Mounting kit for	OWA no.	Part no.
S 1, S 15b (flush with ceiling), S 19, S 22	8067/13	00079869
S 32	8067/14	00079870

Diagram






Light calculation and light curve

Glare rating according to UGR											
v ceiling		70	70	50	50	30	70	70	50	50	30
v walls		50	30	50	30	30	50	30	50	30	30
v floor		20	20	20	20	20	20	20	20	20	20
Room size		Viewing direction at right angles to lamp axis					Viewing direction parallel to lamp axis				
X	Y										
2H	2H	13.9	15.0	14.2	15.2	15.5	13.9	15.0	14.1	15.2	15.4
	3H	15.0	16.0	15.3	16.2	16.5	15.2	16.2	15.5	16.4	16.7
	4H	15.5	16.5	15.8	16.7	17.0	15.8	16.7	16.1	17.0	17.3
	6H	15.9	16.8	16.3	17.1	17.4	16.3	17.2	16.7	17.5	17.8
	8H	16.1	16.9	16.4	17.2	17.5	16.6	17.4	16.9	17.7	18.1
4H	12H	16.2	17.0	16.5	17.3	17.6	16.8	17.6	17.1	17.9	18.2
	2H	14.3	15.2	14.6	15.5	15.8	14.3	15.2	14.6	15.5	15.8
	3H	15.7	16.5	16.1	16.8	17.2	15.8	16.6	16.1	16.9	17.2
	4H	16.4	17.1	16.8	17.5	17.8	16.5	17.2	16.9	17.6	17.9
	6H	17.0	17.7	17.5	18.0	18.4	17.2	17.8	17.6	18.2	18.6
8H	8H	17.2	17.8	17.7	18.2	18.6	17.5	18.1	18.0	18.5	18.9
	12H	17.4	17.9	17.9	18.3	18.8	17.8	18.3	18.2	18.7	19.2
	4H	16.7	17.3	17.1	17.7	18.1	16.8	17.3	17.2	17.7	18.1
	6H	17.5	18.0	18.0	18.4	18.9	17.6	18.1	18.1	18.5	19.0
	8H	17.9	18.3	18.3	18.7	19.2	18.0	18.4	18.5	18.9	19.4
12H	12H	18.1	18.5	18.6	19.0	19.5	18.4	18.7	18.9	19.2	19.7
	4H	16.7	17.2	17.2	17.6	18.1	16.8	17.3	17.3	17.7	18.2
	6H	17.6	18.0	18.1	18.5	19.0	17.7	18.1	18.2	18.6	19.1
8H	18.0	18.4	18.5	18.8	19.3	18.1	18.5	18.6	19.0	19.5	
Variation of the observer position for the luminaire distances S											
S = 1.0H		+0.4 / -0.5					+0.4 / -0.4				
S = 1.5H		+0.7 / -0.9					+0.6 / -0.9				
S = 2.0H		+1.3 / -1.4					+1.4 / -1.2				
Standard table		BK04					BK04				
Correction summand		-3.9					-3.9				
Corrected glare indices referring to 3678 lm total luminous flux											



Detail images



Standard LED



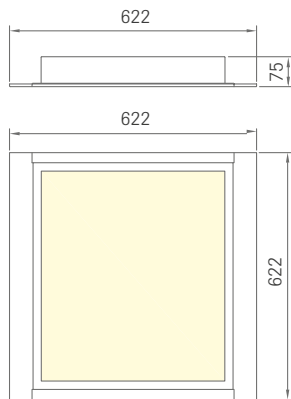
Luminaire body	Lay-in LED light fixture, white powder-coated housing, light delivered through opal acrylic glass pane
Application areas	Offices°, schools, public buildings where energy efficiency is important
Combinable systems	S 3, S 3 cliq, S 3a, S 3a cliq, S 15 cliq, S 15a cliq, S 15b*, S 33, S 45

* Light fixture not flush with ceiling | ° Light fixture slightly exceeds UGR value.

Technical data

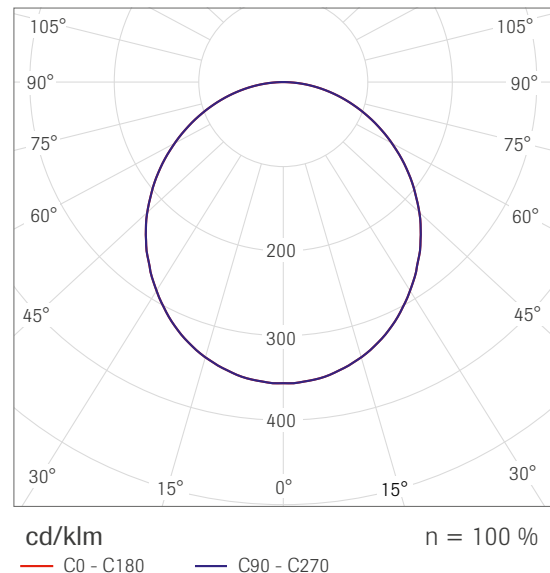
Description	Standard LED
OWA no.	Standard LED
Part no.	00074740
Input voltage	220 - 240 V, 50 - 60 Hz
Power consumption	41 W
Dimensions approx. (L x W x H)	622 x 622 x 75 mm
Grid dimensions (L x W)	625 x 625 mm
Luminous flux	3700 lm at 350 mA
Colour temperature	4000 K
Weight	Approx. 5.5 kg/fixture
Ambient temperature	-20 °C to +55 °C
Colour rendering index (CRI)	> 80
Protection rating	IP 20
Protection class	Class I
Integrated power supply unit	Total height incl. control gear 75 mm
Service life	50000 hours / L70
Warranty	2 years
Dimming	Non-dimmable

Diagram



Light calculation and light curve

Glare rating according to UGR											
v ceiling	70	70	50	50	30	70	70	50	50	30	
v walls	50	30	50	30	30	50	30	50	30	30	
v floor	20	20	20	20	20	20	20	20	20	20	
Room size		Viewing direction at right angles to lamp axis					Viewing direction parallel to lamp axis				
X	Y										
2H	2H	18.0	19.3	18.3	19.6	19.8	18.0	19.3	18.3	19.6	19.8
	3H	19.8	21.0	20.2	21.3	21.6	19.8	21.0	20.2	21.3	21.6
	4H	20.5	21.7	20.9	22.0	22.3	20.5	21.7	20.9	22.0	22.3
	6H	21.1	22.1	21.4	22.4	22.8	21.1	22.1	21.4	22.4	22.8
	8H	21.3	22.3	21.6	22.6	22.9	21.3	22.3	21.6	22.6	22.9
	12H	21.4	22.4	21.8	22.7	23.0	21.4	22.4	21.8	22.7	23.0
4H	2H	18.6	19.7	18.9	20.0	20.3	18.6	19.7	18.9	20.0	20.3
	3H	20.6	21.6	21.0	21.9	22.3	20.6	21.6	21.0	21.9	22.3
	4H	21.5	22.4	21.9	22.7	23.1	21.5	22.4	21.9	22.7	23.1
	6H	22.2	22.9	22.6	23.3	23.7	22.2	22.9	22.6	23.3	23.7
	8H	22.4	23.1	22.9	23.5	23.9	22.4	23.1	22.9	23.5	23.9
	12H	22.6	23.2	23.1	23.6	24.1	22.6	23.2	23.1	23.6	24.1
8H	4H	21.8	22.5	22.3	22.9	23.3	21.8	22.5	22.3	22.9	23.3
	6H	22.7	23.2	23.1	23.7	24.1	22.7	23.2	23.1	23.7	24.1
	8H	23.0	23.5	23.5	23.9	24.4	23.0	23.5	23.5	23.9	24.4
	12H	23.3	23.7	23.7	24.2	24.7	23.3	23.7	23.7	24.2	24.7
12H	4H	21.9	22.5	22.3	22.9	23.4	21.9	22.5	22.3	22.9	23.4
	6H	22.8	23.2	23.2	23.7	24.2	22.8	23.2	23.2	23.7	24.2
	8H	23.1	23.5	23.6	24.0	24.5	23.1	23.5	23.6	24.0	24.5
Variation of the observer position for the luminaire distances S											
S = 1.0H	+0.1 / -0.1					+0.1 / -0.1					
S = 1.5H	+0.2 / -0.3					+0.2 / -0.3					
S = 2.0H	+0.4 / -0.6					+0.4 / -0.6					
Standard table	BK06					BK06					
Correction summand	1.2					1.2					
Corrected glare indices referring to 3725 lm total luminous flux											



Detail images



Lifetime LED



Luminaire body Universal LED light fixture (incl. mounting kit), white powder-coated housing, light delivered through opal acrylic glass pane, frame clips back on both sides with bolt latches

Application areas Offices°, schools, public buildings where energy efficiency is important

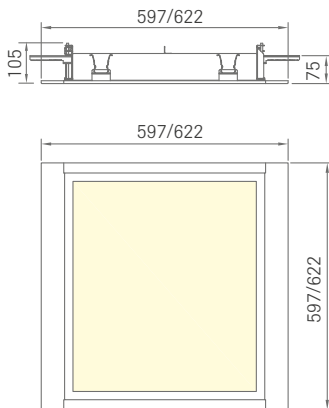
Combinable systems S 1, S 3, S 3 cliq, S 3a, S 3a cliq, S 9a/b, S 15 cliq, S 15a cliq, S 15b*, S 19, S 22, S 33, S 45

* Without mounting kit, light fixture not flush with ceiling | ° Light fixture slightly exceeds UGR value.

Technical data

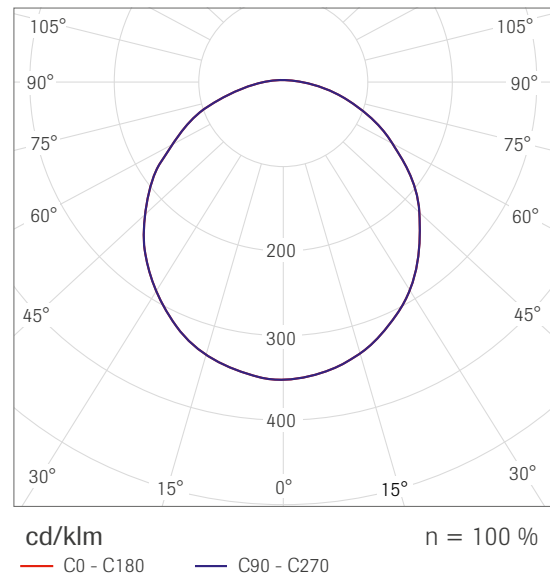
Description	Lifetime LED	
	Lifetime LED	Lifetime LED
OWA no.	Lifetime LED	Lifetime LED
Part no.	00075122	00074741
Input voltage	220 - 240 V, 50 - 60 Hz	220 - 240 V, 50 - 60 Hz
Power consumption	41 W	41 W
Dimensions approx. (L x W x H)	597 x 597 x 75 mm (105 mm incl. mounting kit)	622 x 622 x 75 mm (105 mm incl. mounting kit)
Grid dimensions (L x W)	600 x 600 mm	625 x 625 mm
Luminous flux	3700 lm at 350 mA	3700 lm at 350 mA
Colour temperature	4000 K	4000 K
Weight	Approx. 5.7 kg/fixture	Approx. 5.7 kg/fixture
Ambient temperature	-20 °C to +55 °C	-20 °C to +55 °C
Colour rendering index (CRI)	> 80	> 80
Protection rating	IP 20	IP 20
Protection class	Class I	Class I
Integrated power supply unit	Total height incl. control gear 75 mm	Total height incl. control gear 75 mm
Service life	50000 hours / L70	50000 hours / L70
Warranty	2 years	2 years
Dimming	DALI dimmable	DALI dimmable

Diagram



Light calculation and light curve

Glare rating according to UGR											
v ceiling		70	70	50	50	30	70	70	50	50	30
v walls		50	30	50	30	30	50	30	50	30	30
v floor		20	20	20	20	20	20	20	20	20	20
Room size		Viewing direction at right angles to lamp axis					Viewing direction parallel to lamp axis				
X	Y										
2H	2H	18.0	19.3	18.3	19.6	19.8	18.0	19.3	18.3	19.6	19.8
	3H	19.8	21.0	20.2	21.3	21.6	19.8	21.0	20.2	21.3	21.6
	4H	20.5	21.7	20.9	22.0	22.3	20.5	21.7	20.9	22.0	22.3
	6H	21.1	22.1	21.4	22.4	22.8	21.1	22.1	21.4	22.4	22.8
	8H	21.3	22.3	21.6	22.6	22.9	21.3	22.3	21.6	22.6	22.9
4H	12H	21.4	22.4	21.8	22.7	23.0	21.4	22.4	21.8	22.7	23.0
	2H	18.6	19.7	18.9	20.0	20.3	18.6	19.7	18.9	20.0	20.3
	3H	20.6	21.6	21.0	21.9	22.3	20.6	21.6	21.0	21.9	22.3
	4H	21.5	22.4	21.9	22.7	23.1	21.5	22.4	21.9	22.7	23.1
	6H	22.2	22.9	22.6	23.3	23.7	22.2	22.9	22.6	23.3	23.7
8H	8H	22.4	23.1	22.9	23.5	23.9	22.4	23.1	22.9	23.5	23.9
	12H	22.6	23.2	23.1	23.6	24.1	22.6	23.2	23.1	23.6	24.1
	4H	21.8	22.5	22.3	22.9	23.3	21.8	22.5	22.3	22.9	23.3
	6H	22.7	23.2	23.1	23.7	24.1	22.7	23.2	23.1	23.7	24.1
	8H	23.0	23.5	23.5	23.9	24.4	23.0	23.5	23.5	23.9	24.4
12H	12H	23.3	23.7	23.7	24.2	24.7	23.3	23.7	23.7	24.2	24.7
	4H	21.9	22.5	22.3	22.9	23.4	21.9	22.5	22.3	22.9	23.4
	6H	22.8	23.2	23.2	23.7	24.2	22.8	23.2	23.2	23.7	24.2
	8H	23.1	23.5	23.6	24.0	24.5	23.1	23.5	23.6	24.0	24.5
Variation of the observer position for the luminaire distances S											
S = 1.0H		+0.1 / -0.1					+0.1 / -0.1				
S = 1.5H		+0.2 / -0.3					+0.2 / -0.3				
S = 2.0H		+0.4 / -0.6					+0.4 / -0.6				
Standard table		BK06					BK06				
Correction summand		1.2					1.2				
Corrected glare indices referring to 3725 lm total luminous flux											



Detail images



Lifetime LED



Luminaire body Universal LED light fixture (incl. mounting kit), white powder-coated housing, light delivered through opal acrylic glass pane, frame clips back on both sides with bolt latches

Application areas Offices°, schools, public buildings where energy efficiency is important

Combinable systems S 1, S 2a, S 2b, S 2p, S 3, S 3 cliq, S 3a, S 3a cliq, S 6a, S 6b, S 6c, S 9a, S 15 cliq, S 15a cliq, S 18d, S 18k, S 18p, S 19, S 22, S 32 L, S 48

° Light fixture slightly exceeds UGR value.

Technical data

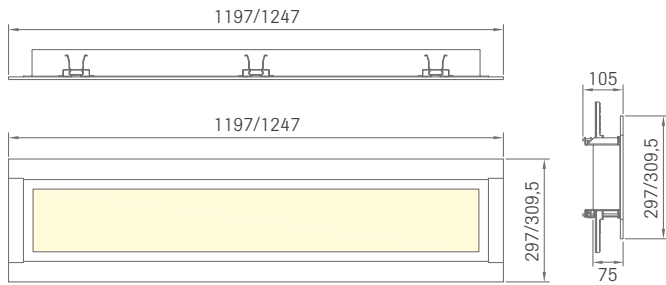
Description	Lifetime LED	
OWA no.	Lifetime LED	Lifetime LED
Part no.	00075161	00076277
Input voltage	220 - 240 V, 50 - 60 Hz	220 - 240 V, 50 - 60 Hz
Power consumption	35 W	35 W
Dimensions approx. (L x W x H)	1197 x 297 x 75 mm (105 mm incl. mounting kit)	1247 x 309.5 x 75 mm (105 mm incl. mounting kit)
Grid dimensions (L x W)	1200 x 300 mm	1250 x 312.5 mm
Luminous flux	3000 lm at 350 mA	3000 lm at 350 mA
Colour temperature	4000 K	4000 K
Weight	Approx. 5.7 kg/fixture	Approx. 5.7 kg/fixture
Ambient temperature	-20 °C to +55 °C	-20 °C to +55 °C
Colour rendering index (CRI)	> 80	> 80
Protection rating	IP 20	IP 20
Protection class	Class I	Class I
Integrated power supply unit	Total height incl. control gear 75 mm	Total height incl. control gear 75 mm
Service life	50000 hours / L70	50000 hours / L70
Warranty	2 years	2 years
Dimming	DALI dimmable	DALI dimmable

Construction pointers

For system S 9a with integrated lighting 1250 x 312.5 mm:

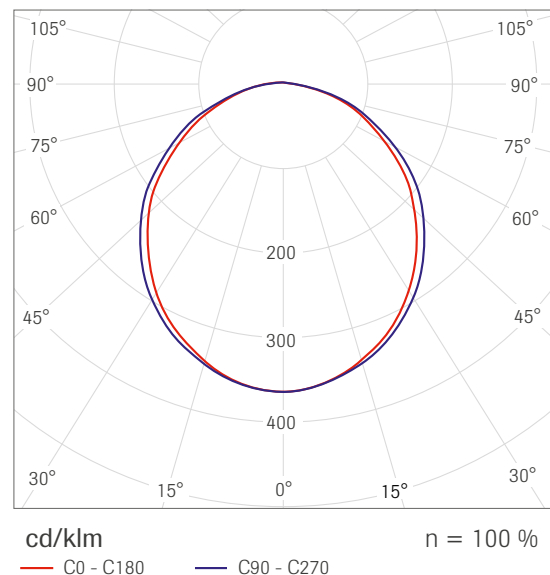
As with ceilings without integrated lighting, the distance between suspension profiles no. 70 must be max. 1250 mm. Only around the light fixtures may it be increased to max. 1350 mm.

Diagram



Light calculation and light curve

Glare rating according to UGR											
v ceiling	70	70	50	50	30	70	70	50	50	30	
v walls	50	30	50	30	30	50	30	50	30	30	
v floor	20	20	20	20	20	20	20	20	20	20	
Room size		Viewing direction at right angles to lamp axis					Viewing direction parallel to lamp axis				
X	Y										
2H	2H	17.9	19.2	18.2	19.4	19.7	18.3	19.7	18.6	19.9	20.1
	3H	19.6	20.8	20.0	21.1	21.4	20.2	21.4	20.5	21.7	21.9
	4H	20.3	21.4	20.6	21.7	22.0	20.9	22.0	21.2	22.3	22.6
	6H	20.8	21.8	21.1	22.1	22.4	21.3	22.4	21.7	22.7	23.0
	8H	20.9	21.9	21.2	22.2	22.5	21.5	22.5	21.8	22.8	23.1
4H	12H	20.9	21.9	21.3	22.2	22.6	21.5	22.5	21.9	22.8	23.2
	2H	18.5	19.7	18.9	19.9	20.2	18.9	20.0	19.2	20.3	20.6
	3H	20.5	21.4	20.8	21.7	22.1	20.9	21.9	21.3	22.2	22.5
	4H	21.3	22.1	21.6	22.5	22.8	21.7	22.6	22.1	22.9	23.3
	6H	21.9	22.6	22.3	23.0	23.4	22.4	23.1	22.8	23.5	23.9
8H	12H	22.0	22.7	22.5	23.1	23.5	22.6	23.3	23.0	23.7	24.1
	4H	22.2	22.8	22.6	23.2	23.6	22.7	23.3	23.1	23.7	24.2
	6H	21.6	22.3	22.0	22.7	23.1	22.0	22.7	22.5	23.1	23.5
	8H	22.3	22.9	22.8	23.3	23.7	22.8	23.3	23.2	23.8	24.2
	12H	22.6	23.1	23.0	23.5	24.0	23.0	23.5	23.5	24.0	24.5
12H	4H	22.7	23.2	23.2	23.6	24.1	23.2	23.7	23.7	24.1	24.6
	6H	21.6	22.2	22.1	22.6	23.1	22.0	22.7	22.5	23.1	23.5
	8H	22.4	22.9	22.9	23.3	23.8	22.8	23.3	23.3	23.8	24.2
8H	22.7	23.1	23.2	23.6	24.1	23.1	23.5	23.6	24.0	24.5	
Variation of the observer position for the luminaire distances S											
S = 1.0H	+0.1 / -0.1					+0.1 / -0.1					
S = 1.5H	+0.3 / -0.4					+0.2 / -0.4					
S = 2.0H	+0.4 / -0.8					+0.4 / -0.7					
Standard table	BK06					BK06					
Correction summand	1.7					2.1					
Corrected glare indices referring to 2980 lm total luminous flux											



Detail images








A fitting combination

OWAconsult collection

There's a bright new addition to suspended ceiling systems: LED lights and linear profiles. These fixtures are available in a variety of sizes and lengths. They can be easily inserted or installed in existing suspended ceiling systems or new ceilings to preserve the ceilings' overall uniform appearance. The benefits are a functional, unobtrusive look with high light output and low energy consumption.

Corpus Q1 (4000 K)

Luminaire body LED light as a pendant with wire suspension

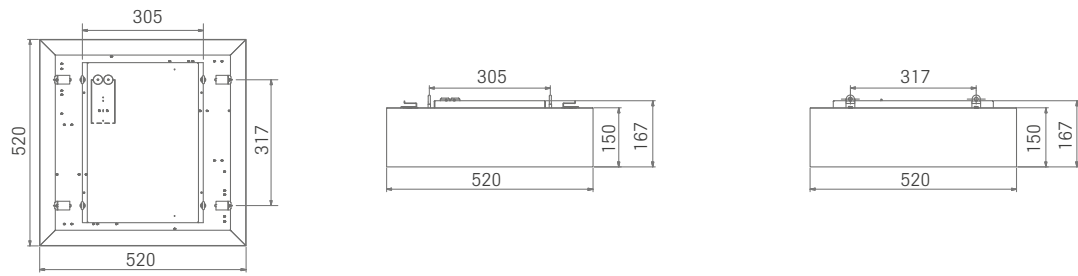
Application areas Schools, public buildings where energy efficiency is important

Combinable systems Corpus, Selecta, FreeStyle

Technical data

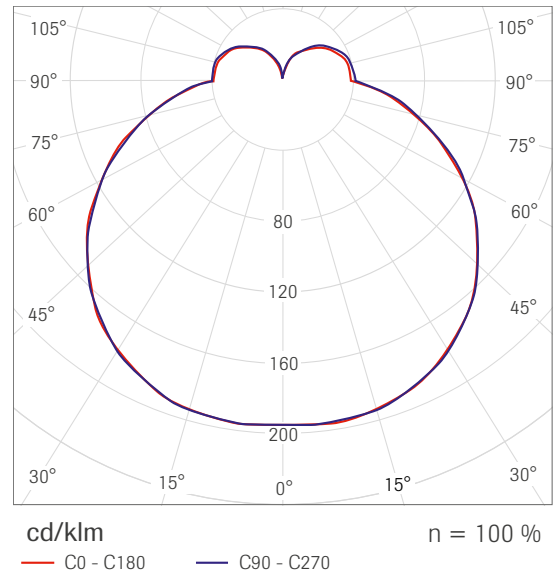
Description	Corpus Q1
OWA no.	Corpus Q1
Part no.	00079698
Input voltage	220 - 240 V, 50 - 60 Hz, DC
Power consumption	92 W
Dimensions approx. (L x W x H)	520 x 520 x 150 mm
Luminous flux	Approx. 10700 lm
Colour temperature	4000 K
Weight	Approx. 9 kg/fixture
Ambient temperature	-20 °C bis +55 °C
Colour rendering index (Ra)	> 80
Protection rating	IP 20
Protection class	Class I
Integrated power supply unit	Total height incl. control gear 167 mm
Service life	50.000 hours / L70
Warranty	2 years
Dimmung	DALI dimmbar

Diagram



Light calculation and light curve

Glare rating according to UGR											
v ceiling	70	70	50	50	30	70	70	50	50	30	
v walls	50	30	50	30	30	50	30	50	30	30	
v floor	20	20	20	20	20	20	20	20	20	20	
Room size		Viewing direction at right angles to lamp axis					Viewing direction parallel to lamp axis				
X	Y										
2H	2H	17.4	18.5	18.0	19.1	19.8	17.4	18.6	18.0	19.2	19.8
	3H	19.4	20.5	20.1	21.1	21.8	19.5	20.5	20.1	21.2	21.9
	4H	20.3	21.3	21.0	22.0	22.7	20.4	21.4	21.0	22.0	22.7
	6H	21.1	22.0	21.8	22.7	23.5	21.2	22.1	21.8	22.8	23.5
	8H	21.5	22.4	22.1	23.0	23.8	21.5	22.4	22.2	23.1	23.9
4H	12H	21.8	22.6	22.4	23.3	24.1	21.8	22.7	22.5	23.4	24.2
	2H	18.0	19.0	18.6	19.6	20.3	18.0	19.0	18.6	19.6	20.4
	3H	20.3	21.1	21.0	21.8	22.6	20.3	21.2	21.0	21.8	22.6
	4H	21.3	22.1	22.0	22.8	23.6	21.4	22.1	22.1	22.8	23.7
	6H	22.3	23.0	23.0	23.7	24.5	22.4	23.0	23.1	23.8	24.6
8H	8H	22.7	23.4	23.5	24.1	25.0	22.8	23.4	23.5	24.2	25.0
	12H	23.1	23.7	23.9	24.4	25.3	23.2	23.8	23.9	24.5	25.4
	4H	21.7	22.4	22.5	23.1	24.0	21.8	22.4	22.5	23.1	24.0
	6H	22.9	23.5	23.7	24.2	25.1	23.0	23.5	23.7	24.3	25.2
	8H	23.5	24.0	24.3	24.7	25.7	23.6	24.0	24.3	24.8	25.7
12H	12H	24.0	24.5	24.8	25.2	26.2	24.1	24.5	24.9	25.3	26.2
	4H	21.8	22.4	22.5	23.1	24.0	21.8	22.4	22.6	23.1	24.0
	6H	23.1	23.5	23.8	24.3	25.2	23.1	23.6	23.9	24.3	25.3
	8H	23.7	24.1	24.5	24.9	25.8	23.8	24.2	24.6	25.0	25.9
Variation of the observer position for the luminaire distances S											
S = 1.0H	+0.1 / -0.1					+0.1 / -0.1					
S = 1.5H	+0.2 / -0.2					+0.2 / -0.2					
S = 2.0H	+0.3 / -0.5					+0.3 / -0.5					
Standard table	BK08					BK08					
Correction summand	-0.8					-0.7					
Corrected glare indices referring to 10754 lm total luminous flux											



Detail images



Corpus Q2 (4000 K)

Luminaire body LED light as a pendant with wire suspension

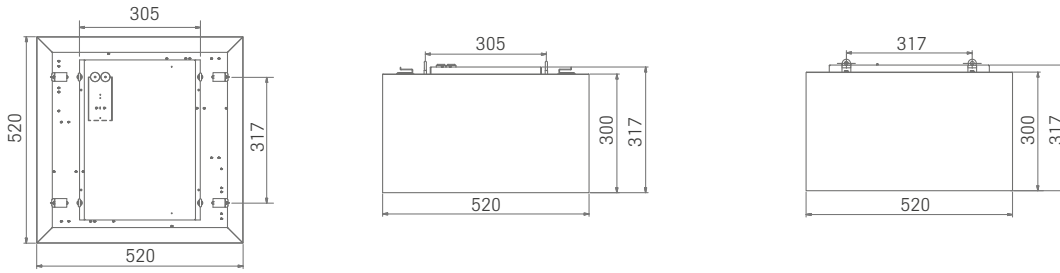
Application areas Schools, public buildings where energy efficiency is important

Combinable systems Corpus, Selecta, FreeStyle

Technical data

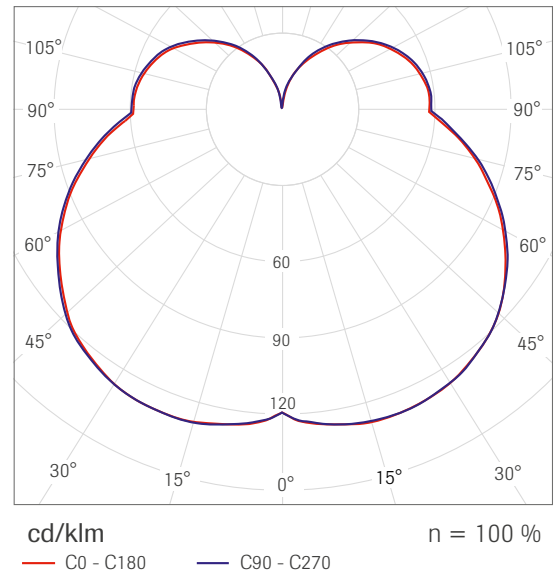
Description	Corpus Q2
OWA no.	Corpus Q2
Part no.	00079699
Input voltage	220 - 240 V, 50 - 60 Hz, DC
Power consumption	92 W
Dimensions approx. (L x W x H)	520 x 520 x 300 mm
Luminous flux	Approx. 11400 lm
Colour temperature	4000 K
Weight	Approx. 11 kg/fixture
Ambient temperature	-20 °C bis +55 °C
Colour rendering index (Ra)	> 80
Protection rating	IP 20
Protection class	Class I
Integrated power supply unit	Total height incl. control gear 317 mm
Service life	50.000 hours / L70
Warranty	2 years
Dimmung	DALI dimmbar

Diagram





Light calculation and light curve

Glare rating according to UGR											
v ceiling	70	70	50	50	30	70	70	50	50	30	
v walls	50	30	50	30	30	50	30	50	30	30	
v floor	20	20	20	20	20	20	20	20	20	20	
Room size		Viewing direction at right angles to lamp axis					Viewing direction parallel to lamp axis				
X	Y										
2H	2H	15.3	16.4	16.0	17.1	18.0	15.3	16.4	16.0	17.1	18.0
	3H	17.5	18.5	18.3	19.3	20.2	17.6	18.6	18.3	19.4	20.3
	4H	18.6	19.5	19.3	20.3	21.2	18.6	19.6	19.4	20.4	21.3
	6H	19.6	20.4	20.3	21.2	22.2	19.6	20.5	20.4	21.3	22.3
	8H	20.0	20.9	20.8	21.6	22.6	20.1	20.9	20.9	21.7	22.7
4H	12H	20.4	21.2	21.2	22.1	23.0	20.5	21.3	21.3	22.1	23.1
	2H	15.9	16.9	16.7	17.6	18.6	16.0	16.9	16.7	17.7	18.6
	3H	18.5	19.3	19.3	20.1	21.1	18.5	19.3	19.3	20.1	21.1
	4H	19.7	20.4	20.5	21.2	22.2	19.7	20.5	20.5	21.3	22.3
	6H	20.8	21.5	21.7	22.3	23.4	20.9	21.5	21.7	22.4	23.4
8H	8H	21.4	22.0	22.2	22.8	23.9	21.4	22.0	22.3	22.9	23.9
	12H	21.9	22.4	22.7	23.3	24.4	22.0	22.5	22.8	23.4	24.4
	4H	20.2	20.8	21.0	21.6	22.7	20.2	20.8	21.0	21.7	22.7
	6H	21.6	22.1	22.4	22.9	24.0	21.6	22.1	22.5	23.0	24.1
	8H	22.2	22.7	23.1	23.6	24.7	22.3	22.8	23.2	23.6	24.7
12H	12H	22.9	23.3	23.8	24.2	25.3	23.0	23.4	23.9	24.3	25.4
	4H	20.2	20.8	21.1	21.6	22.7	20.3	20.8	21.1	21.7	22.8
	6H	21.7	22.2	22.6	23.1	24.2	21.8	22.2	22.7	23.1	24.2
	8H	22.5	22.9	23.4	23.8	24.9	22.6	23.0	23.5	23.9	25.0
Variation of the observer position for the luminaire distances S											
S = 1.0H	+0.1 / -0.1					+0.1 / -0.1					
S = 1.5H	+0.2 / -0.2					+0.2 / -0.2					
S = 2.0H	+0.3 / -0.4					+0.3 / -0.4					
Standard table	BK10					BK10					
Correction summand	-1.3					-1.2					
Corrected glare indices referring to 11462 lm total luminous flux											



Detail images



Corpus Q1 und Q2 (tunable white)

Luminaire body LED light as a pendant with wire suspension

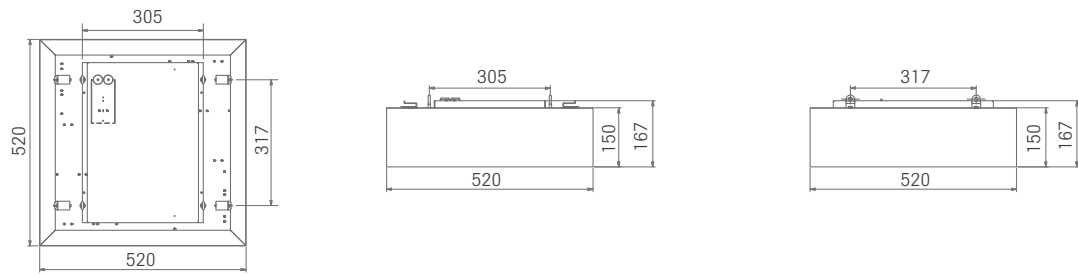
Application areas Schools, public buildings where energy efficiency is important

Combinable systems Corpus, Selecta, FreeStyle

Technical data

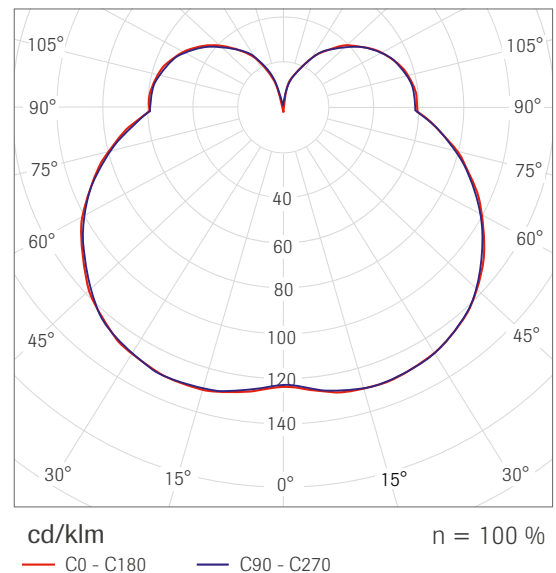
Description	Corpus Q1
OWA no.	Corpus Q1
Part no.	00079700
Input voltage	220 - 240 V, 50 - 60 Hz, DC
Power consumption	53 W
Dimensions approx. (L x W x H)	520 x 520 x 150 mm
Luminous flux	Approx. 5700 lm
Colour temperature	Tunable white
Weight	Approx. 9 kg/fixture
Ambient temperature	-20 °C bis +55 °C
Colour rendering index (Ra)	> 80
Protection rating	IP 20
Protection class	Class I
Integrated power supply unit	Total height incl. control gear 167 mm
Service life	50.000 hours / L70
Warranty	2 years
Dimmung	DALI dimmbar

Diagram






Light calculation and light curve

Glare rating according to UGR											
v ceiling	70	70	50	50	30	70	70	50	50	30	
v walls	50	30	50	30	30	50	30	50	30	30	
v floor	20	20	20	20	20	20	20	20	20	20	
Raumgröße		Viewing direction at right angles to lamp axis					Viewing direction parallel to lamp axis				
X	Y										
2H	2H	14,0	15,1	14,7	15,8	16,7	14,0	15,1	14,7	15,8	16,7
	3H	16,4	17,4	17,1	18,2	19,1	16,4	17,4	17,1	18,1	19,0
	4H	17,5	18,5	18,3	19,2	20,2	17,5	18,4	18,2	19,2	20,1
	6H	18,6	19,5	19,4	20,3	21,3	18,6	19,5	19,4	20,2	21,2
	8H	19,1	20,0	19,9	20,8	21,8	19,1	19,9	19,9	20,7	21,7
4H	12H	19,6	20,5	20,4	21,3	22,2	19,6	20,4	20,4	21,2	22,2
	2H	14,7	15,7	15,5	16,4	17,4	14,7	15,6	15,5	16,4	17,3
	3H	17,4	18,2	18,2	19,0	20,0	17,4	18,2	18,1	19,0	20,0
	4H	18,7	19,4	19,5	20,2	21,2	18,7	19,4	19,5	20,2	21,2
	6H	20,0	20,6	20,8	21,4	22,5	19,9	20,6	20,7	21,4	22,4
8H	8H	20,6	21,2	21,4	22,0	23,1	20,5	21,1	21,4	22,0	23,0
	12H	21,2	21,7	22,0	22,6	23,6	21,1	21,7	22,0	22,5	23,6
	4H	19,2	19,8	20,0	20,7	21,7	19,2	19,8	20,0	20,6	21,7
	6H	20,7	21,2	21,6	22,1	23,2	20,7	21,2	21,6	22,1	23,2
	8H	21,5	21,9	22,4	22,8	23,9	21,5	21,9	22,3	22,8	23,9
12H	12H	22,3	22,7	23,2	23,6	24,7	22,2	22,6	23,1	23,5	24,6
	4H	19,3	19,9	20,2	20,7	21,8	19,3	19,8	20,1	20,7	21,8
	6H	20,9	21,4	21,8	22,3	23,4	20,9	21,3	21,8	22,2	23,3
8H	21,8	22,2	22,7	23,1	24,2	21,8	22,1	22,6	23,0	24,2	
Variation of the observer position for the luminaire distances S											
S = 1,0H		+0,1 / -0,1				+0,1 / -0,1					
S = 1,5H		+0,2 / -0,2				+0,2 / -0,2					
S = 2,0H		+0,3 / -0,4				+0,3 / -0,4					
Standard table		BK10				BK10					
Correction summand		0,2				0,2					
Corrected glare indices referring to 5742 lm total luminous flux											



Detail images



Corpus Q2 (tunable white)

Luminaire body LED light as a pendant with wire suspension

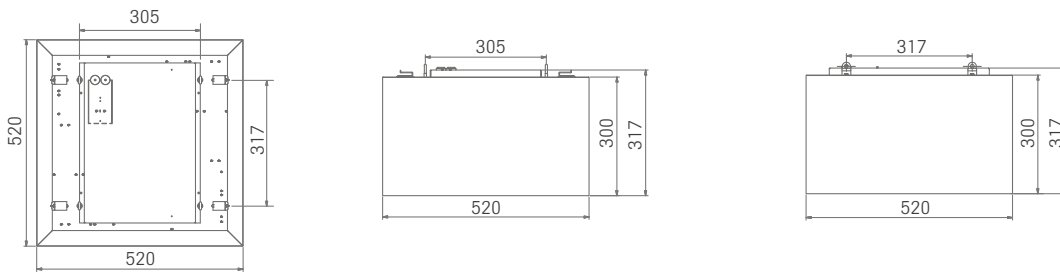
Application areas Schools, public buildings where energy efficiency is important

Combinable systems Corpus, Selecta, FreeStyle

Technical data

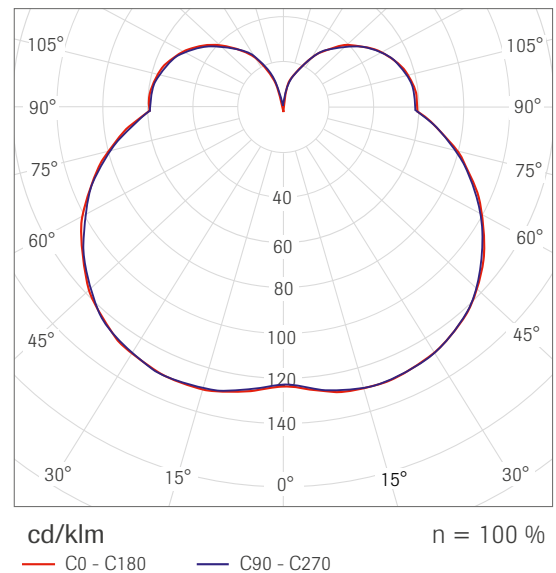
Description	Corpus Q2
OWA no.	Corpus Q2
Part no.	00079701
Input voltage	220 - 240 V, 50 - 60 Hz, DC
Power consumption	53 W
Dimensions approx. (L x W x H)	520 x 520 x 300 mm
Luminous flux	Approx. 6100 lm
Colour temperature	Tunable white
Weight	Approx. 11 kg/fixture
Ambient temperature	-20 °C bis +55 °C
Colour rendering index (Ra)	> 80
Protection rating	IP 20
Protection class	Class I
Integrated power supply unit	Total height incl. control gear 317 mm
Service life	50.000 hours / L70
Warranty	2 years
Dimmung	DALI dimmbar

Diagram





Light calculation and light curve

Glare rating according to UGR											
v ceiling	70	70	50	50	30	70	70	50	50	30	
v walls	50	30	50	30	30	50	30	50	30	30	
v floor	20	20	20	20	20	20	20	20	20	20	
Room size		Viewing direction at right angles to lamp axis					Viewing direction parallel to lamp axis				
X	Y										
2H	2H	13.2	14.3	13.9	15.0	15.9	13.1	14.2	13.9	15.0	15.9
	3H	15.4	16.4	16.2	17.2	18.1	15.4	16.4	16.2	17.2	18.1
	4H	16.5	17.4	17.2	18.2	19.1	16.4	17.4	17.2	18.2	19.1
	6H	17.5	18.4	18.3	19.1	20.1	17.4	18.3	18.2	19.1	20.1
	8H	17.9	18.8	18.7	19.6	20.5	17.9	18.7	18.7	19.5	20.5
4H	12H	18.4	19.2	19.2	20.2	21.0	18.3	19.1	19.1	19.9	20.9
	2H	13.8	14.8	14.6	15.5	16.5	13.8	14.7	14.6	15.5	16.5
	3H	16.3	17.2	17.1	18.0	18.9	16.3	17.1	17.1	17.9	18.9
	4H	17.6	18.3	18.4	19.1	20.1	17.5	18.3	18.4	19.1	20.1
	6H	18.7	19.4	19.6	20.2	21.3	18.7	19.3	19.5	20.2	21.2
8H	8H	19.3	19.9	20.1	20.7	21.8	19.2	19.8	20.1	20.7	21.7
	12H	19.8	20.4	20.7	21.2	22.3	19.8	20.3	20.6	21.2	22.2
	4H	18.0	18.6	18.9	19.5	20.5	18.0	18.6	18.8	19.5	20.5
	6H	19.4	19.9	20.3	20.8	21.9	19.4	19.9	20.3	20.8	21.9
	8H	20.1	20.6	21.0	21.5	22.6	20.1	20.6	21.0	21.4	22.5
12H	12H	20.8	21.2	21.7	22.1	23.2	20.8	21.2	21.7	22.1	23.2
	4H	18.1	18.7	19.0	19.5	20.6	18.1	18.6	18.9	19.5	20.6
	6H	19.6	20.1	20.5	20.9	22.0	19.6	20.0	20.5	20.9	22.0
8H	20.4	20.8	21.3	21.7	22.8	20.4	20.8	21.3	21.7	22.8	
Variation of the observer position for the luminaire distances S											
S = 1.0H	+0.1 / -0.1					+0.1 / -0.1					
S = 1.5H	+0.2 / -0.2					+0.2 / -0.2					
S = 2.0H	+0.3 / -0.4					+0.3 / -0.4					
Standard table	BK10					BK10					
Correction summand	-1.2					-1.3					
Corrected glare indices referring to 6168 lm total luminous flux											



Detail images



OWAlight 1 and 2

Luminaire body LED linear profile completely integrated into the cross tee of the S 15b OWAline ceiling system, white metal profile, light delivered through opal acrylic glass strips, highly efficient light unit installed flush with the ceiling, not visible to the eye when switched off

Application areas Offices°, schools, public buildings where energy efficiency is important, not suitable for work with display screen equipment

Combinable systems S 15b OWAline

° Light fixture slightly exceeds UGR value.

Technical data

Description	OWAlight 1	OWAlight 2
OWA no.	OWAlight 1	OWAlight 2
Part no.	00072860	00072861
Input voltage	24 V/DC	24 V/DC
Power consumption	12 W	12 W
Module length	600 mm	1200 mm with central slot
LED strip length	600 mm	600 mm
Dimensions approx. (L x H x W)	600 x 38 x 14.3 mm	1200 x 38 x 14.3 mm
Luminous flux	680 lm	680 lm
Colour temperature	4000 K	4000 K
Weight	Approx. 380 g/fixture	Approx. 610 g/fixture
Ambient temperature	-20 °C to +40 °C	-20 °C to +40 °C
Colour rendering index (Ra)	> 80	> 80
Protection rating	IP 20	IP 20
Protection class	Class III	Class III
Service life	40000 hours / L70	40000 hours / L70
Warranty	2 years	2 years
Dimming	DALI dimmable	DALI dimmable

Accessories

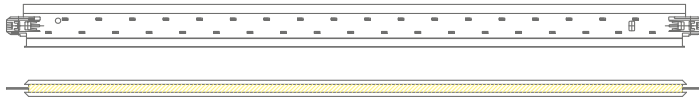
- extension cable (length: 2.0 m)
- multi-plug, 6-pole
- 100 W transformer
- 240 W transformer

Accessories should be ordered separately based on the installation requirements.

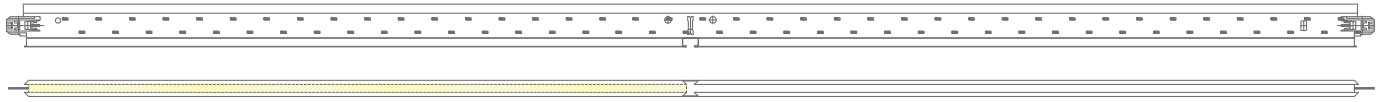
For accessories, see OWAconsult collection price list no. 1001.

Diagram

OWAlight 1, profile length 600 mm, LED strip 600 mm, 12 W

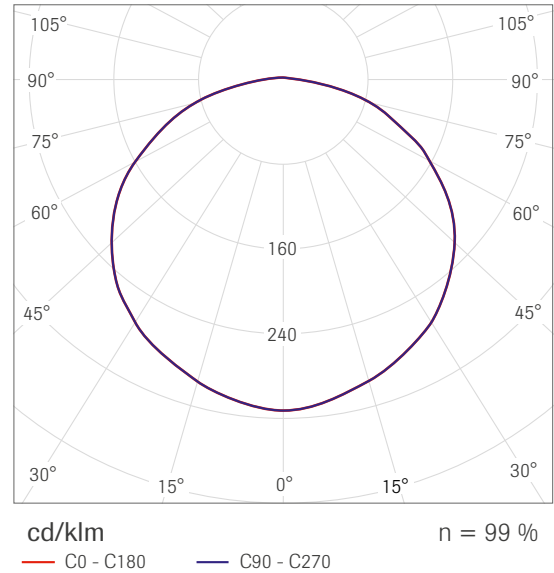


OWAlight 2, profile length 1200 mm, LED strip 600 mm, 12 W



Light calculation and light curve

Glare rating according to UGR												
v ceiling	70	70	50	50	30	70	70	50	50	30		
v walls	50	30	50	30	30	50	30	50	30	30		
v floor	20	20	20	20	20	20	20	20	20	20		
Room size		Viewing direction at right angles to lamp axis					Viewing direction parallel to lamp axis					
X	Y											
2H	2H	26.4	27.8	26.7	28.1	28.3	26.4	27.8	26.7	28.1	28.3	
	3H	28.4	29.7	28.8	30.0	30.2	28.4	29.7	28.8	30.0	30.2	
	4H	29.2	30.4	29.6	30.7	31.0	29.2	30.4	29.6	30.7	31.0	
	6H	29.8	30.9	30.2	31.2	31.5	29.8	30.9	30.2	31.2	31.5	
	8H	30.0	31.1	30.4	31.4	31.7	30.0	31.1	30.4	31.4	31.7	
4H	12H	30.2	31.2	30.6	31.5	31.9	30.2	31.2	30.6	31.5	31.9	
	2H	27.1	28.3	27.4	28.6	28.9	27.1	28.3	27.4	28.6	28.9	
	3H	29.3	30.3	29.7	30.6	31.0	29.3	30.3	29.7	30.6	31.0	
	4H	30.2	31.1	30.6	31.5	31.9	30.2	31.1	30.6	31.5	31.9	
	6H	31.0	31.8	31.4	32.2	32.6	31.0	31.8	31.4	32.2	32.6	
8H	12H	31.3	32.0	31.7	32.4	32.8	31.3	32.0	31.7	32.4	32.8	
	4H	30.6	31.3	31.0	31.7	32.1	30.6	31.3	31.0	31.7	32.1	
	6H	31.5	32.1	32.0	32.5	33.0	31.5	32.1	32.0	32.5	33.0	
	8H	31.9	32.4	32.4	32.9	33.3	31.9	32.4	32.4	32.9	33.3	
	12H	32.2	32.6	32.7	33.1	33.6	32.2	32.6	32.7	33.1	33.6	
12H	4H	30.6	31.3	31.1	31.7	32.1	30.6	31.3	31.1	31.7	32.1	
	6H	31.6	32.1	32.1	32.6	33.0	31.6	32.1	32.1	32.6	33.0	
	8H	32.0	32.5	32.5	32.9	33.4	32.0	32.5	32.5	32.9	33.4	
	Variation of the observer position for the luminaire distances S											
	S = 1.0H	+0.1 / -0.1					+0.1 / -0.1					
S = 1.5H	+0.2 / -0.3					+0.2 / -0.3						
S = 2.0H	+0.3 / -0.5					+0.3 / -0.5						
Standard table	BK07					BK07						
Correction summand	16.3					16.3						
Corrected glare indices referring to 680 lm total luminous flux												



Detail images



OWAlight 3 and 3a

Luminaire body LED linear profile completely integrated into the cross tee of the S 15b OWAline ceiling system, white metal profile, light delivered through opal acrylic glass strips, highly efficient light unit installed flush with the ceiling, not visible to the eye when switched off

Application areas Offices°, schools, public buildings where energy efficiency is important, not suitable for work with display screen equipment

Combinable systems S 15b OWAline, S 45b Trapeze

° Light fixture slightly exceeds UGR value.

Technical data

Description	OWAlight 3	OWAlight 3a
OWA no.	OWAlight 3	OWAlight 3a
Part no.	00072862	00072863
Input voltage	24 V/DC	24 V/DC
Power consumption	24 W	24 W
Module length	1200 mm with central slot	1200 mm without central slot
LED strip length	1200 mm	1200 mm
Dimensions approx. (L x H x W)	1200 x 38 x 14.3 mm	1200 x 38 x 14.3 mm
Luminous flux	1350 lm	1350 lm
Colour temperature	4000 K	4000 K
Weight	Approx. 760 g/fixture	Approx. 760 g/fixture
Ambient temperature	-20 °C to +40 °C	-20 °C to +40 °C
Colour rendering index (Ra)	> 80	> 80
Protection rating	IP 20	IP 20
Protection class	Class III	Class III
Service life	40000 hours / L70	40000 hours / L70
Warranty	2 years	2 years
Dimming	DALI dimmable	DALI dimmable

Accessories

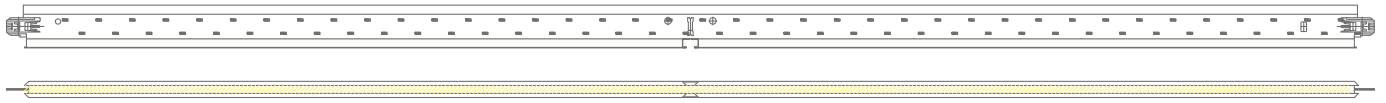
- extension cable (length: 2.0 m)
- multi-plug, 6-pole
- 100 W transformer
- 240 W transformer

Accessories should be ordered separately based on the installation requirements.

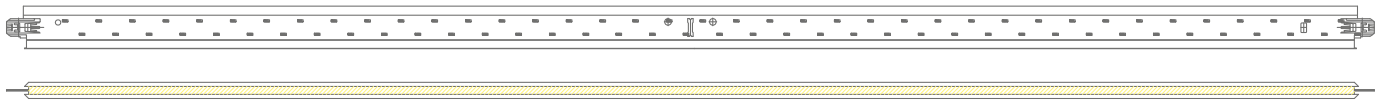
For accessories, see OWAconsult collection price list no. 1001.

Diagram

OWAlight 3, profile length 1200 mm, LED strip 1200 mm, 24 W

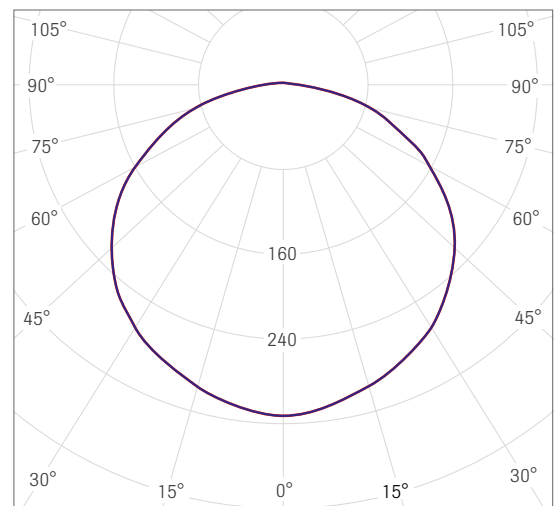


OWAlight 3a, profile length 1200 mm, LED strip 1200 mm, no central slot, 24 W



Light calculation and light curve

Glare rating according to UGR											
v ceiling		70	70	50	50	30	70	70	50	50	30
v walls		50	30	50	30	30	50	30	50	30	30
v floor		20	20	20	20	20	20	20	20	20	20
Room size		Viewing direction at right angles to lamp axis					Viewing direction parallel to lamp axis				
X	Y										
2H	2H	26.4	27.8	26.7	28.0	28.2	26.4	27.8	26.7	28.0	28.2
	3H	28.4	29.6	28.7	29.9	30.2	28.4	29.6	28.7	29.9	30.2
	4H	29.1	30.3	29.5	30.6	30.9	29.1	30.3	29.5	30.6	30.9
	6H	29.7	30.9	30.1	31.2	31.5	29.7	30.9	30.1	31.2	31.5
	8H	30.0	31.0	30.3	31.3	31.7	30.0	31.0	30.3	31.3	31.7
4H	12H	30.1	31.1	30.5	31.5	31.8	30.1	31.1	30.5	31.5	31.8
	2H	27.0	28.2	27.4	28.5	28.8	27.0	28.2	27.4	28.5	28.8
	3H	29.2	30.3	29.6	30.6	30.9	29.2	30.3	29.6	30.6	30.9
	4H	30.2	31.1	30.6	31.4	31.8	30.2	31.1	30.6	31.4	31.8
	6H	30.9	31.7	31.3	32.1	32.5	30.9	31.7	31.3	32.1	32.5
8H	12H	31.2	31.9	31.6	32.3	32.7	31.2	31.9	31.6	32.3	32.7
	4H	31.4	32.1	31.8	32.5	32.9	31.4	32.1	31.8	32.5	32.9
	6H	30.5	31.2	30.9	31.6	32.1	30.5	31.2	30.9	31.6	32.1
	8H	31.4	32.0	31.9	32.5	32.9	31.4	32.0	31.9	32.5	32.9
	12H	31.8	32.3	32.3	32.8	33.3	31.8	32.3	32.3	32.8	33.3
12H	4H	32.1	32.6	32.6	33.0	33.5	32.1	32.6	32.6	33.0	33.5
	6H	30.6	31.2	31.0	31.6	32.1	30.6	31.2	31.0	31.6	32.1
	8H	31.5	32.1	32.0	32.5	33.0	31.5	32.1	32.0	32.5	33.0
8H	32.0	32.4	32.4	32.9	33.4	32.0	32.4	32.4	32.9	33.4	
Variation of the observer position for the luminaire distances S											
S = 1.0H		+0.1 / -0.1					+0.1 / -0.1				
S = 1.5H		+0.2 / -0.3					+0.2 / -0.3				
S = 2.0H		+0.3 / -0.5					+0.3 / -0.5				
Standard table		BK07					BK07				
Correction summand		13.9					13.9				
Corrected glare indices referring to 1350 lm total luminous flux											



cd/klm n = 99 %
 — C0 - C180 — C90 - C270

Detail images



Trapeze LED*

Luminaire body Frameless lay-in LED light fixture, white powder-coated housing, light delivered through opal acrylic glass pane, luminaire housing cannot be altered

Application areas Offices, schools, public buildings where energy efficiency is important

Combinable system S 15b OWAline

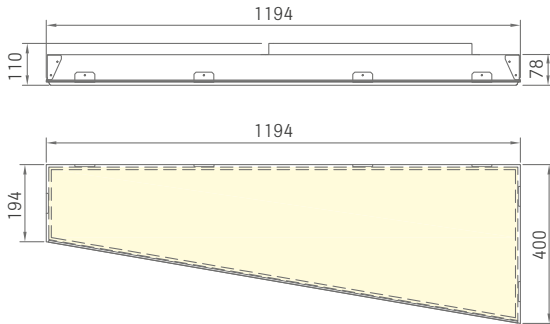
Technical data

Description	Trapeze LED	Trapeze LED emergency luminaire
OWA no.	Trapeze LED integrated luminaire	Trapeze LED emergency luminaire
Part no.	00068451	00074503
Input voltage	220 - 230 V, 50 - 60 Hz, DC	220 - 230 V, 50 - 60 Hz, DC
Power consumption	72 W	72 W / 75 W during charging
Dimensions approx. (L x W x H)	1194 x 400 x 78 mm	1194 x 400 x 78 mm
Grid dimensions (L x W)	1200 x 400/200 mm	1200 x 400/200 mm
Luminous flux	6700 lm at 150 mA	6700 lm at 150 mA
Colour temperature	4000 K	4000 K
Weight	Approx. 7.0 kg/fixture	Approx. 8.0 kg/fixture
Ambient temperature	-20 °C to +25 °C	-20 °C to +25 °C
Colour rendering index (Ra)	> 80	> 80
Protection rating	IP 20	IP 20
Protection class	Class I	Class I
Emergency lighting duration	-	Battery EL 3h
Integrated power supply unit	Total height incl. control gear 110 mm	Total height incl. control gear 110 mm
Service life	50000 hours / L70	50000 hours / L70
Warranty	2 years	2 years
Dimming	DALI dimmable	DALI dimmable

For the Trapeze LED, a LINECT unit must be ordered separately for on-site power connection.

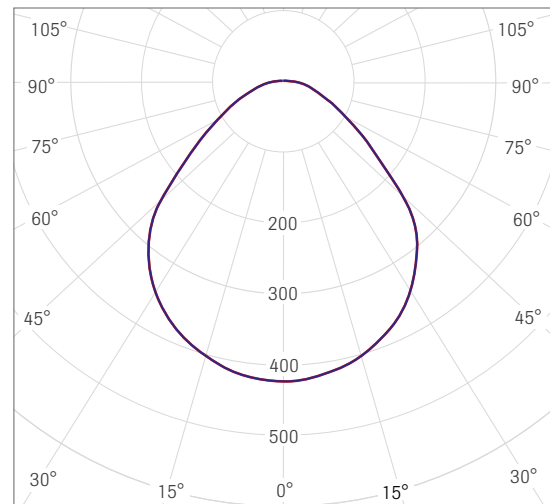
* Trapeze LED available only as stocks last

Diagram



Light calculation and light curve

Glare rating according to UGR											
v ceiling		70	70	50	50	30	70	70	50	50	30
v walls		50	30	50	30	30	50	30	50	30	30
v floor		20	20	20	20	20	20	20	20	20	20
Room size		Viewing direction at right angles to lamp axis					Viewing direction parallel to lamp axis				
X	Y										
2H	2H	16.2	17.3	16.5	17.6	17.8	16.2	17.4	16.5	17.7	17.9
	3H	17.4	18.4	17.7	18.7	19.0	17.5	18.5	17.8	18.8	19.1
	4H	17.9	18.9	18.3	19.2	19.5	18.1	19.1	18.4	19.4	19.7
	6H	18.4	19.3	18.8	19.7	20.0	18.6	19.5	19.0	19.8	20.2
	8H	18.6	19.5	19.0	19.8	20.2	18.8	19.7	19.2	20.0	20.4
4H	12H	18.8	19.6	19.2	20.0	20.3	19.0	19.8	19.4	20.2	20.6
	2H	16.6	17.6	16.9	17.9	18.2	16.6	17.6	17.0	17.9	18.2
	3H	18.0	18.9	18.4	19.2	19.6	18.1	18.9	18.5	19.3	19.7
	4H	18.7	19.5	19.2	19.9	20.3	18.9	19.6	19.3	20.0	20.4
	6H	19.4	20.0	19.8	20.4	20.9	19.5	20.2	20.0	20.6	21.0
8H	12H	19.6	20.2	20.1	20.7	21.1	19.8	20.4	20.3	20.8	21.3
	2H	19.9	20.4	20.3	20.9	21.3	20.1	20.6	20.6	21.1	21.5
	4H	19.0	19.6	19.5	20.0	20.5	19.1	19.7	19.6	20.2	20.6
	6H	19.8	20.3	20.3	20.8	21.2	20.0	20.5	20.4	20.9	21.4
	8H	20.2	20.6	20.7	21.1	21.6	20.4	20.8	20.9	21.3	21.8
12H	12H	20.5	20.9	21.0	21.4	21.9	20.7	21.1	21.3	21.6	22.1
	4H	19.1	19.6	19.5	20.0	20.5	19.2	19.7	19.6	20.1	20.6
	6H	19.9	20.3	20.4	20.8	21.3	20.0	20.5	20.5	20.9	21.5
8H	20.3	20.7	20.8	21.2	21.7	20.5	20.9	21.0	21.4	21.9	
Variation of the observer position for the luminaire distances S											
S = 1.0H		+0.3 / -0.3					+0.3 / -0.3				
S = 1.5H		+0.5 / -0.7					+0.5 / -0.7				
S = 2.0H		+1.0 / -1.2					+0.9 / -1.1				
Standard table		BK05					BK05				
Correction summand		-3.3					-3.3				
Corrected glare indices referring to 6713 lm total luminous flux											



cd/klm n = 100 %

— C0 - C180 — C90 - C270

Detail images



Trapeze LED A (satin)

Luminaire body Lay-in LED light fixture, slim visible frame, white powder-coated housing, light delivered through opal acrylic glass pane, luminaire housing cannot be altered

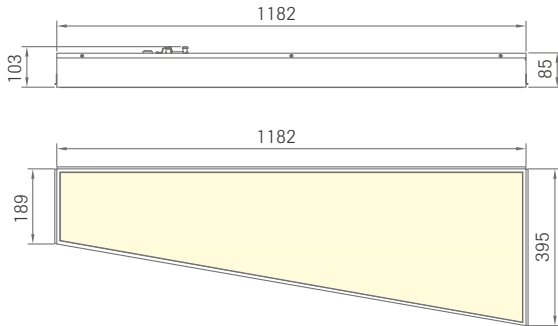
Application areas Schools, public buildings where energy efficiency is important

Combinable systems S 15b OWAline, S 45b Trapeze

Technical data

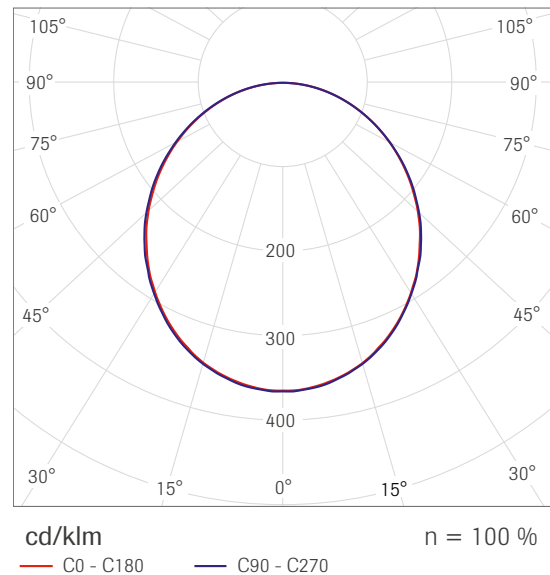
Description	Trapeze LED A	Trapeze LED A emergency luminaire
OWA no.	Trapeze LED A integrated luminaire	Trapeze LED A emergency luminaire
Part no.	00079770	00079772
Input voltage	220 - 240 V, 50 - 60 Hz, DC	220 - 240 V, 50 - 60 Hz, DC
Power consumption	35 W	35 W
Dimensions approx. (L x W x H)	1182 x 398/189 x 82 mm	1182 x 398/189 x 82 mm
Grid dimensions (L x W)	1200 x 400/200 mm	1200 x 400/200 mm
Luminous flux	3600 lm	3600 lm
Colour temperature	4000 K	4000 K
Weight	Approx. 8.4 kg/fixture	Approx. 8.4 kg/fixture
Ambient temperature	-20 °C to +25 °C	-20 °C to +25 °C
Colour rendering index (Ra)	> 80	> 80
Protection rating	IP 20	IP 20
Protection class	Class I	Class I
Emergency lighting duration	-	Battery EL 3h
Integrated power supply unit	Total height incl. control gear 103 mm	Total height incl. control gear 103 mm
Service life	50000 hours / L70	50000 hours / L70
Warranty	2 years	2 years
Dimming	DALI dimmable	DALI dimmable

Diagram




Light calculation and light curve


Glare rating according to UGR											
v ceiling	70	70	50	50	30	70	70	50	50	30	
v walls	50	30	50	30	30	50	30	50	30	30	
v floor	20	20	20	20	20	20	20	20	20	20	
Room size		Viewing direction at right angles to lamp axis					Viewing direction parallel to lamp axis				
X	Y										
2H	2H	15.6	16.9	15.9	17.2	17.4	15.7	17.1	16.0	17.3	17.5
	3H	17.5	18.7	17.8	18.9	19.2	17.6	18.8	17.9	19.1	19.3
	4H	18.2	19.3	18.5	19.6	19.9	18.3	19.5	18.7	19.7	20.0
	6H	18.8	19.8	19.1	20.1	20.5	18.9	20.0	19.3	20.3	20.6
	8H	19.0	20.0	19.4	20.3	20.6	19.1	20.1	19.5	20.5	20.8
4H	12H	19.1	20.1	19.5	20.4	20.8	19.3	20.2	19.7	20.6	20.9
	2H	16.2	17.4	16.6	17.6	17.9	16.3	17.4	16.6	17.7	18.0
	3H	18.3	19.3	18.7	19.6	19.9	18.4	19.4	18.8	19.7	20.0
	4H	19.2	20.1	19.6	20.4	20.8	19.3	20.2	19.7	20.5	20.9
	6H	19.9	20.7	20.3	21.1	21.5	20.0	20.8	20.5	21.2	21.6
8H	8H	20.2	20.9	20.6	21.3	21.7	20.3	21.0	20.7	21.4	21.8
	12H	20.4	21.0	20.8	21.4	21.9	20.5	21.2	21.0	21.6	22.0
	4H	19.5	20.2	20.0	20.6	21.0	19.6	20.3	20.1	20.7	21.1
	6H	20.4	21.0	20.9	21.4	21.9	20.5	21.1	21.0	21.5	22.0
	8H	20.8	21.3	21.3	21.8	22.2	20.9	21.4	21.4	21.9	22.3
12H	12H	21.1	21.5	21.6	22.0	22.5	21.2	21.6	21.7	22.1	22.6
	4H	19.6	20.2	20.0	20.6	21.1	19.7	20.3	20.1	20.7	21.1
	6H	20.5	21.0	21.0	21.5	22.0	20.6	21.1	21.1	21.6	22.0
8H	20.9	21.4	21.4	21.8	22.3	21.0	21.5	21.5	21.9	22.4	
Variation of the observer position for the luminaire distances S											
S = 1.0H		+0.1 / -0.1					+0.1 / -0.1				
S = 1.5H		+0.2 / -0.3					+0.2 / -0.3				
S = 2.0H		+0.3 / -0.6					+0.3 / -0.6				
Standard table		BK06					BK07				
Correction summand		-1.2					-0.6				
Corrected glare indices referring to 3831 lm total luminous flux											



Detail images



Emergency luminaire



Trapeze LED A (micro prismatic)

Luminaire body Lay-in LED light fixture, slim visible frame, white powder-coated housing, light delivered through microprismatic acrylic glass pane, luminaire housing cannot be altered

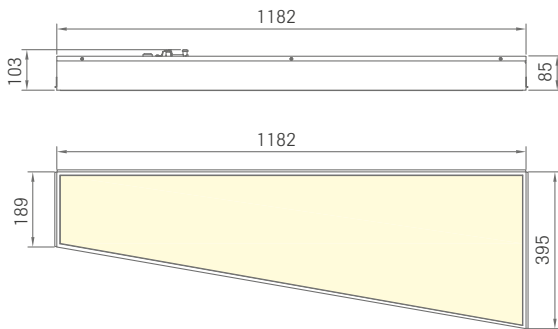
Application areas Offices, schools, public buildings where energy efficiency is important

Combinable systems S 15b OWAline, S 45b Trapeze

Technical data

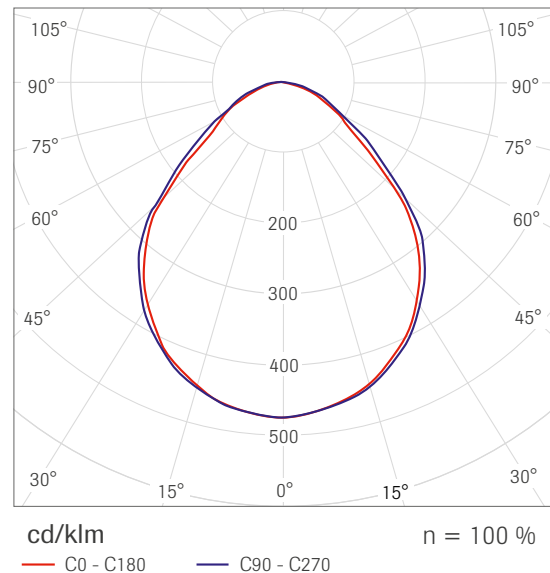
Description	Trapeze LED A
OWA no.	Trapeze LED A integrated luminaire
Part no.	00079771
Input voltage	220 - 240 V, 50 - 60 Hz, DC
Power consumption	35 W
Dimensions approx. (L x W x H)	1182 x 395/189 x 82 mm
Grid dimensions (L x W)	1200 x 400/200 mm
Luminous flux	3500 lm
Colour temperature	4000 K
Weight	Approx. 8.4 kg/fixture
Ambient temperature	-20 °C to +25 °C
Colour rendering index (Ra)	> 80
Protection rating	IP 20
Protection class	Class I
Emergency lighting duration	-
Integrated power supply unit	Total height incl. control gear 103 mm
Service life	50000 hours / L70
Warranty	2 years
Dimming	DALI dimmable

Diagram





Light calculation and light curve

Glare rating according to UGR											
v ceiling	70	70	50	50	30	70	70	50	50	30	
v walls	50	30	50	30	30	50	30	50	30	30	
v floor	20	20	20	20	20	20	20	20	20	20	
Room size		Viewing direction at right angles to lamp axis					Viewing direction parallel to lamp axis				
X	Y										
2H	2H	12.6	13.7	12.9	13.9	14.2	12.7	13.9	13.0	14.1	14.3
	3H	13.7	14.7	14.0	14.9	15.2	14.0	15.0	14.3	15.3	15.5
	4H	14.2	15.2	14.6	15.5	15.7	14.6	15.6	15.0	15.9	16.2
	6H	14.7	15.6	15.0	15.9	16.2	15.2	16.1	15.6	16.4	16.7
	8H	14.8	15.7	15.2	16.0	16.3	15.5	16.3	15.8	16.6	17.0
4H	12H	14.9	15.8	15.3	16.1	16.4	15.7	16.5	16.1	16.8	17.2
	2H	13.0	14.0	13.3	14.2	14.5	13.1	14.1	13.5	14.4	14.6
	3H	14.4	15.2	14.8	15.5	15.9	14.6	15.4	15.0	15.7	16.1
	4H	15.2	15.9	15.6	16.2	16.6	15.4	16.1	15.7	16.4	16.8
	6H	15.8	16.4	16.2	16.8	17.2	16.1	16.7	16.5	17.1	17.5
8H	8H	16.0	16.6	16.4	17.0	17.4	16.4	17.0	16.9	17.4	17.8
	12H	16.2	16.7	16.6	17.1	17.5	16.7	17.2	17.2	17.6	18.1
	4H	15.5	16.0	15.9	16.4	16.9	15.6	16.2	16.1	16.6	17.0
	6H	16.3	16.8	16.8	17.2	17.7	16.5	17.0	17.0	17.4	17.9
	8H	16.7	17.1	17.1	17.5	18.0	16.9	17.3	17.4	17.8	18.3
12H	12H	16.9	17.3	17.4	17.8	18.3	17.3	17.6	17.8	18.1	18.6
	4H	15.5	16.0	15.9	16.4	16.8	15.7	16.2	16.1	16.6	17.0
	6H	16.4	16.8	16.9	17.3	17.7	16.6	17.0	17.1	17.5	17.9
8H	16.8	17.2	17.3	17.6	18.1	17.0	17.4	17.5	17.9	18.4	
Variation of the observer position for the luminaire distances S											
S = 1.0H		+0.4 / -0.5					+0.3 / -0.4				
S = 1.5H		+0.7 / -0.8					+0.6 / -0.9				
S = 2.0H		+1.3 / -1.4					+1.4 / -1.2				
Standard table		BK04					BK04				
Correction summand		-5.2					-4.9				
Corrected glare indices referring to 3734 lm total luminous flux											



Detail images



Emergency luminaire

Flexo LED 1*

Luminaire body Frameless lay-in LED light fixture, white powder-coated housing, light delivered through opal acrylic glass pane, luminaire housing cannot be altered

Application areas Offices, schools, public buildings where energy efficiency is important

Combinable systems S 15b OWAline, S 15a cliq

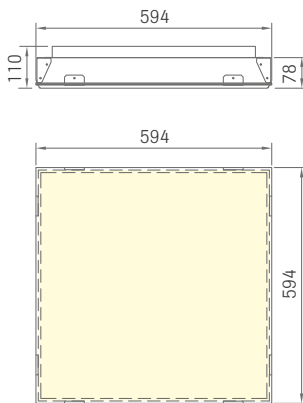
Technical data

Description	Flexo LED 1
OWA no.	Flexo LED integrated light fixture
Part no.	00068617
Input voltage	220 - 230 V, 50 - 60 Hz
Power consumption	76 W
Dimensions approx. (L x W x H)	594 x 594 x 78 mm
Grid dimensions (L x W)	600 x 600 mm
Luminous flux	4900 lm
Colour temperature	4000 K
Weight	Approx. 5.8 kg/fixture
Ambient temperature	-20 °C to +25 °C
Colour rendering index (Ra)	> 80
Protection rating	IP 20
Protection class	Class I
Integrated power supply unit	Total height incl. control gear 110 mm
Service life	50000 hours / L70
Warranty	2 years
Dimming	DALI dimmable

For the Flexo LED 1, a LINECT unit must be ordered separately for on-site power connection.

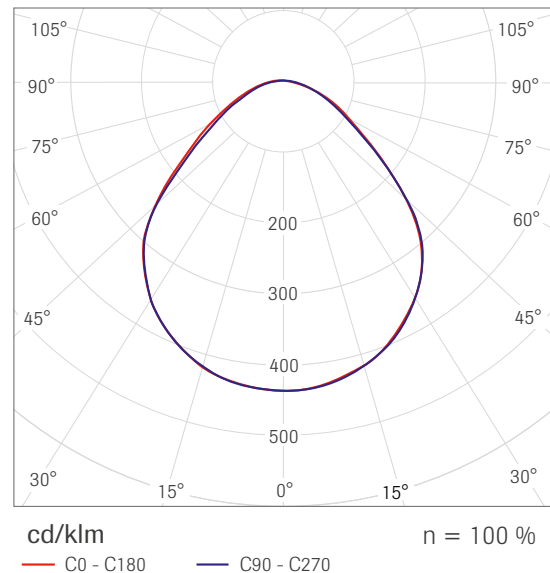
* Flexo LED 1 available only as stocks last

Diagram




Light calculation and light curve

Glare rating according to UGR											
v ceiling	70	70	50	50	30	70	70	50	50	30	
v walls	50	30	50	30	30	50	30	50	30	30	
v floor	20	20	20	20	20	20	20	20	20	20	
Room size		Viewing direction at right angles to lamp axis					Viewing direction parallel to lamp axis				
X	Y										
2H	2H	14.3	15.5	14.6	15.7	15.9	14.3	15.5	14.6	15.7	15.9
	3H	15.5	16.5	15.8	16.8	17.1	15.4	16.4	15.7	16.7	16.9
	4H	16.0	17.0	16.4	17.3	17.6	15.9	16.9	16.2	17.2	17.5
	6H	16.5	17.4	16.9	17.7	18.0	16.3	17.2	16.6	17.5	17.8
	8H	16.7	17.6	17.1	17.9	18.2	16.4	17.3	16.8	17.6	17.9
4H	12H	16.8	17.7	17.2	18.0	18.3	16.5	17.4	16.9	17.7	18.0
	2H	14.7	15.6	15.0	15.9	16.2	14.6	15.6	15.0	15.9	16.2
	3H	16.1	16.9	16.4	17.2	17.5	16.0	16.8	16.4	17.2	17.5
	4H	16.8	17.5	17.2	17.9	18.2	16.7	17.5	17.1	17.8	18.2
	6H	17.4	18.0	17.8	18.4	18.8	17.3	17.9	17.7	18.3	18.7
8H	8H	17.6	18.2	18.1	18.6	19.0	17.4	18.0	17.9	18.4	18.8
	12H	17.8	18.4	18.3	18.8	19.2	17.6	18.1	18.0	18.5	19.0
	4H	17.0	17.6	17.5	18.0	18.4	17.0	17.6	17.4	18.0	18.4
	6H	17.8	18.2	18.2	18.7	19.1	17.7	18.2	18.1	18.6	19.0
	8H	18.1	18.5	18.6	19.0	19.4	18.0	18.4	18.5	18.9	19.3
12H	12H	18.3	18.7	18.8	19.2	19.7	18.2	18.6	18.7	19.0	19.5
	4H	17.1	17.6	17.5	18.0	18.4	17.0	17.5	17.4	17.9	18.4
	6H	17.8	18.3	18.3	18.7	19.2	17.8	18.2	18.2	18.6	19.1
8H	18.2	18.6	18.7	19.0	19.5	18.1	18.5	18.6	18.9	19.4	
Variation of the observer position for the luminaire distances S											
S = 1.0H	+0.3 / -0.3					+0.3 / -0.4					
S = 1.5H	+0.6 / -0.8					+0.6 / -0.9					
S = 2.0H	+1.2 / -1.3					+1.2 / -1.4					
Standard table	BK04					BK04					
Correction summand	-3.8					-4.0					
Corrected glare indices referring to 3886 lm total luminous flux											



Detail images



Flexo LED 1 A

Luminaire body Lay-in LED light fixture, white powder-coated housing, slim visible frame, light delivered through opal acrylic glass pane, luminaire housing cannot be altered

Application areas Offices°, schools, public buildings where energy efficiency is important

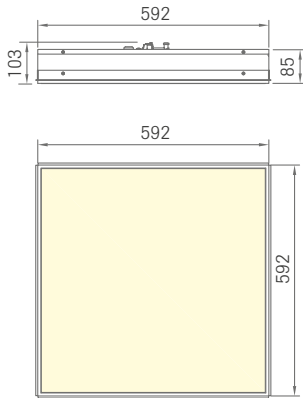
Combinable system S 15b OWAline

° Light fixture slightly exceeds UGR value.

Technical data

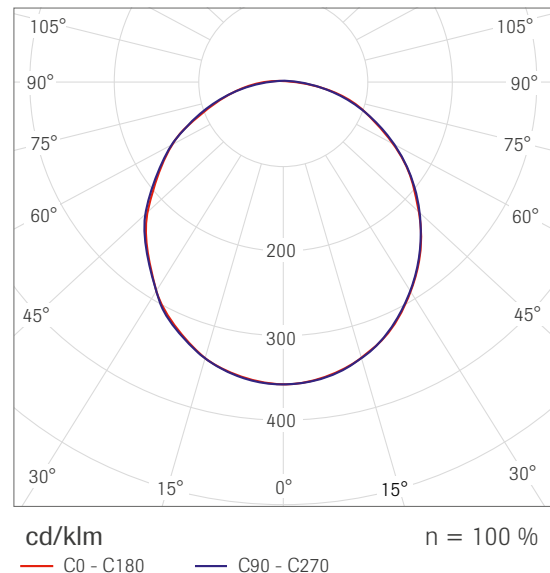
Description	Flexo LED 1 A
OWA no.	Flexo LED 1A integrated light fixture
Part no.	00070653
Input voltage	220 - 240 V, 50 - 60 Hz
Power consumption	54 W
Dimensions approx. (L x W x H)	592 x 592 x 85 mm
Grid dimensions (L x W)	600 x 600 mm
Luminous flux	4213 lm
Colour temperature	4000 K
Weight	Approx. 7.0 kg/fixture
Ambient temperature	-20 °C to +25 °C
Colour rendering index (Ra)	> 80
Protection rating	IP 20
Protection class	Class I
Integrated power supply unit	Total height incl. control gear 103 mm
Service life	50000 hours / L70
Warranty	2 years
Dimming	DALI dimmable

Diagram




Light calculation and light curve

Glare rating according to UGR											
v ceiling		70	70	50	50	30	70	70	50	50	30
v walls		50	30	50	30	30	50	30	50	30	30
v floor		20	20	20	20	20	20	20	20	20	20
Room size		Viewing direction at right angles to lamp axis					Viewing direction parallel to lamp axis				
X	Y										
2H	2H	17.1	18.4	17.4	18.7	18.9	17.1	18.5	17.4	18.7	19.0
	3H	19.0	20.2	19.3	20.5	20.7	19.0	20.2	19.3	20.5	20.8
	4H	19.7	20.9	20.1	21.2	21.4	19.8	20.9	20.1	21.2	21.5
	6H	20.3	21.4	20.7	21.7	22.0	20.4	21.4	20.7	21.7	22.0
	8H	20.6	21.6	20.9	21.9	22.2	20.6	21.6	20.9	21.9	22.2
4H	12H	20.7	21.7	21.1	22.0	22.4	20.7	21.7	21.1	22.0	22.4
	2H	17.7	18.8	18.0	19.1	19.4	17.7	18.9	18.1	19.2	19.5
	3H	19.8	20.8	20.2	21.1	21.5	19.8	20.8	20.2	21.1	21.5
	4H	20.7	21.6	21.1	21.9	22.3	20.7	21.6	21.1	22.0	22.3
	6H	21.5	22.2	21.9	22.6	23.0	21.5	22.3	21.9	22.6	23.0
8H	8H	21.8	22.5	22.2	22.9	23.3	21.8	22.5	22.2	22.9	23.3
	12H	22.0	22.6	22.4	23.0	23.5	22.0	22.6	22.4	23.0	23.5
	4H	21.1	21.8	21.5	22.2	22.6	21.1	21.8	21.5	22.2	22.6
	6H	22.0	22.6	22.5	23.0	23.5	22.0	22.6	22.5	23.0	23.5
	8H	22.4	22.9	22.9	23.3	23.8	22.4	22.9	22.9	23.3	23.8
12H	12H	22.7	23.1	23.2	23.6	24.1	22.7	23.1	23.2	23.6	24.1
	4H	21.1	21.8	21.6	22.2	22.6	21.1	21.8	21.6	22.2	22.6
	6H	22.1	22.6	22.6	23.0	23.5	22.1	22.6	22.6	23.1	23.5
8H	22.5	23.0	23.0	23.4	23.9	22.5	23.0	23.0	23.4	23.9	
Variation of the observer position for the luminaire distances S											
S = 1.0H		+0.1 / -0.1					+0.1 / -0.1				
S = 1.5H		+0.2 / -0.3					+0.2 / -0.3				
S = 2.0H		+0.3 / -0.6					+0.3 / -0.6				
Standard table		BK07					BK07				
Correction summand		0.5					0.6				
Corrected glare indices referring to 4213 lm total luminous flux											



Luminosonic



Luminaire body Lay-in LED light fixture as acoustic luminaire with inlaid OWAacoustic mineral tile

Application areas Offices°, schools, public buildings where energy efficiency is important

Combinable systems S 3, S 3 cliq, S 3a, S 3a cliq, S 19 Teccor, S 33

° Light fixture slightly exceeds UGR value.

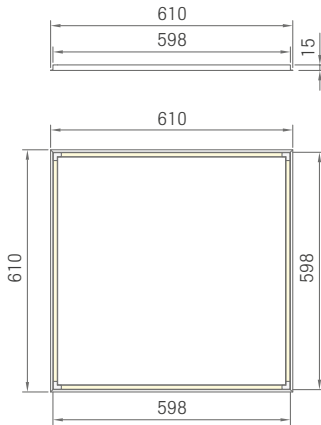
Technical data

Description	Luminosonic
OWA no.	Lumino Sonic
Part no.	00076669
Input voltage	220 - 240 V, 50 - 60 Hz, DC
Power consumption	40 W
Dimensions approx. (L x W x H)	610 x 610 x 15 mm
Grid dimensions (L x W)	625 x 625 mm
Luminous flux	Approx. 3130 lm
Colour temperature	4000 K
Weight	Approx. 0.4 kg/fixture
Ambient temperature	-20 °C to +60 °C
Colour rendering index (Ra)	> 80
Protection rating	IP 20
Protection class	Class I
Integrated power supply unit	Total height 15 mm, weight 0.25 kg
Service life	50000 hours / L70
Warranty	2 years
Dimming	DALI dimmable
Absorption α_w /NRC	Depends on chosen OWAacoustic mineral tile, e.g. Sinfonia: 0.85/0.85

Detail images

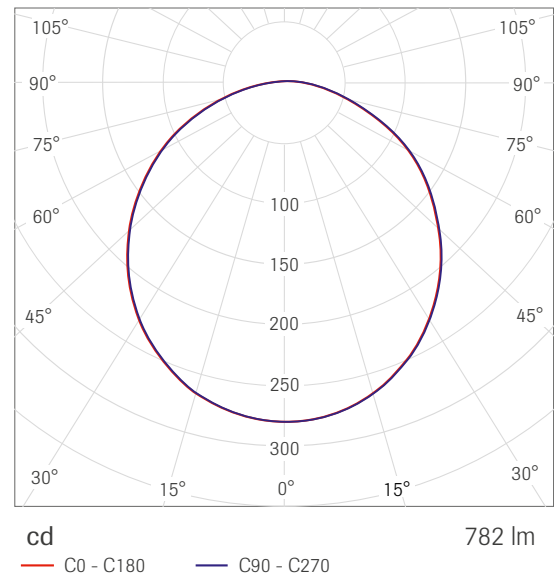


Diagram




Light calculation and light curve

Glare rating according to UGR											
v ceiling	70	70	50	50	30	70	70	50	50	30	
v walls	50	30	50	30	30	50	30	50	30	30	
v floor	20	20	20	20	20	20	20	20	20	20	
Room size		Viewing direction at right angles to lamp axis					Viewing direction parallel to lamp axis				
X	Y										
2H	2H	25.9	27.2	26.2	27.4	27.7	25.9	27.2	26.2	27.4	27.7
	3H	27.7	28.9	28.0	29.1	29.4	27.7	28.9	28.0	29.1	29.4
	4H	28.3	29.4	28.7	29.7	30.0	28.3	29.4	28.6	29.7	30.0
	6H	28.7	29.8	29.1	30.1	30.4	28.7	29.8	29.1	30.1	30.4
	8H	28.9	29.9	29.2	30.2	30.5	28.8	29.8	29.2	30.2	30.5
4H	12H	28.9	29.9	29.3	30.2	30.6	28.9	29.9	29.3	30.2	30.5
	2H	26.5	27.6	26.8	27.9	28.2	26.5	27.6	26.8	27.9	28.2
	3H	28.5	29.4	28.8	29.7	30.1	28.4	29.4	28.8	29.7	30.1
	4H	29.2	30.1	29.6	30.4	30.8	29.2	30.1	29.6	30.4	30.8
	6H	29.8	30.5	30.2	30.9	31.3	29.8	30.5	30.2	30.9	31.3
8H	8H	30.0	30.6	30.4	31.0	31.4	29.9	30.6	30.4	31.0	31.4
	12H	30.1	30.7	30.5	31.1	31.5	30.0	30.6	30.5	31.1	31.5
	4H	29.5	30.2	30.0	30.6	31.0	29.5	30.2	29.9	30.6	31.0
	6H	30.2	30.7	30.6	31.2	31.6	30.2	30.7	30.6	31.1	31.6
	8H	30.4	30.9	30.9	31.3	31.8	30.4	30.9	30.9	31.3	31.8
12H	12H	30.6	31.0	31.1	31.4	31.9	30.5	30.9	31.0	31.4	31.9
	4H	29.5	30.1	30.0	30.6	31.0	29.5	30.1	30.0	30.5	31.0
	6H	30.2	30.7	30.7	31.2	31.6	30.2	30.7	30.7	31.1	31.6
8H	30.5	30.9	31.0	31.3	31.8	30.4	30.9	30.9	31.3	31.8	
Variation of the observer position for the luminaire distances S											
S = 1.0H		+0.1 / -0.1				+0.1 / -0.1					
S = 1.5H		+0.2 / -0.4				+0.2 / -0.4					
S = 2.0H		+0.4 / -0.7				+0.4 / -0.7					
Standard table		BK06				BK06					
Correction summand		14.2				14.2					
Corrected glare indices referring to 782 lm total luminous flux											



Detail images



OWAstripe LED

Luminaire body Lay-in LED light fixture

Application areas Offices°, schools, public buildings where energy efficiency is important

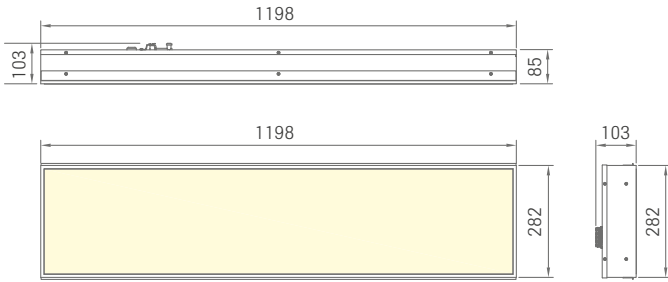
Combinable system OWAstripe ceiling construction, semi-concealed

° Light fixture slightly exceeds UGR value.

Technical data

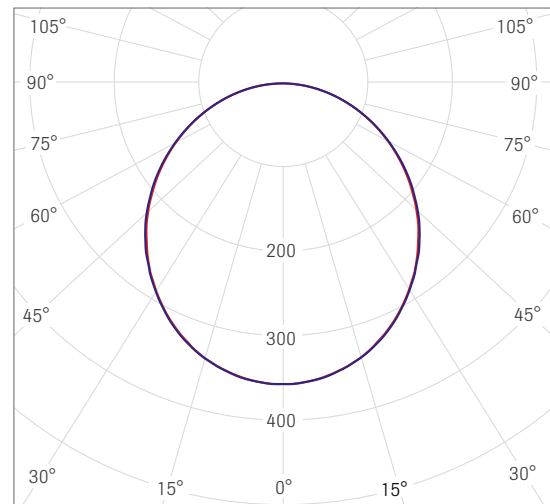
Description	OWAstripe LED
OWA no.	OWAstripe
Part no.	00076689
Input voltage	220 - 240 V, 50 - 60 Hz
Power consumption	54 W
Dimensions approx. (L x W x H)	1198 x 282 x 85 mm
Grid dimensions (L x W)	1200 x 300 mm
Luminous flux	4247 lm
Colour temperature	4000 K
Weight	8.0 kg/fixture
Ambient temperature	-20 °C to +25 °C
Colour rendering index (Ra)	> 80
Protection rating	IP 20
Protection class	Class I
Integrated power supply unit	Total height incl. control gear 103 mm
Service life	50000 hours / L70
Warranty	2 years
Dimming	DALI dimmable

Diagram




Light calculation and light curve


Glare rating according to UGR											
v ceiling		70	70	50	50	30	70	70	50	50	30
v walls		50	30	50	30	30	50	30	50	30	30
v floor		20	20	20	20	20	20	20	20	20	20
Room size		Viewing direction at right angles to lamp axis					Viewing direction parallel to lamp axis				
X	Y										
2H	2H	17.2	18.6	17.5	18.8	19.0	17.3	18.6	17.6	18.8	19.1
	3H	19.1	20.3	19.4	20.6	20.8	19.1	20.3	19.5	20.6	20.9
	4H	19.8	21.0	20.2	21.3	21.6	19.9	21.0	20.2	21.3	21.6
	6H	20.4	21.5	20.8	21.8	22.1	20.5	21.5	20.8	21.8	22.2
	8H	20.7	21.7	21.0	22.0	22.3	20.7	21.7	21.1	22.0	22.4
4H	12H	20.8	21.8	21.2	22.1	22.5	20.8	21.8	21.2	22.1	22.5
	2H	17.8	19.0	18.2	19.2	19.5	17.9	19.0	18.2	19.3	19.6
	3H	19.9	20.9	20.3	21.2	21.6	20.0	20.9	20.3	21.3	21.6
	4H	20.8	21.7	21.2	22.1	22.4	20.9	21.7	21.3	22.1	22.4
	6H	21.6	22.4	22.0	22.7	23.1	21.6	22.4	22.0	22.8	23.1
8H	8H	21.9	22.6	22.3	23.0	23.4	21.9	22.6	22.3	23.0	23.4
	12H	22.1	22.7	22.6	23.2	23.6	22.1	22.7	22.6	23.2	23.6
	4H	21.2	21.9	21.6	22.3	22.7	21.2	21.9	21.6	22.3	22.7
	6H	22.1	22.7	22.6	23.1	23.6	22.1	22.7	22.6	23.1	23.6
	8H	22.5	23.0	23.0	23.5	23.9	22.5	23.0	23.0	23.5	23.9
12H	12H	22.8	23.3	23.3	23.7	24.2	22.8	23.3	23.3	23.7	24.2
	4H	21.2	21.9	21.7	22.3	22.7	21.3	21.9	21.7	22.3	22.7
	6H	22.2	22.7	22.7	23.2	23.6	22.2	22.7	22.7	23.2	23.7
8H	22.6	23.1	23.1	23.6	24.1	22.7	23.1	23.1	23.6	24.1	
Variation of the observer position for the luminaire distances S											
S = 1.0H		+0.1 / -0.1					+0.1 / -0.1				
S = 1.5H		+0.2 / -0.3					+0.2 / -0.3				
S = 2.0H		+0.3 / -0.6					+0.3 / -0.6				
Standard table		BK07					BK07				
Correction summand		0.6					0.7				
Corrected glare indices referring to 4247 lm total luminous flux											



cd/klm
 — C0 - C180 — C90 - C270 n = 100 %

Detail images



Cloud | Square LED

Luminaire body	LED linear profile as surface-mounted fixture for Cloud and Square systems, aluminium profile with light delivered through opal acrylic glass strips
Application areas	Offices, schools, public buildings where energy efficiency is important, ambient lighting only
Combinable systems	Cloud and Square baffle-based ceiling canopies

Technical data

Description	Cloud Square LED	
	Cloud Square LED lighting package, neutral white	Cloud Square LED lighting package, RGB
OWA no.		
Part no.	00074074	00074075
Input voltage	12 V/DC	12 V/DC
Power consumption	60 W	60 W
Dimensions approx. (L x W x H)	1160 x 26 x 24 mm	1160 x 26 x 24 mm
Grid dimensions (L x W)	-	-
Luminous flux	-	-
Colour temperature	4000 K	RGB
Weight	Approx. 620 g/fixture	Approx. 620 g/fixture
Ambient temperature	-20 °C to +40 °C	-20 °C to +40 °C
Colour rendering index (Ra)	> 80	> 80
Protection rating	IP 20	IP 20
Protection class	Class III	Class III
Service life	40000 hours / L70	40000 hours / L70
Warranty	2 years	2 years
Dimming	-	-

This is ambient lighting.

Scope of delivery and accessories

Delivered in a packet.



Packet contains:

- 2 x LED linear profiles
- 4 x fastening clips

Transformer for LED lighting package, part no. 00076479 (for 4000 K and RGB), must be ordered separately.

For accessories, see OWAconsult collection price list no. 1001 and leaflet no. 1020 Cloud and Square.

Detail images



OWAlumino



Luminaire body	LED linear profile as integrated light fixture in OWAacoustic mineral tiles, aluminium profile with light delivered through opal acrylic glass strips
Application areas	Offices, schools, public buildings where energy efficiency is important, not suitable for work with display screen equipment
Combinable systems	All OWAconsult collection ceiling systems and tile edges

Technical data

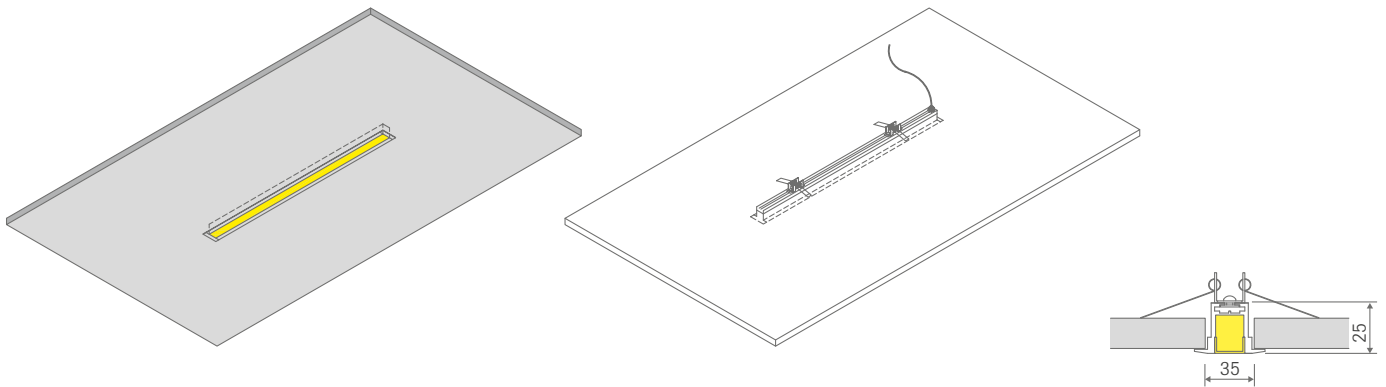
Description	OWAlumino
OWA no.	OWAlumino LED linear profile
Part no.	00070675
Input voltage	24 V/DC
Power consumption	16 W
Dimensions approx. (L x W x H)	480 x 35.2 x 25 mm (40 mm incl. retaining clips)
Grid dimensions (L x W)	All sizes
Luminous flux	455 lm
Colour temperature	4000 K
Weight	Approx. 320 g/fixture
Ambient temperature	-20 °C to +40 °C
Colour rendering index (Ra)	> 80
Protection rating	IP 20
Protection class	Class III
Integrated power supply unit	Total height incl. cable: 32 mm
Service life	40000 hours / L70
Warranty	2 years
Dimming	DALI dimmable and dimmable 1 - 10 V

Accessories

- extension cable, length: 2.0 m
- 150 W transformer
- multi-plug, 6-pole

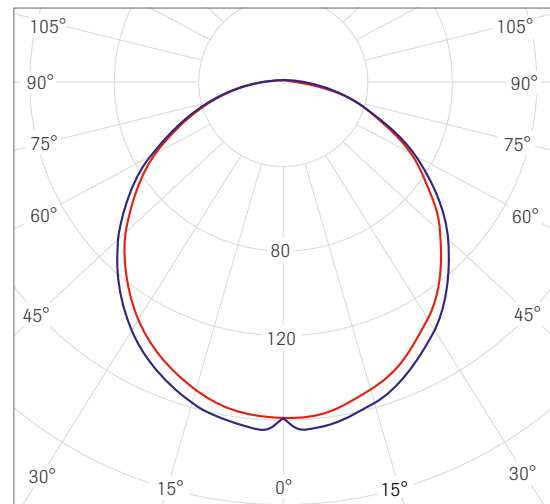
Accessories should be ordered separately based on the installation requirements.

Diagram




Light calculation and light curve

Glare rating according to UGR											
v ceiling		70	70	50	50	30	70	70	50	50	30
v walls		50	30	50	30	30	50	30	50	30	30
v floor		20	20	20	20	20	20	20	20	20	20
Room size		Viewing direction at right angles to lamp axis					Viewing direction parallel to lamp axis				
X	Y										
2H	2H	22.9	24.2	23.2	24.5	24.7	22.9	24.2	23.2	24.5	24.7
	3H	24.7	25.9	25.0	26.2	26.5	24.7	25.9	25.0	26.1	26.4
	4H	25.4	26.6	25.8	26.8	27.1	25.3	26.5	25.7	26.7	27.0
	6H	26.0	27.0	26.3	27.3	27.6	25.8	26.9	26.1	27.2	27.5
	8H	26.1	27.2	26.5	27.5	27.8	25.9	27.0	26.3	27.3	27.6
4H	12H	26.3	27.2	26.6	27.6	27.9	26.0	27.0	26.4	27.3	27.7
	2H	23.5	24.6	23.8	24.9	25.2	23.5	24.6	23.8	24.9	25.2
	3H	25.5	26.5	25.9	26.8	27.1	25.4	26.4	25.8	26.8	27.1
	4H	26.4	27.2	26.8	27.6	27.9	26.3	27.1	26.7	27.5	27.8
	6H	27.0	27.8	27.5	28.2	28.6	26.9	27.6	27.3	28.0	28.4
8H	8H	27.3	28.0	27.7	28.4	28.8	27.1	27.8	27.5	28.2	28.6
	12H	27.5	28.1	27.9	28.5	28.9	27.2	27.8	27.7	28.3	28.7
	4H	26.7	27.4	27.1	27.8	28.2	26.6	27.3	27.0	27.7	28.1
	6H	27.5	28.1	28.0	28.5	29.0	27.3	27.9	27.8	28.3	28.8
	8H	27.8	28.3	28.3	28.8	29.3	27.6	28.1	28.1	28.6	29.0
12H	12H	28.1	28.5	28.6	29.0	29.5	27.8	28.3	28.3	28.7	29.2
	4H	26.7	27.3	27.1	27.7	28.2	26.6	27.2	27.1	27.6	28.1
	6H	27.6	28.1	28.1	28.5	29.0	27.4	27.9	27.9	28.4	28.8
	8H	28.0	28.4	28.4	28.9	29.4	27.7	28.2	28.2	28.6	29.1
Variation of the observer position for the luminaire distances S											
S = 1.0H		+0.1 / -0.1					+0.1 / -0.1				
S = 1.5H		+0.2 / -0.3					+0.2 / -0.3				
S = 2.0H		+0.4 / -0.6					+0.4 / -0.6				
Standard table		BK06					BK06				
Correction summand		13.4					13.3				
Corrected glare indices referring to 455 lm total luminous flux											



cd 455 lm
 — C0 - C180 — C90 - C270

Detail images



Technical principles

In general, it is the electrical contractor's job to install light fittings during or after ceiling installation. In any case, the two sets of suppliers need to be coordinated. When installing our light fixtures, experience has shown that it is preferable that the ceiling installer be responsible for their installation. The light fittings should then be connected by the electrical contractor.

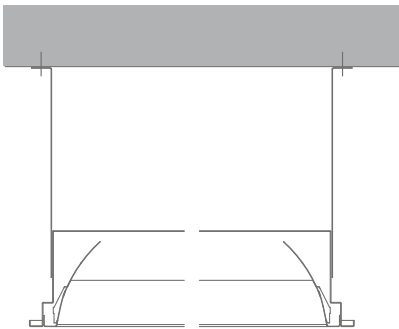
Important principles:

No electricity cables may be attached to the suspensions on the false ceiling. It is also necessary to avoid laying cables of any kind on the false ceiling. Individual cables used to connect the light fixtures or spotlights can be attached to suspensions in consultation with the drywall contractor. The relevant VDE regulations and, if applicable, fire protection specifications must be observed. The customer is responsible for commissioning the installation of integrated light fixtures.

Load transfer

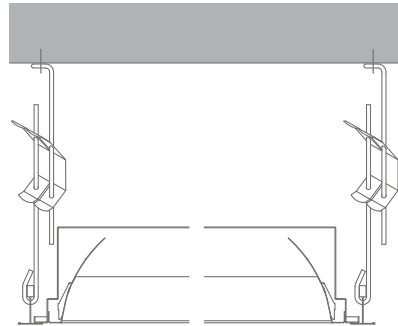
Any additional load transferred to a suspended ceiling must be suspended additionally. There are various ways to do this:

a) suspend the integrated part directly

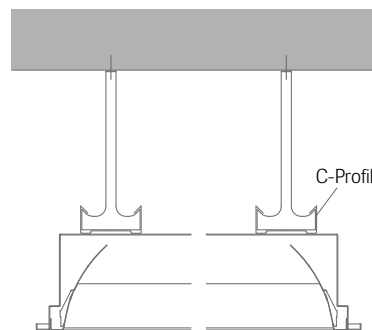


b) construct the false ceiling with additional suspensions: a minimum of two brackets per integrated light fixture. The load capacity must be taken into account. And the risk of overloading the profiles must also be considered.

Alternatively, the false ceiling can absorb additional loads if the distance between the supporting profiles is reduced. This possibility should be tested in advance in accordance with the expected loads.



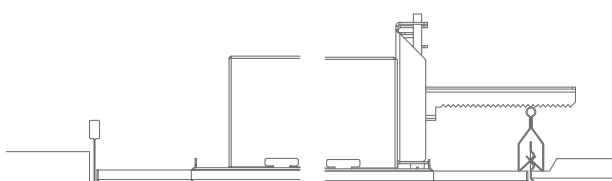
c) a further possibility is to install an auxiliary construction in the form of suspended C-profiles or wooden constructions. Fire protection requirements must be observed where applicable.



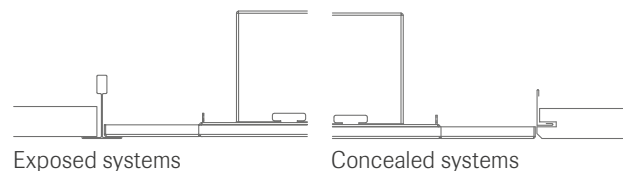
Installation examples

Installation variants for standard systems:

For exposed systems, the light fixtures are placed on the profiles from above. For concealed systems, the light fixtures are inserted into the opening in the ceiling from below, then locked in place with the mounting kit. The tiles on the front edges of the light fixtures must be fitted with L-profiles no. 24.

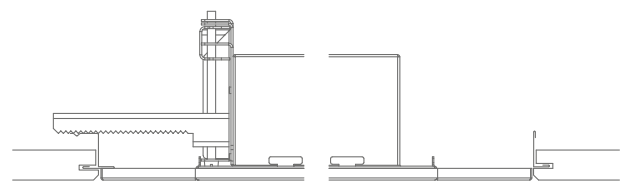


Metal systems



Exposed systems

Concealed systems



For concealed support structures, the tiles on the front edges of the light fixtures must be fitted with L-profiles no. 24.

Fire protection

When additional components are integrated, the respective fire protection test certificate must also be taken into account. Structures added on site to transfer the loads resulting from integrated lighting must be made of non-combustible building materials. It is essential to consult with OWAconsult if additional structures are to be used on site. See also installation instructions no. 9801 e.

In order to ensure proper fire protection for the OWA ceiling around the integrated lighting, the following measures must be taken:

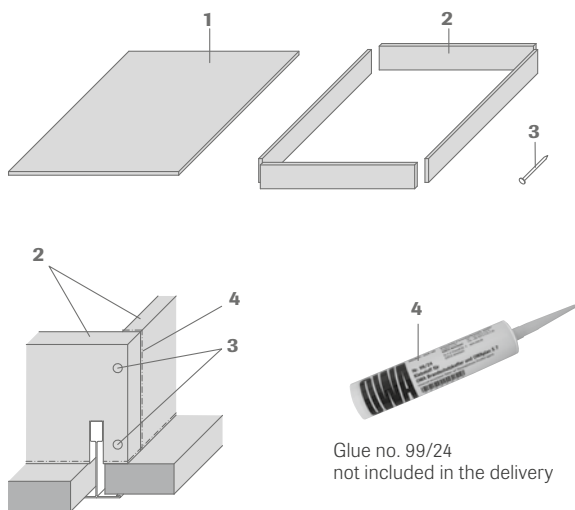
- additionally suspending the light fixtures
- encasement of the luminaire housing with an OWAacoustic fire box made of MINOWA® tiles

For our luminaire sizes given here, pre-fabricated standard fire boxes can be delivered.

OWAacoustic fire box up to REI 180 in combination with OWAacoustic tiles ≥ 14 mm nominal:

OWAacoustic fire boxes consist of:

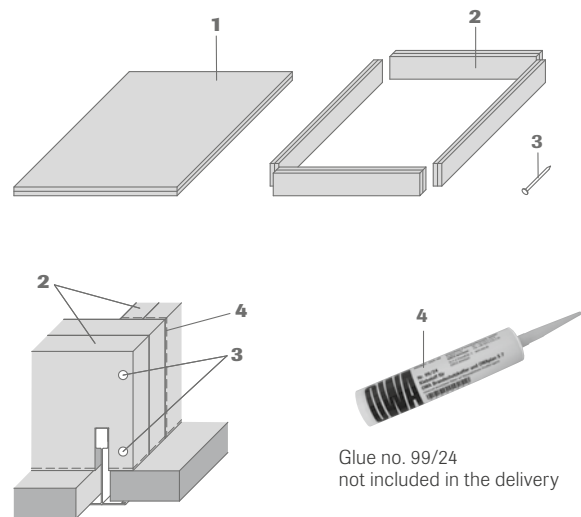
- 1 Cover
- 2 Side strips (4 pcs)
- 3 Nails, 4.2 x 50 mm (8 pcs) no. 5366
- 4 Adhesive no. 99/24



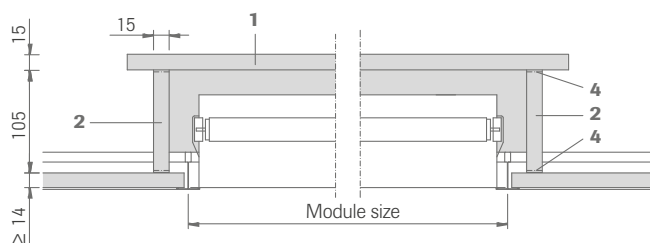
OWAacoustic fire box, up to F 90 or EI 30 in combination with OWAacoustic tiles ≥ 40 mm nominal:

OWAacoustic fire boxes consist of:

- 1 Cover
- 2 Side strips (4 pcs)
- 3 Wire pen countersunk 3,1 x 80 mm (8 pcs) no. 5365
- 4 Adhesive no. 99/24

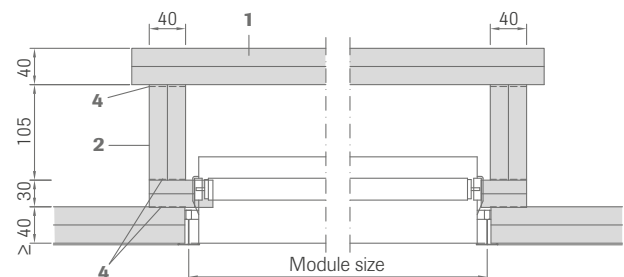


Section:











Length	Width	Units
600	600	4
625	625	4
1200	300	4
1250	312,5	4









Section:









Length	Width	Units
600	600	1
625	625	1











For further information, please see leaflets no. 9500 eu/e and 9905 fire box.

		Ceiling grid (L x W) in mm						
		600 x 600	625 x 625	1200 x 300	1200 x 600	1200 x 1200	1250 x 312.5	1250 x 625
Exposed systems		Integrated lighting						
S 3 Exposed, removable		Lifetime plus LED		✓				
		Standard LED		✓				
		Lifetime LED	✓	✓	✓			✓
		Luminosonic		✓				
S 3 cliq Exposed, removable		Lifetime plus LED		✓				
		Standard LED		✓				
		Lifetime LED	✓	✓	✓			✓
		Luminosonic		✓				
S 3e Exposed, removable, with increased corrosion protection		Lifetime plus LED (IP 54)		✓				
S 3a Exposed, removable		Lifetime plus LED		✓				
		Standard LED		✓				
		Lifetime LED	✓	✓	✓			✓
		Luminosonic		✓				
S 3a cliq Exposed, removable		Lifetime plus LED		✓				
		Standard LED		✓				
		Lifetime LED	✓	✓	✓			✓
		Luminosonic		✓				
S 15 cliq Exposed, removable		Lifetime plus LED		✓				
		Standard LED		✓				
		Lifetime LED	✓	✓	✓			✓
S 15a cliq Exposed, removable		Lifetime plus LED		✓				
		Standard LED		✓				
		Lifetime LED	✓	✓	✓			✓
		Flexo LED 1	✓					
S 15b OWAline Exposed, removable		Lifetime plus LED		✓				
		Standard LED		✓*				
		Lifetime LED	✓	✓				
		OWAlight 1	✓					
		OWAlight 2	✓					
		OWAlight 3	✓					
		OWAlight 3a				✓	✓	
		Trapeze LED				✓		
		Trapeze LED A				✓		
		Flexo LED 1	✓					
Flexo LED 1 A	✓							

			Ceiling grid (L x W) in mm						
			600 x 600	625 x 625	1200 x 300	1200 x 600	1200 x 1200	1250 x 312.5	1250 x 625
Concealed systems			Integrated lighting						
S 1 Concealed		Lifetime plus LED		✓					
		Lifetime LED	✓	✓	✓			✓	
S 9a Concealed, removable		Lifetime LED	✓	✓	✓			✓	
S 9b Concealed, removable		Lifetime LED	✓	✓					
S 2a Semi-concealed, removable		Lifetime LED						✓	
S 2b Semi-concealed, removable		Lifetime LED						✓	
S 2p Semi-concealed, removable		Lifetime LED			✓			✓	
S 19 Teccor Concealed with concealed joint, removable		Lifetime plus LED		✓					
		Lifetime LED	✓	✓					
		Luminosonic		✓					
OWAstripe ceiling construction, semi-concealed		OWAstrobe LED			✓				

Bandraaster systems			Integrated lighting						
S 18p Parallel bandraaster, removable		Lifetime LED			✓			✓	
S 18k Cross bandraaster, removable		Lifetime LED			✓			✓	
S 18d Bandura, removable		Lifetime LED			✓			✓	

Clear spanning systems			Integrated lighting						
S 6a Concealed, clear spanning		Lifetime LED			✓			✓	
S 6b Exposed, clear spanning		Lifetime LED			✓			✓	
S 6c Exposed, clear spanning		Lifetime LED			✓			✓	

		Ceiling grid (L x W) in mm						
		600 x 600	625 x 625	1200 x 300	1200 x 600	1200 x 1200	1250 x 312.5	1250 x 625
OWAtecta metal ceilings		Integrated lighting						
S 22 Clip-in/swing-down system		Lifetime plus LED		✓				
		Lifetime LED	✓	✓				
S 32 Clip-in/swing-down system		Lifetime plus LED		✓				
S 32 L Clip-in/bearing metal panels		On request						
S 33 Lay-in system for 24 mm T-profile		Lifetime plus LED		✓				
		Standard LED	✓					
		Lifetime LED	✓	✓				
		Luminosonic		✓				
S 33e Lay-in system with increased corrosion protection for 24 mm T-profile		Lifetime plus LED (IP 54)		✓				
S 36 Corridor constructions		On request						
S 39 Hook-on system with Z-profile		On request						
S 45 Lay-in system for 15 mm T-profile		Lifetime plus LED		✓				
		Standard LED	✓					
		Lifetime LED	✓	✓				
S 45 b Trapeze – lay-in system for OWAline profile		OWAlight 3a				✓		
		Trapeze LED A				✓		
S 48 Bandraaster system (C-frames)		Lifetime LED			✓			✓

System-independent

	Integrated lighting	
Corpus Selecta FreeStyle	Corpus Q1	Not relevant
	Corpus Q2	Not relevant
Cloud Square construction packet for baffle-based ceiling canopies	Cloud Square LED	Not relevant
All ceiling systems and tile edges	OWAlumino	Not relevant

Product warranties

The information provided in this leaflet is based on the standards and data available at the time of publication. Any performance, warranties or guarantees provided, expressed or implied, are subject to the exclusive use of OWA components and the installation of those components in accordance with our recommendations. Failure to adhere to these conditions will result in the invalidation of any performance claims, warranties or guarantees and rejection of any liability. OWA reserves the right to make any technical improvements to the products, systems or services without prior notice. **All goods and services are supplied in accordance with our current Terms and Conditions of Sale.** Errors excepted!



The information in this brochure is up-to-date at the time of publication. Errors and mistakes excepted. Please contact our competence team OWAconsult for specific advice. Our experts will be happy to answer your questions under the following contact details: tel: +49 93 73 . 2 01-4 44 or e-mail: info@owaconsult.de

Odenwald Faserplattenwerk GmbH

Dr.-F.-A.-Freundt-Straße 3 | 63916 Amorbach | Germany
tel +49 93 73 . 2 01-0 | info@owa.de
www.owa-ceilings.com