

REI 30 gang-nail truss

OWAlifetime collection

OWA

Cold roof, mineral wool insulating layer with moisture barrier

Cross-section of the roof structure

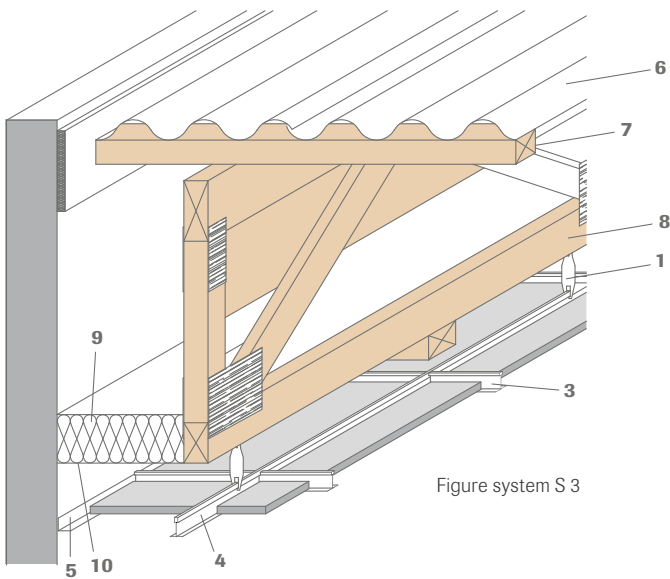
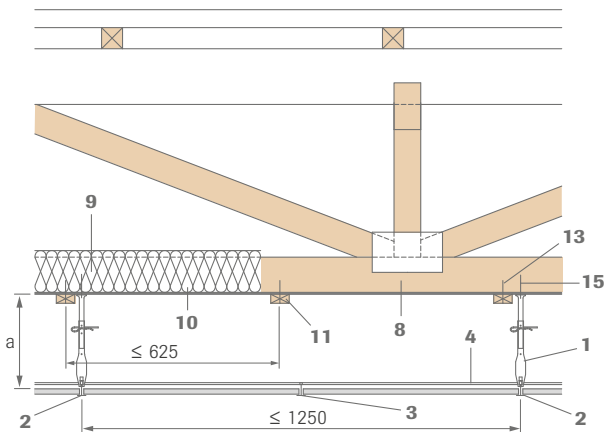


Figure system S 3

- 1 Nonius hanger no. 17/45
 - 2 Hanger profile no. 45 or cliq-24-MR, interval ≤ 1250 mm
 - 3 Cross tee no. 46 or cliq-24-CT short
 - 4 Cross tee no. 47 or cliq-24-CT long
 - 5 Wall angle no. 50G or no. 50/15G for edge 6
 - 6 Fibre cement corrugated sheets | bricks | metal sheet/cladding, tongue and groove boards, thickness ≥ 19.5 mm or chipboard panel thickness ≥ 19.0 mm
 - 7 Purlin
 - 8 Gang-nail truss
 - 9 Mineral wool insulating layer ≥ 140 mm thick between the trusses: Superglass KF2 035 | FLEXIROCK, Rockwool | Insulation wedge, Rockwool | Integra ZKF1-035 or -040, Isover | Metac UF, Isover
 - 10 Polyethylene film, alternatively, when using OWAacoustic premium tiles, an aluminium-coated mineral wool insulating layer Integra ZRF Rollisol, Isover can be used
 - 11 Batten 24 x 48 mm
 - 12 Batten ≥ 38 x 58 mm
 - 13 Half-roundhead screw 5.0 x 50 mm
 - 14 Chipboard screw 5.0 x 50 mm or half-roundhead screw 5.0 x 50 mm, affixed in the middle along the side of the batten
 - 15 * Threaded nail 4.0 x 60 mm or chipboard screw 4.5 x 60 mm
 - 16 * Threaded nail 3.1 x 90 mm or chipboard screw 6.0 x 100 mm
- * As per classification certificate for special nails 3/C (DIN 1052: 2008-08, para 12.8.1 Table 14)

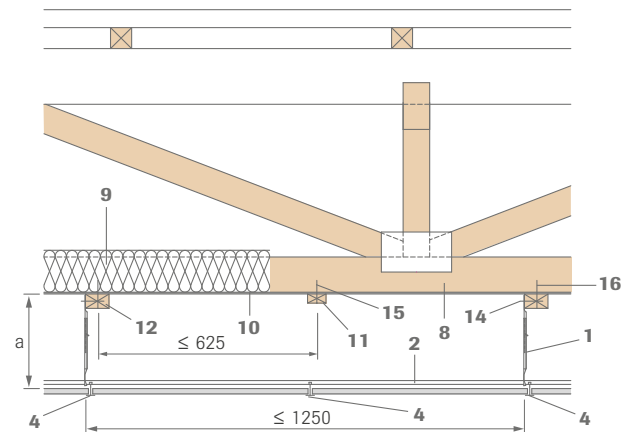
1. Carrier profiles transverse to the trusses at distance of 1250 mm

Affixing hangers and arranging battens: affix hangers to the underneath of the trusses, hanger gap ≤ 1250 mm, battens ≥ 24 x 48 mm to support the mineral wool insulation, batten gap ≤ 625 mm



2. Carrier profiles parallel to the trusses at distance of 1250 mm

Affixing hangers and arranging battens: affix hangers to the sides of the battens ≥ 38 x 58 mm, hanger and batten gap ≤ 1250 mm, plus in the middle of the battens ≥ 24 x 48 mm to support the mineral wool insulation

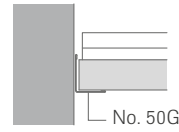
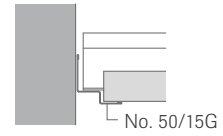


Technical data | Mineral tiles

| | |
|-------------------------|--|
| System | S 3, S 3 cliq, S 3a Contura and S 3a cliq Contura exposed, removable |
| Dimensions | 600 x 600 mm 625 x 625 mm additional module sizes on request |
| Designs | Only product surfaces according to publication no. 9500 |
| Tile thickness | 15 mm nom. |
| Edges | <div style="display: flex; gap: 10px;"> <div style="border: 1px solid red; padding: 2px 5px;">3</div> <div style="border: 1px solid red; padding: 2px 5px;">6</div> </div> |
| Suspension depth | From rear side of OWAacoustic tile to lower edge gang-nail truss ≥ 250 mm |
| Reaction to fire | A2-s1,d0 in accordance with EN 13501-1 |
| Metal system | All metal parts galvanized or coated in white; for additional details and colours, see the OWAlifetime collection price list |

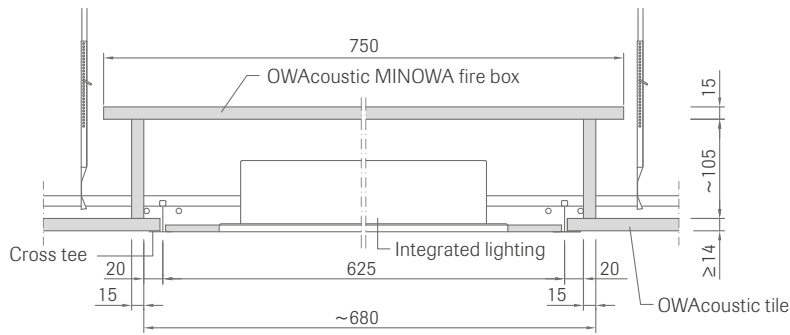
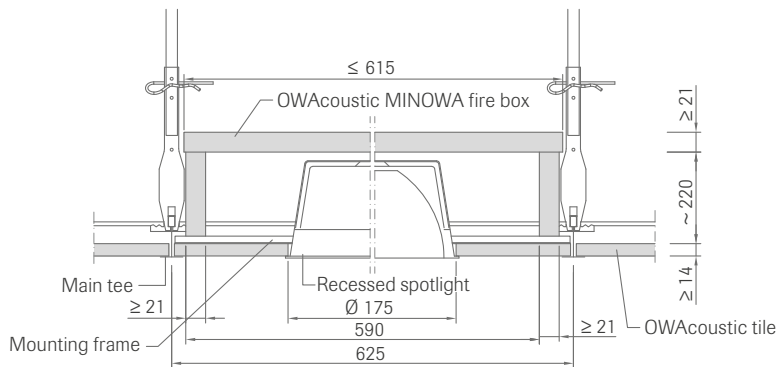
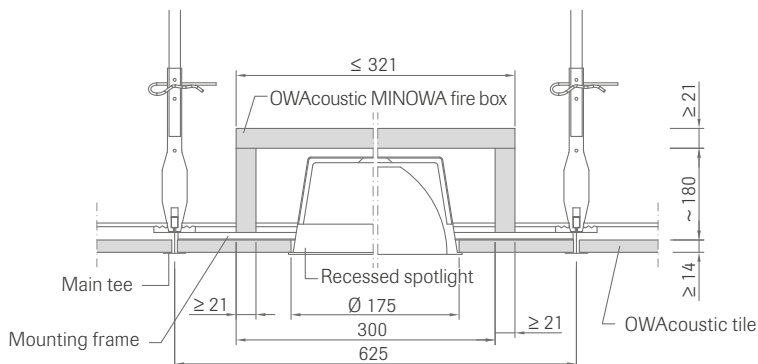
Wall trim:

For additional wall trims and information about installation, see OWA installation instructions 9801 e.

System S 3 / S 3 cliq**System S 3a / S 3a cliq****Integrated lighting:**

Integrated lighting must essentially be suspended, either directly or in addition to the support structure in the corner areas of the light fixtures. Each light must be encased in a special OWA fire protection box (for assembly see brochure no. 9905 e). Different light fittings require different thickness fire boxes, either 15 mm or 21 mm as shown in the drawings below. These can be made from full-size MINOWA® fire protection boards, approx. 2400 x 1200 mm, thickness of 15 mm or 21 mm, reaction to fire A2-s1,d0. Alternatively, a flat pack fire box can be assembled on-site using an OWA fire protection box kit.

Fire box in accordance with test certificate (dimensions in mm):

Fire box part no. 00009873**Fire box part no. 00062859****Fire box part no. 00061237**

REI 30 gang-nail truss

Material needed per m² (recommended value):

see also system brochure S 3, S 3 cliq, S 3a and S 3a cliq

| No. | Description | 625 x 625 |
|------------------------|----------------|----------------------------------|
| 17/45 | Nonius hanger | 0.7 pcs. |
| 45 or cliq-24-MR | Hanger profile | 0.8 m |
| 46 or cliq-24-CT short | Cross tee | 0.8 m |
| 47 or cliq-24-CT long | Cross tee | 1.6 m |
| 50G or 50/15G, edge 6 | Wall angle | Dependent on room size and shape |
| 42/24 (only edge 6) | Contura block | Dependent on room size and shape |

System description:

OWAconstruct REI 30 gang-nail truss

Quality requirements for mineral tiles:

OWAacoustic mineral tiles firmly bound with a primer coat on both sides. The tile is free from asbestos. No formaldehyde is added in the manufacturing process of the mineral tiles. The mineral wool used for the manufacture of the tile is bio-soluble. The criteria for non-classification as a carcinogenic substance in accordance with the Chemicals Prohibition Ordinance (Section 1 Appendix, Paragraph 23 biopersistent fibres) are met and guaranteed by the 'RAL seal of approval for mineral wool'. Verification of fitness for use according to EU CPR: CE marking and Declaration of Performance (DoP).

Mineral tiles accordance with EN 13964 and DIN 18177.

| | |
|------------------------|--------|
| Air permeability class | PM 1 |
| Formaldehyde class | FH 1 |
| Emission of VOC | TVOC 1 |

Construction description corresponding to OWA system brochure S 3 e, S 3 cliq e, S 3a e, S 3a cliq e and OWA installation instructions no. 9801 e. All components are CE marked.

Construction parts:

OWAconstruct nonius hanger no. 17/45
OWAconstruct hanger profile no. 45 or cliq-24-MR
OWAconstruct cross tee no. 46, no. 47 or cliq-24-CT long and short
OWAconstruct wall angle no. 50G
OWAconstruct wall angle no. 50/15G
OWAconstruct Contura block no. 42/24

Product warranties

The information provided in this leaflet is based on the standards and data available at the time of publication. Any performance, warranties or guarantees provided, expressed or implied, are subject to the exclusive use of OWA components and the installation of those components in accordance with our recommendations. Failure to adhere to these conditions will result in the invalidation of any performance claims, warranties or guarantees and rejection of any liability. OWA reserves the right to make any technical improvements to the products, systems or services without prior notice. **All goods and services are supplied in accordance with our current Terms and Conditions of Sale.** Errors excepted!



The information in this brochure is up-to-date at the time of publication. Errors and mistakes excepted. Please contact our competence team OWAconsult for specific advice. Our experts will be happy to answer your questions under the following contact details: tel: +49 9373 201-444 or e-mail: info@owaconsult.de

Odenwald Faserplattenwerk GmbH

Dr.-F.-A.-Freundt-Straße 3 | 63916 Amorbach | Germany
tel +49 9373 201-0 | info@owa.de
www.owa-ceilings.com