



Fire protection for timber joist structure
in accordance with EN 13501-2

OWAlifetime collection

OWA

OWAconstruct premium systems:

system S 3, S 3 cliq, exposed, demountable

Certificate:

KIT_07_01_2008_S3

OWA test certificate no. Efectis-2007-RO574_071107

- 1 Floorboard, 21 mm or chipboard panel (tongue and groove), 19 mm
- 2 Timber joist
- 3 Wood screw 5 x 50 mm
- 4 Nonius hanger no. 17/45, distance ≤ 1220 mm
- 5 Hanger profile, distance ≤ 1200 mm
- 6 Cross tee short
- 7 Cross tee long
- 8 Wall angle no. 50G
- 9 OWAacoustic premium tile, thickness 15 mm
(only product surfaces according to publication no. 9500 eu)
- 10 Fermacell, thickness: 12.5 mm/alternative screed structure

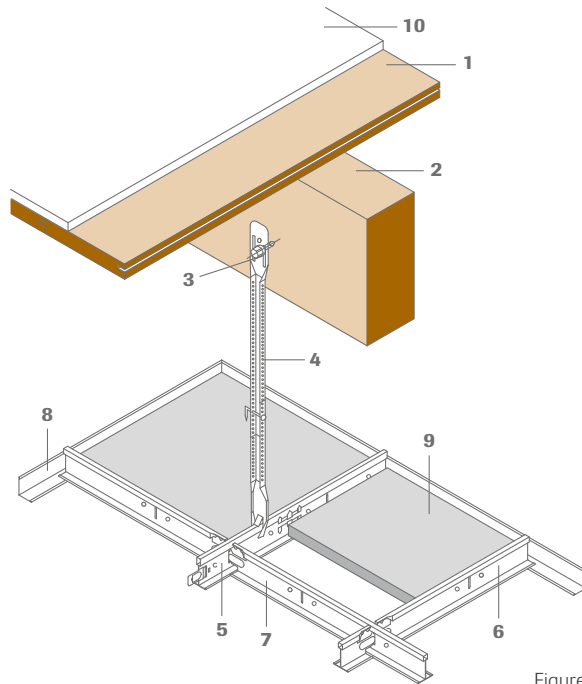
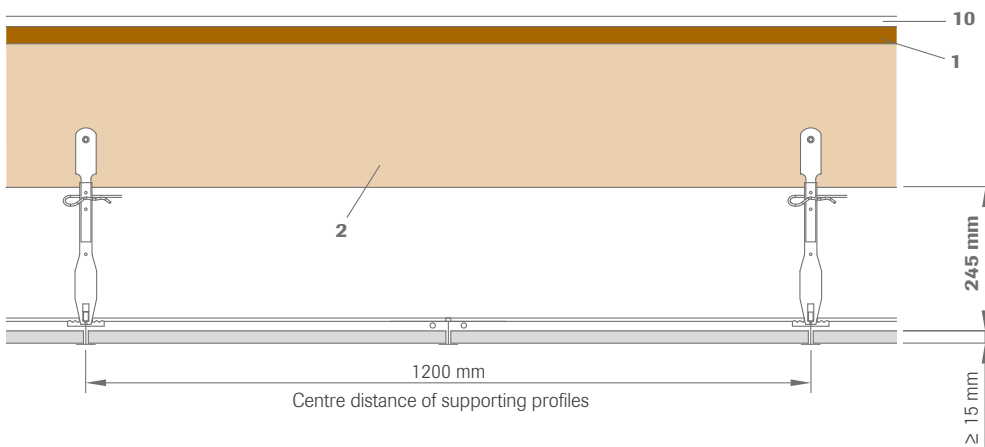
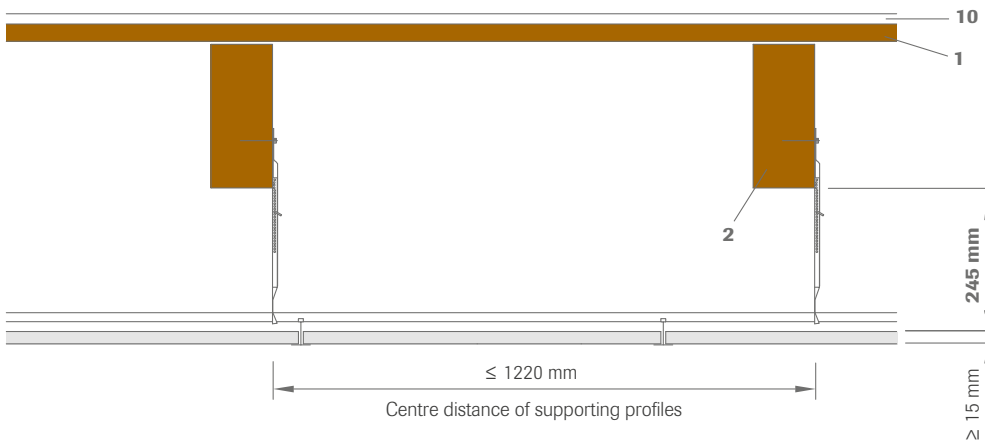
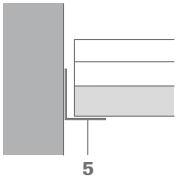


Figure: system S 3

Section:**Cross-section:**

Wall trim:

Metal impact dowels or metal dowels can be used as fastening materials depending on the subsurface present. Fastening distance ≤ 250 mm

See installation instructions no. 9801 e and OWA system leaflet, publication no. 9500 eu/e for additional information about installation.

Important information:

- 1. Hanger:** according to the test certificate, the hangers may also be fastened on the lower side of the timber joist with wood screws 6 x 70 mm and washers \varnothing 18 mm. Only nonius hangers no. 17/45 may be used (see details).
- 2. Fire protection with integrated lighting:** OWAcooustic ceilings with integrated lighting provide the same level of resistance to fire as continuous OWAcooustic ceilings if the integrated lighting is surrounded by a fire box made from MINOWA[®] fire resistant board. The fire box can be assembled using our factory-cut MINOWA[®] pieces, adhesive and nails (available as a fire box set). Integrated lighting fixtures must always be suspended additionally, either directly or by mounting the supporting structure additionally in to the corner areas of the luminaires. The material thickness of the fire box must correspond to the thickness of the tiles inserted.

For more details, see OWA installation instructions no. 9801 e and publication fire box no. 9905 e.

The corresponding test reports are present. The test reports are valid only if OWAcooustic premium tiles and original OWAconstruct construction parts are used.

Product warranties

The information provided in this leaflet is based on the standards and data available at the time of publication. Any performance, warranties or guarantees provided, expressed or implied, are subject to the exclusive use of OWA components and the installation of those components in accordance with our recommendations. Failure to adhere to these conditions will result in the invalidation of any performance claims, warranties or guarantees and rejection of any liability. OWA reserves the right to make any technical improvements to the products, systems or services without prior notice. **All goods and services are supplied in accordance with our current Terms and Conditions of Sale.** Errors excepted!



The information in this brochure is up-to-date at the time of publication. Errors and mistakes excepted. Please contact our competence team OWAconsult for specific advice. Our experts will be happy to answer your questions under the following contact details: tel: +49 9373 201-444 or e-mail: info@owaconsult.de

OWA

Odenwald Faserplattenwerk GmbH

Dr.-F.-A.-Freundt-Straße 3 | 63916 Amorbach | Germany
tel +49 9373 201-0 | info@owa.de
www.owa-ceilings.com