



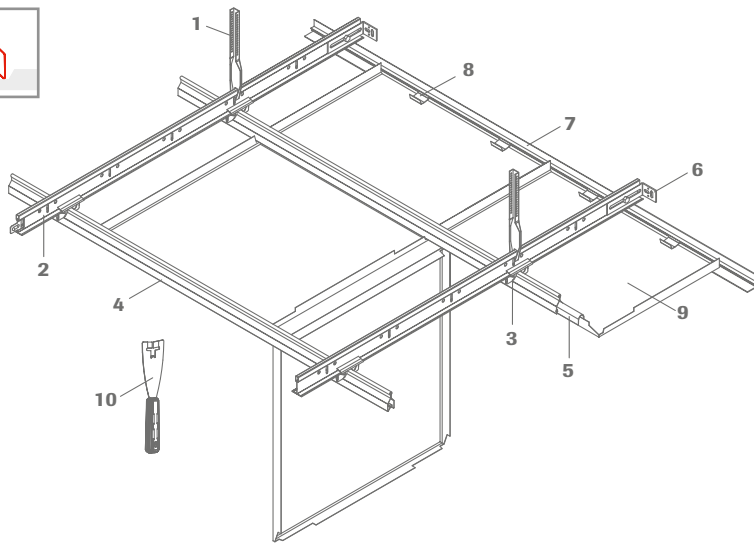
# Clip-in / Swing-down system

For positive/negative pressure and clean rooms

OWAtecta – metal ceilings

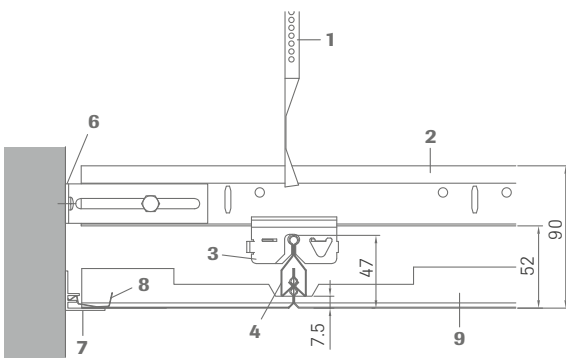
**OWA**

## System S 22 | Concealed, swing-down

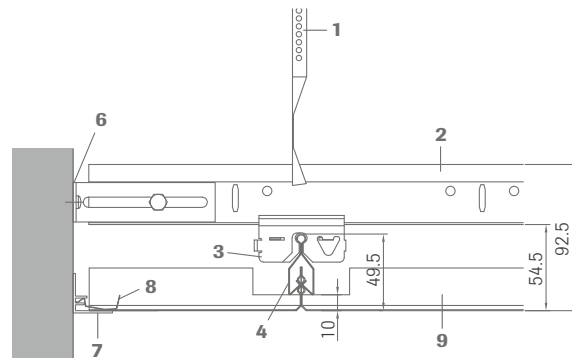


- 1 Nonius lower section no. 17/45
- 2 Main tee no. 45 or cliq-24-MR
- 3 Cross connector no. 93C
- 4 Clip-in profile no. 87B
- 5 Clip-in profile splice no. 88E
- 6 Wall anchor no. 75E
- 7 F wall angle no. 50F
- 8 Wall spring no. 5220
- 9 Metal tile
- 10 Clip-tool no. 99005

### Sections:



Version for edge 01



Version for edge 02


### Technical data

<b>Dimensions</b>	600 x 600 mm, 625 x 625 mm
<b>Material</b>	Galvanized steel, perforated design with glued-in black acoustic fleece
<b>Colour</b>	White (similar RAL 9003)
<b>Reaction to fire</b>	A2-s1,d0 in accordance with EN 13501-1
<b>Edge details</b>	01, installation height 7.5 mm or 02, installation height 10 mm (chamfered)
<b>Thickness</b>	Approx. 0.5 - 0.6 mm (depending on version)
<b>Metal suspensions</b>	All metal components listed are galvanized steel or white coated galv. steel respectively.
<b>Suspension depth</b>	Approx. 270 - 280 mm

## Perforations:



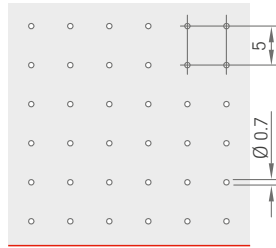
$\alpha_w = 0.05$  | NRC = 0.05



**L0 un-perforated**



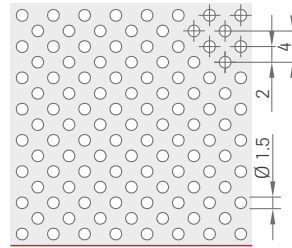
$\alpha_w = 0.55$  | NRC = 0.55



**Rg0702**  
 $\varnothing$  0.7 mm  
 2 % open area



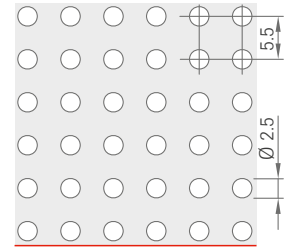
$\alpha_w = 0.70$  | NRC = 0.70



**Rd1522**  
 $\varnothing$  1.5 mm  
 22 % open area



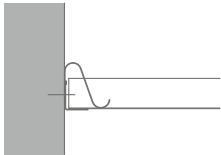
$\alpha_w = 0.80$  | NRC = 0.75



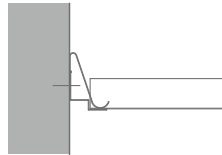
**Rg2516**  
 $\varnothing$  2.5 mm  
 16 % open area

For other perforations, see publication no. 9391 e.

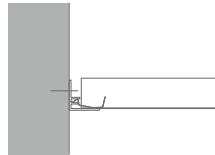
## Wall perimeter:



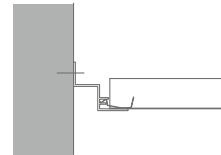
Wall angle  
**No. 50G**  
 steel, visible face white  
 + wall spring no. 99009



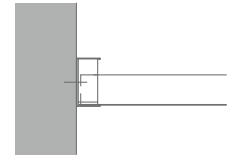
Shadow wall angle  
**No. 50/15G**  
 steel, visible face white  
 + wall spring no. 99010



F wall angle  
**No. 50F**  
 aluminium, visible face white  
 + wall spring no. 5220



F shadow wall angle  
**No. 5620F**  
 aluminium, visible face white  
 + wall spring no. 5220



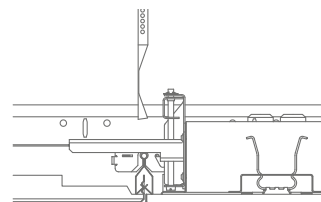
C wall angle  
**No. 57**  
 steel, visible face white  
 + wall spring no. 5210

Plates that rest on a wall profile or other angle can not be folded down. There are at least 3 plates for this required per laying row. For more perimeter options please consult OWAteca Installation Guide no. 9303 e.

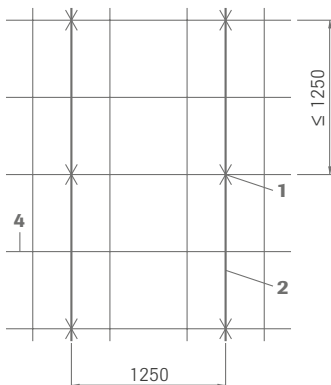
## Light fixtures:

OWA can supply compatible light fixtures for this system.

For details of performance and installation please see OWA-brochure no. 9630 e and OWAteca Installation Guide no. 9303 e.



## Installation example:



Module 625 x 625 mm

The hangers must be placed at the intersection of the support profile and the clip-in profile and must not be installed further than 100 mm away from them.

For more information please consult OWAteca Installation Guide no. 9303 e.

## Material requirements per m<sup>2</sup> (approximations):

module sizes in mm

No.	Description	600 x 600	625 x 625
17/45	Nonius lower section	0.7 pce	0.7 pce
45	Main tee	0.8 m	0.8 m
87B	Clip-in profile	1.67 m	1.6 m
88E	Clip-in profile splice	0.41 pce	0.4 pce
93C	Cross connector	1.33 pcs	1.28 pcs
50F	F wall angle	Depending on room size and shape	
5220	Wall spring	Depending on room size and shape	

## Weight per m<sup>2</sup>:

	600 x 600	625 x 625
Suspension system approx.	1.15 kg/m <sup>2</sup>	1.11 kg/m <sup>2</sup>
Unperforated tile approx. 0.6 mm	5.65 kg/m <sup>2</sup>	5.6 kg/m <sup>2</sup>

### Blue Angel

These products meet the Ecolabel requirements for „Low-emission thermal insulation and ceiling products designed for use in buildings, RAL UZ 132“ (October 2010 edition).



### VOC emissions OWAtecta metal ceiling tiles

Appropriate for use in indoor spaces in accordance with the AgBB and the „approval principles regarding health assessments of construction products in indoor spaces“.

In clinical and hygienic-sensitive areas:  
**surface** un-perforated (L0)



Tested and certified for use in positive/  
negative pressure and clean rooms  
**surface** un-perforated (L0)



Please refer to OWA-brochure no. 9398 e and OWAtecta Installation Guide no. 9303 e for recommendations regarding classification and versions.

## System description:

### concealed, swing-down OWAconstruct system S 22 (clamp system)

### Quality statement:

OWAtecta clip-in tiles are manufactured from galvanized street steel, available as un-perforated or perforated with glued-in acoustic fleece version, visible face white (similar RAL 9003). Regarding material characteristics, size and colour accuracy we follow our quality guidelines, which are on par with TAIMguidelines (Association of Industrial Metal Ceiling Manufactureres) as well as EN 13964.

Special features can be found in the OWAtecta Installation Guide no. 9303 e.

## Product warranties

The information provided in this leaflet is based on the standards and data available at the time of publication. Any performance, warranties or guarantees provided, expressed or implied, are subject to the exclusive use of OWA components and the installation of those components in accordance with our recommendations. Failure to adhere to these conditions will result in the invalidation of any performance claims, warranties or guarantees and rejection of any liability. OWA reserves the right to make any technical improvements to the products, systems or services without prior notice. **All goods and services are supplied in accordance with our current Terms and Conditions of Sale.** Errors excepted!

The information in this brochure is up-to-date at the time of publication. Errors and mistakes excepted. Please contact our competence team OWAconsult for specific advice. Our experts will be happy to answer your questions under the following contact details: tel: +49 9373 201-444 or e-mail: info@owaconsult.de



### Odenwald Faserplattenwerk GmbH

Dr.-F.-A.-Freundt-Straße 3 | 63916 Amorbach | Germany  
tel +49 9373 201-0 | info@owa.de  
www.owa-ceilings.com