





A smart and discreet look


S 15b OWAline | Exposed, demountable




Pix 1 $\alpha_w = 0.85$ | NRC = 0.85



Pix 2 $\alpha_w = 0.85$ | NRC = 0.85



Pix 3 $\alpha_w = 0.85$ | NRC = 0.85



Oriental $\alpha_w = 0.85$ | NRC = 0.85



Trapeze 1



Trapeze 2



Trapeze 4

$\alpha_w = 0.70$ | NRC = 0.85

Technical data | mineral tiles

Designs

Pix 1, Pix 2, Pix 3

Oriental

Trapeze 1, Trapeze 2 and Trapeze 4

Dimensions

600 x 600 mm
610 x 610 mm (2' x 2')
1200 x 600 mm*
1220 x 610 mm* (4' x 2')

600 x 600 mm
610 x 610 mm (2' x 2')

Trapeze 1: 1200 x 400/200 mm
1220 x 410/200 mm
(4' x 1.3'/0.6')

Trapeze 2 and 4: 1200 x 600 mm
1220 x 610 mm (4' x 2')

* Only available for Pix 1

Edge detail

15b

Thickness

15 mm and 20 mm nom. (OWAcoustic premium)

Reaction to fire

A2-s1,d0 in accordance with EN 13501-1

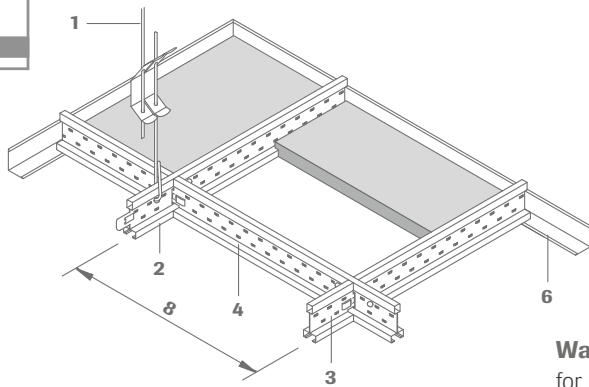
Metal suspensions

All grid sections are white painted galvanized steel

Installation depth

75 – 100 mm (dependent on ceiling type of soffit). For ease of tile removal 120 mm is desirable.

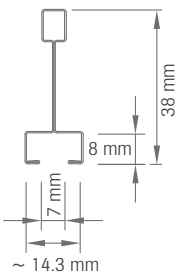
S 15b OWAline | Exposed, demountable



- 1 Hanger no. 12/.../...
- 2 Main tee no. 3500, press cuts at 600 mm or 610 mm (2')
- 3 Cross tee no. 3512, 600 mm or 610 mm (2')
- 4 Cross tee no. 3514, 1200 mm or 1220 mm (4')
- 5 Cross tee no. 3524, 1200 mm or 1220 mm (4'), no center press cut
- 6 Wall angle no. 50G
- 7 Wall angle no. 1456 (for drywall stile)
- 8 Module distance

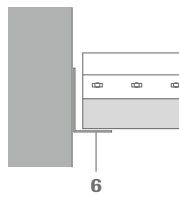
Please note: for installation of Trapeze 1 a no. 37 L profile has to be inserted in the diagonal edge of each tile.

Section dimension: for main tee and cross tee

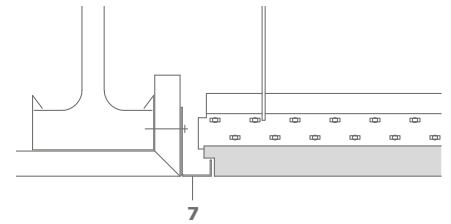


Wall perimeter:

for installation of tiles
fitted on site

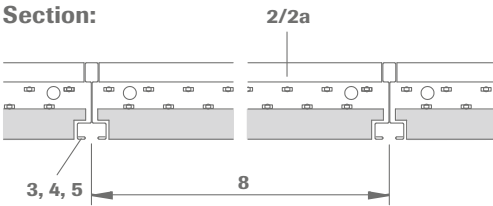


for installation of full size edge tiles*



* If additional suspension is not possible, we recommend the following cross tee no. 3512/3514 with 625/1250 mm. These can be shortened, notched and placed on the wall profile no. 1456.

Section:

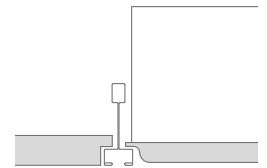


Light fixtures:

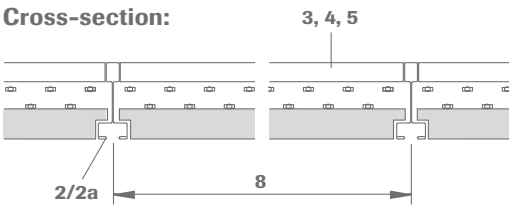
A range of compatible light fixtures are available from OWA.

Types:

- Flexo LED 1 A, dimensions 600 x 600 mm
- Trapeze LED A satin finish, dimensions 1200 x 400/200 mm
- Trapeze LED A microprism, dimensions 1200 x 400/200 mm
- Trapeze LED A UL, dimensions 1220 x 410/200 mm (4' x 1.3'/0.6'")

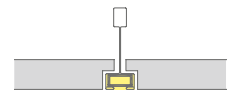


Cross-section:



And:

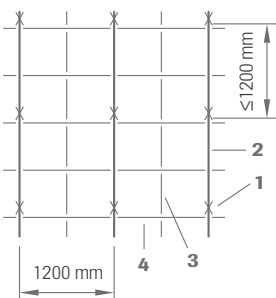
- OWAlight 1, length 600 or 610 mm (2'), LED-light bar 600 or 610 mm (2')
- OWAlight 2, length 1200 or 1220 mm (4'), LED-light bar 600 or 610 mm (2')
- OWAlight 3, length 1200 or 1220 mm (4'), LED-light bar 1200 or 1220 mm (4')
- OWAlight 3a, length 1200 or 1220 mm (4'), LED-light bar 1200 or 1220 mm (4'), no center press cut



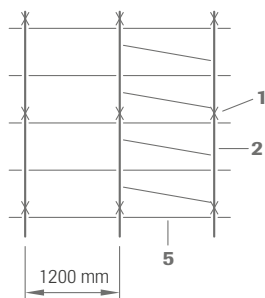
Please see [OWAconsult price list 1001 e.](#)

The implementation OWAlight for module 610 mm (2') or 1220 mm (4') is UL certified.

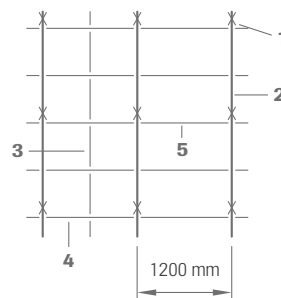
Installation examples:



Module 600 x 600 mm
and 610 x 610 mm (2' x 2')



Module 1200 x 600 mm
and 1220 x 610 mm (4' x 2')
(example Trapeze)



Module 1200 x 600 mm
and 1220 x 610 mm (4' x 2')
600 x 600 mm
and 610 x 610 mm (2' x 2')

Material requirements per m² (approximations):
dimensions in mm

No.	Description	600 x 600	610 x 610 (2' x 2')	1200 x 600	1220 x 610 (4' x 2')
12/.../...	Hanger	0.7 pce.	0.7 pce.	0.7 pce.	0.7 pce.
3500	Main tee, 3600 or 3660 mm (12'), press cuts at 600 or 610 mm (2')	0.83 m	0.83 m	0.83 m	0.83 m
3512	Cross tee, 600 or 610 mm (2')	0.83 m	0.83 m	-	-
3514	Cross tee, 1200 or 1220 mm (4'), slot in center	1.66 m	1.66 m	-	-
3524	Cross tee, 1200 or 1220 mm (4'), no slot in center	-	-	1.66 m	1.66 m
50G	Wall angle	Dependent on room size and shape			
1456	Wall angle	Dependent on room size and shape			
37	L profile	Dependent on the number of light fixtures			

Please note: material quantities are not valid for system combinations.

Weight per m²:

	600 x 600	610 x 610 (2' x 2')	1200 x 600	1220 x 610 (4' x 2')
Suspension system (approx.)	1.33 kg/m ²	1.33 kg/m ²	1 kg/m ²	1 kg/m ²
Tiles 15 mm	3,1 kg/m ²	3,1 kg/m ²	3,1 kg/m ²	3,1 kg/m ²
Tiles 20 mm	-	-	5.2 kg/m ²	5.2 kg/m ²

For features such as addition of wool overlays, built in light fixtures, humid rooms, open rooms and more, please consult [OWA-Installation Guide 9801 e](#).

System description:

OWAconstruct S 15b OWAline

Quality requirements for mineral tiles:

OWAacoustic mineral tiles firmly bound with a primer coat on both sides. The tile is free from asbestos. No formaldehyde is added in the manufacturing process of the mineral tiles. The mineral wool used for the manufacture of the tile is bio-soluble. The criteria for non-classification as a carcinogenic substance in accordance with the Chemicals Prohibition Ordinance (Section 1 Appendix, Paragraph 23 biopersistent fibres) are met and guaranteed by the ‚RAL seal of approval for mineral wool‘. Verification of fitness for use according to EU CPR: CE marking and Declaration of Performance (DoP).

Mineral tiles accordance with EN 13964 and DIN 18177.

Air permeability class PM 1
Formaldehyde class FH 1
Emission of VOC TVOC 1

Installation should be carried out in accordance with the information contained in brochure no. 1022 e and [OWA-Installation Guide 9801 e](#). All components are CE labelled.

Component list:

OWAconstruct suspension hanger no. 12/.../...
OWAconstruct main tee no. 3500
OWAconstruct cross tee no. 3512
OWAconstruct cross tee no. 3514
OWAconstruct cross tee no. 3524
OWAconstruct wall angle no. 50G
OWAconstruct wall angle no. 1456
OWAconstruct L profile no. 37



These products meet the ecolabel requirements for „Low-emission thermal insulation and suspended ceilings designed for use in buildings, RAL UZ 132“ (October, 2010 edition).



Certified Management Systems

Product warranties

The information provided in this leaflet is based on the standards and data available at the time of publication. Any performance, warranties or guarantees provided, expressed or implied, are subject to the exclusive use of OWA components and the installation of those components in accordance with our recommendations. Failure to adhere to these conditions will result in the invalidation of any performance claims, warranties or guarantees and rejection of any liability. OWA reserves the right to make any technical improvements to the products, systems or services without prior notice. **All goods and services are supplied in accordance with our current Terms and Conditions of Sale.** Errors excepted!

The information in this brochure is up-to-date at the time of publication. Errors and mistakes excepted. Please contact our competence team OWAconsult for specific advice. Our experts will be happy to answer your questions under the following contact details: tel: +49 9373 201-444 or e-mail: info@owaconsult.de



Odenwald Faserplattenwerk GmbH

Dr.-F.-A.-Freundt-Straße 3 | 63916 Amorbach | Germany
tel +49 9373 201-0 | info@owa.de
www.owa-ceilings.com