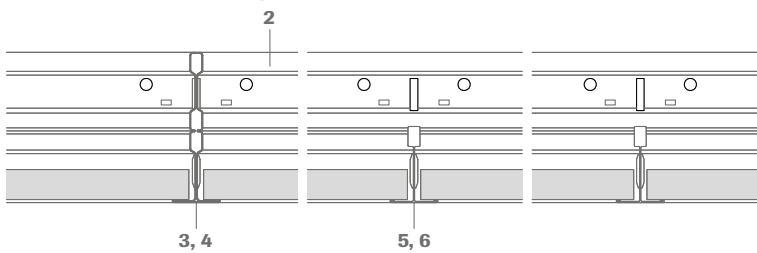
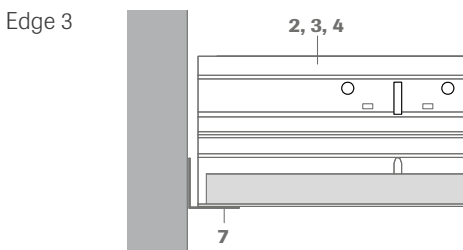


- 1 Hanger no. 12/.../2 or Nonius hanger no. 17/45
- 2 Wide span supporting profile no. 8550G, lengths: 4200 mm, 4375 mm
- 3 Wide span connecting profile no. 8556G, lengths: 1800 mm, 1875 mm
- 4 Wide span connecting profile no. 8558G, lengths: 2400 mm, 2500 mm
- 5 Cross tee no. 47G/38, lengths: 1200 mm, 1250 mm
- 6 Cross tee no. 46G/38, lengths: 600 mm, 625 mm
- 7 Wall angle no. 51/25
- 8 Shadow wall angle no. 50/22

Cross-section with edge 3:



Wall perimeter:



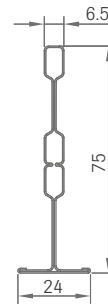
OWAconstruct® wide span profile ceiling systems

It is not always possible to suspend OWA ceiling systems directly from the existing unfinished ceiling or roof structure. Special structural parts are required in such cases to span larger distances. In addition to the OWAconstruct® wide span profile system, type 6500 (see brochure 9607 e), our exposed wide span system, type 8550, can be used. This features a special dimensioning (profile height 75 mm) that enables it to bridge larger spans as a visible system (24 mm profile width).

Profile dimensions:

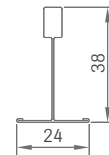
Wide span supporting profile no. 8550G

Wide span connecting profile no. 8556G and no. 8558G



Cross tee

No. 46G/38 and 47G/38



Technical data | Mineral tile

Dimensions

600 x 600 mm, 625 x 625 mm, 1200 x 600 mm, 1250 x 625 mm
width: 300 mm, 312.5 mm | length: 1200 mm, 1250 mm, 2500* mm
* Only partly removable

Edges



Thickness

15 mm nom. and 20 mm nom. (OWAcoustic® premium)
OWAcoustic smart available on request

Reaction to fire

A2-s1,d0 in accordance with EN 13501-1

Metal suspension

All metal components listed are galvanized steel or white coated galvanized steel respectively.
For further details and colours please consult OWAlifetime collection price list.

Suspension depth

150 mm (dependent on type of soffit)

Wide span profile system type 8550

Load on OWAconstruct® wide span profile system type 8550 EN 13964:L/500 = deflection criterion class 1

Wide span system Type	Centre distance/ main profile No. 8550G	Centre distance/ secondary profile No. 8556G/8558G	Maximum centre distance of the hangers in mm kg/m ² panel weight (surface load)					
			2.5	4.2	6.0	8.0	10.0	15.0
A	1250/1200	1250/1200	3500	2800	2600	2400	2200	2000
B	1875/1800	625/600	3200	2500	2400	2350	2300	1900
C	2500/2400	1250/1200	2800	2500	2200	2200	-	-

Existing hanger load: centre distance main profile (m) x centre distance hanger (m) x (panel weight + 2 kg/m²) = hanger load

Example: type C 2.5 m x 1.25 m x (6+2) kg/m² = 25 kg hanger load

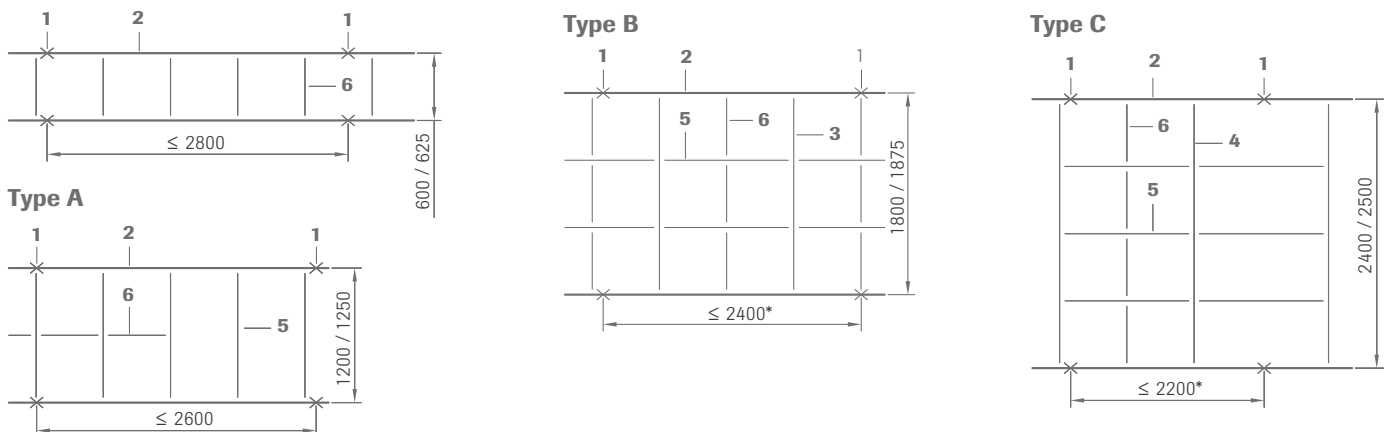
The permissible load-bearing capacity of the hangers must be taken into account, hanger no. 17/45 + 16/... perm. load 0.55 kN.

If other hangers are used, then the permissible load must be checked. The load relates solely to the panel weight (surface load). Other loads such as individual loads (suspended luminaires, etc.) and linear loads (louvre luminaires, etc.) must be suspended separately, or additional hangers must be used. A hanger needs to be placed in addition to the fire punch-outs and the connectors for the primary profiles. Further details can be found in the manufacturer's specifications (system sheets, installation instructions, etc.).

Max. deflection $a = 2800 \text{ mm} / 500 = 5.6 \text{ mm}$ / $a = 1900 \text{ mm} / 500 = 3.8 \text{ mm}$ in accordance with EN 13964 class 1 (depending on the span), limited to 4 mm.

Installation examples:

Spans for OWA-system type 8550 with OWAacoustic® premium panels, thickness 15 and 20 mm



For additional overlay with mineral wool mats, the above mentioned spans must be reduced accordingly.

Fittings on or in the ceiling, such as light fittings, sprinklers or air conditioning should always be suspended separately.

* Install with vernier hangers only!

Product warranties

The information provided in this leaflet is based on the standards and data available at the time of publication. Any performance, warranties or guarantees provided, expressed or implied, are subject to the exclusive use of OWA components and the installation of those components in accordance with our recommendations. Failure to adhere to these conditions will result in the invalidation of any performance claims, warranties or guarantees and rejection of any liability. OWA reserves the right to make any technical improvements to the products, systems or services without prior notice. **All goods and services are supplied in accordance with our current Terms and Conditions of Sale.** Errors excepted!



Odenwald Faserplattenwerk GmbH

Dr.-F.-A.-Freundt-Straße 3 | 63916 Amorbach | Germany

tel +49 93 73.2 01-0 | info@owa.de

www.owa-ceilings.com