

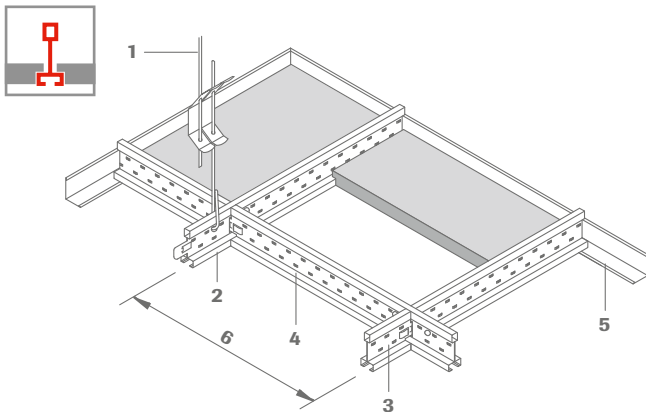


Exposed, demountable

OWAlifetime collection

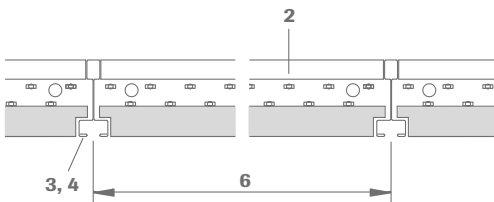
OWA

System S 15b OWAline | Exposed, demountable

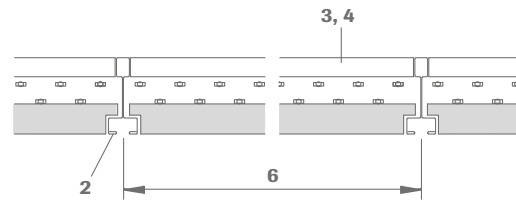


- 1 Hanger no. 12/.../...
- 2 Main tee no. 3500, slots at 600 mm, 610 mm or 625 mm
- 3 Cross tee no. 3512, 600 mm, 610 mm or 625 mm
- 4 Cross tee no. 3514, 1200 mm, 1220 mm or 1250 mm
- 5 Wall angle no. 50G
- 6 Module distance

Section:

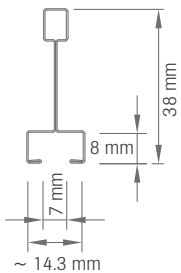


Cross-section:



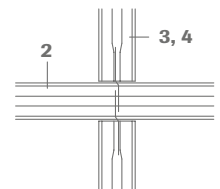
Section dimension:

No. 3500, 3512 and 3514



Installation:

The connecting profiles are provided with click tabs at both ends. Two connecting profiles each are to be clicked into a slot. It must be ensured that the offset tabs are aligned and not laterally reversed. The ends of the support profiles are provided with couplings.



Technical data | Mineral tiles

Dimensions/Designs

For possible dimensions and designs, please refer to the OWAlifetime collection price list 9001 e.

Edge details

15b

Thickness

15 mm and 20 mm nom. (OWAcoustic premium)

Reaction to fire

A2-s1,d0 in accordance with EN 13501-1

Resistance to fire

Please see OWA brochure 9501 eu/e

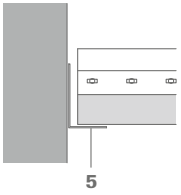
Metal suspensions

All metal components listed are galvanized steel or white coated galvanized steel respectively with black or white shadow gap.

Suspension depth

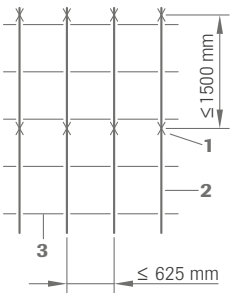
75 – 100 mm (depending on the existing structural ceiling) for ease of panel removal 120 mm is recommended

Wall perimeter:

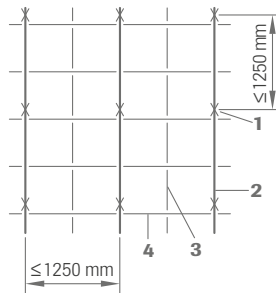


Installation details can be found in OWA-Installation Guide 9801 e.


Installation examples:



Module 625 x 625 mm, 610 x 610 mm
or 600 x 600 mm

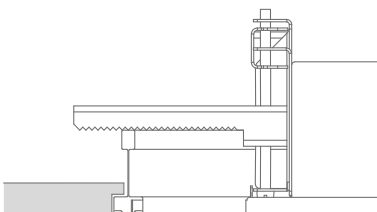


Module 625 x 625 mm, 610 x 610 mm
or 600 x 600 mm



Light fixtures:

Compatible light fixtures please see OWA-brochure 9630 e and OWA-Installation Guide 9801 e (only for grid 625 x 625 mm and 600 x 600 mm).



Material requirements per m² (approximations) dimensions in mm

No.	Description	600 x 600	610 x 610	625 x 625	625 x 625*
12/.../...	Hanger	0.7 pce	0.7 pce	0.7 pce	1.1 pcs
3500	Main tee, 3000 mm or 3125 mm	0.83 m	0.82 m	0.8 m	1.6 m
3512	Cross tee, 600 mm bzw. 625 mm	0.83 m	0.82 m	0.8 m	1.6 m
3514	Cross tee, 1200 mm bzw. 1250 mm	1.66 m	1.64 m	1.6 m	-
50G	Wall angle	Depending on room size and shape			

* Installed with main tee centres (≤ 625 mm)

Weight per m²:

	600 x 600	610 x 610	625 x 625	625 x 625*
Suspension system approx.	1.22 kg/m ²	1.2 kg/m ²	1.18 kg/m ²	1.18 kg/m ²
Tiles 15 mm approx.	4.5 kg/m ²	4.5 kg/m ²	4.5 kg/m ²	4.5 kg/m ²
Tiles 20 mm approx.	6.0 kg/m ²	6.0 kg/m ²	6.0 kg/m ²	6.0 kg/m ²

For special situations, for example addition of wool overlays, light fixtures, cold roofs, high humidity and open areas etc., see OWA-Installation Guide 9801 e.

System description:

OWAconstruct system S 15b – OWAline

Quality requirements for mineral tiles:

OWAacoustic mineral tiles firmly bound with a primer coat on both sides. The tile is free from asbestos. No formaldehyde is added in the manufacturing process of the mineral tiles. The mineral wool used for the manufacture of the tile is bio-soluble. The criteria for non-classification as a carcinogenic substance in accordance with the Chemicals Prohibition Ordinance (Section 1 Appendix, Paragraph 23 biopersistent fibres) are met and guaranteed by the ‚RAL seal of approval for mineral wool‘. Verification of fitness for use according to EU CPR: CE marking and Declaration of Performance (DoP).

Mineral tiles accordance with DIN EN 13964 and DIN 18177.

Air permeability class: PM 1
Formaldehyde class: FH 1
Emission of VOC: TVOC 1

Installation should be carried out in accordance with the information contained in system leaflet S 15b OWAline and OWA-Installation Guide 9801 e. All components are CE labelled.

Component list:

OWAconstruct hanger no. 12/.../...
OWAconstruct main tee no. 3500
OWAconstruct cross tee no. 3512
OWAconstruct cross tee no. 3514
OWAconstruct wall angle no. 50G



The products meet the requirements as specified of the German environmental classification "low-emission heat insulation materials und suspended ceilings to be used in buildings, RAL UZ 132" (Edition October 2010).

Product warranties

The information provided in this leaflet is based on the standards and data available at the time of publication. Any performance, warranties or guarantees provided, expressed or implied, are subject to the exclusive use of OWA components and the installation of those components in accordance with our recommendations. Failure to adhere to these conditions will result in the invalidation of any performance claims, warranties or guarantees and rejection of any liability. OWA reserves the right to make any technical improvements to the products, systems or services without prior notice. **All goods and services are supplied in accordance with our current Terms and Conditions of Sale.** Errors excepted!



The information in this brochure is up-to-date at the time of publication. Errors and mistakes excepted. Please contact our competence team OWAconsult for specific advice. Our experts will be happy to answer your questions under the following contact details: tel: +49 9373 201-444 or e-mail: info@owaconsult.de

Odenwald Faserplattenwerk GmbH

Dr.-F.-A.-Freundt-Straße 3 | 63916 Amorbach | Germany
tel +49 9373 201-0 | info@owa.de
www.owa-ceilings.com