

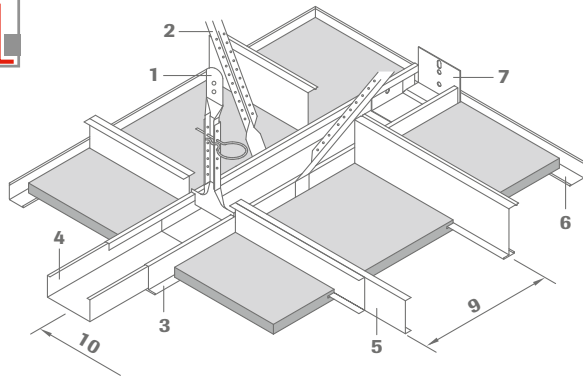


Parallel and cross panel
grid, demountable

OWAlifetime collection

OWA

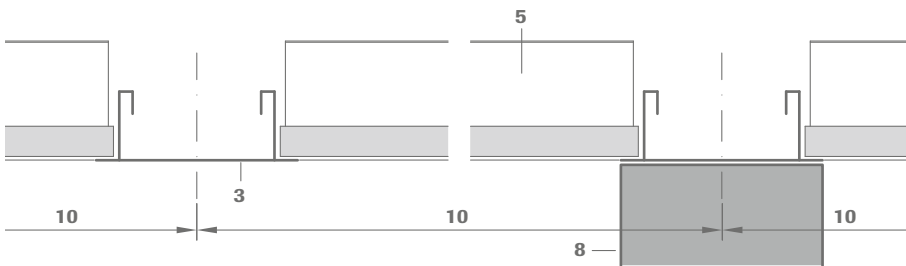
System S 18p | Parallel grid, demountable



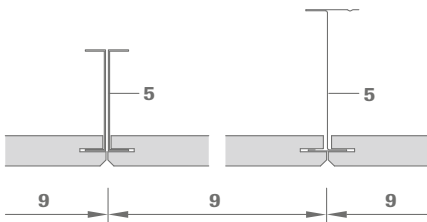
- 1 Nonius hanger no. 79/..., Nonius hanger extension no. 16/... and safety pin no. 76
- 2 Angle brace no. 17/80
- 3 Bandraster profile no. 80/...G
- 4 Connector no. 82/...G
- 5 C or Z section tile support inserts according to span distance
- 6 Wall angle no. 51/25, no. 50G or shadow wall angle no. 50/15 or no. 50/22
- 7 Wall anchor no. 75/...G
- 8 Connection with partition walls*
- 9 Tile support section centres
- 10 Bandraster spacing centres

* For details please refer to [installation guide 9801 e](#)

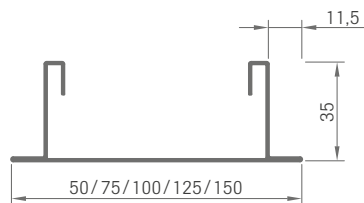
Section:



Cross-section:



Profile dimension:



Technical data | Mineral tiles

Dimensions/Designs For possible dimensions and designs please refer to [OWAlifetime collection price list 9001 e](#).

Edge details

Long edge



Short edge



Thickness

15 mm or 20 mm nom.

Reaction to fire

A2-s1,d0 in accordance with EN 13501-1

Resistance to fire

See [OWA-brochure 9501 eu/e](#) (with reinforcement C-profile no. 36/70)

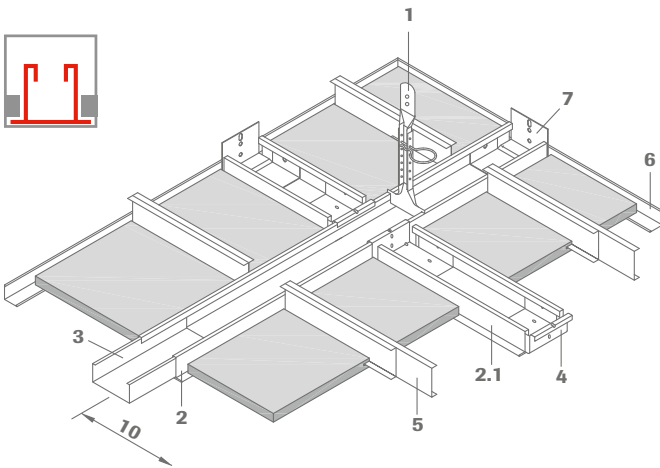
Metal suspensions

All metal components listed are galvanized steel or white coated galvanized steel respectively. For further details and colours please consult [OWAlifetime collection price list](#).

Suspension depth

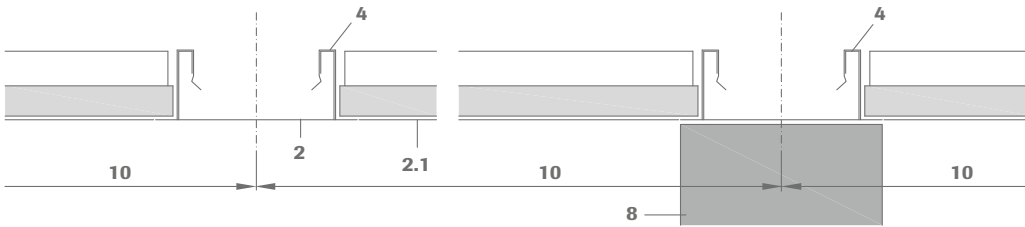
100 mm (depending on the existing structural ceiling) for ease of panel removal 130 mm is recommended. If the suspension depth is less than 150 mm the Nonius hanger no. 79/... has to be shortened on site.

System S 18k | Cross grid, demountable

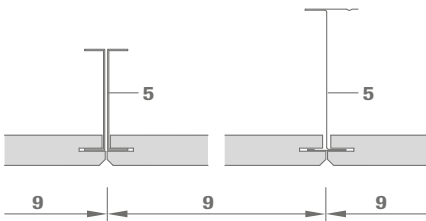


- 1 Nonius hanger no. 79/..., Nonius hanger extension no. 16/... and safety pin no. 76
 - 2 Bandraster profile no. 80/...G
 - 2.1 Bandraster intermediate profile (fixed lengths on request)
 - 3 Connector no. 82/...G
 - 4 Cross connector no. 81/...G (must be mounted in the bandraster intermediate profile)
 - 5 Reinforcement spline for tiles, subject to span width
 - 6 Wall angle no. 51/25 or shadow wall angle no. 50/15 or no. 50/22
 - 7 Wall anchor no. 75/...G
 - 8 Connection with partition walls*
 - 9 Tile support section centres
 - 10 Bandraster spacing centres
- * For details please refer to [installation guide 9801 e](#)

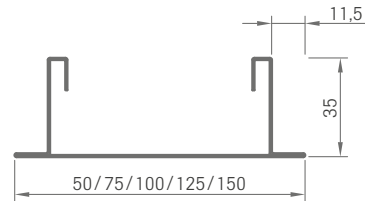
Section:



Cross-section:



Profile dimension:



Technical data | Mineral tiles

Dimensions/Designs For possible dimensions and designs please refer to [OWAlifetime collection price list 9001 e](#).

Edge details

Long edge



Short edge



Thickness

15 mm or 20 mm nom.

Reaction to fire

A2-s1,d0 in accordance with EN 13501-1

Metal suspensions

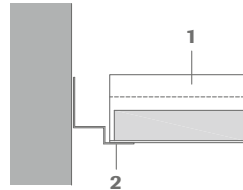
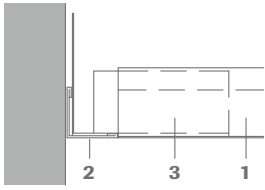
All metal components listed are galvanized steel or white coated galvanized steel respectively. For further details and colours please consult [OWAlifetime collection price list](#).

Suspension depth

100 mm (depending on the existing structural ceiling) for ease of panel removal 130 mm is recommended. If the suspension depth is less than 150 mm the Nonius hanger no. 79/... has to be shortened on site.

System S 18p/k | parallel and cross grid, demountable

Wall connections:



- 1 Bandraster profile no. 80/...G
- 2 Wall angle no. 51/25, no. 50G
or shadow wall angle no. 50/15 or no. 50/22
- 3 Wall anchor no. 75/...G

Other wall connection options and installation details can be found in [OWA-Installation Guide 9801 e](#).

Profile span table for clear spanning planks:

(dimensions in mm)

	Part-no.	Descriptions	Stalk height in mm	Material thickness in mm	Tile width up to 312.5 mm		Tile width up to 400 mm	
					Tile thickness:		Tile thickness:	
					15 mm	20 mm	15 mm	20 mm
non- demountable	20	Z profile (galv.)	21	0,5	1490	1400	1410	1330
	19	Z profile (galv.)	70	0,5	2500	2500	2500	2500
	19/10	Z profile (galv.)	70	0,6	2500	2500	2500	2500
demountable	37	L profile (galv.)	25	0,6	1600	1510	1520	1430
	36	C profile (galv.)	50	0,5	2500	2500	2500	2500
	36/70	C profile (galv.)	70	0,6	2500	2500	2500	2500

When using Janus tiles of 33 mm thickness, please consider:
 Tile length up to 1250 mm with L-profile no. 37 as reinforcement
 Tile length 2000 mm with C-profile no. 36 as reinforcement

Installations with Z profiles are **not demountable**. Installations with L or C profile are **demountable**.

Calculation example:

The exact **panel dimensions** between bandraster profiles may be calculated as follows:

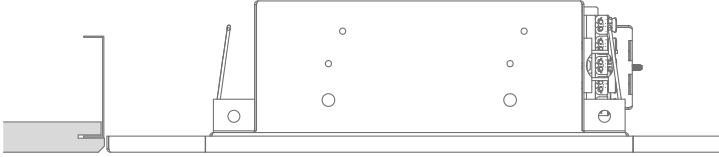
– Edge 3:

Clear dimension between the bandraster profiles + 20 mm, panel support 10 mm.

The exact length of the **reinforcement profiles** corresponds to the panel production dimension. For lower lifting heights, the reinforcement profile can be shortened by 5 mm.


Integrated lighting:

OWA can supply compatible light fixtures for this system.




For details on installation of integrated lighting, please refer to [brochure 9630 e](#) and [installation guide 9801 e](#).

Installation example of system S 18p:



Bandraster in one direction, with oblong tiles

Installation example of system S 18k:



Bandraster in both directions, with oblong tiles

Material requirements per m²:

No.	Description	S 18p in bandraستر spacing distance								S 18k in bandraستر spacing distance	
		1500	1580	1800	1880*	2000	2080*	2500	2580*	1280*	1330*
79/100	Nonius hanger	0.70 pce	0.70 pce	0.70 pce	0.70 pce	0.70 pce	0.70 pce	0.70 pce	0.70 pce	0.70 pce	0.70 pce
17/80	Angle brace	0.70 pce	0.70 pce	0.70 pce	0.70 pce	0.70 pce	0.70 pce	0.70 pce	0.70 pce	0.70 pce	0.70 pce
80/100G	Bandraستر profile	0.67 m	0.63 m	0.56 m	0.80 m	0.50 m	0.48 m	0.40 m	0.39 m	0.78 m	0.75 m
82/100G	Connector	0.18 pce	0.17 pce	0.15 pce	0.22 pce	0.13 pce	0.13 pce	0.11 pce	0.10 pce	0.21 pce	0.20 pce
80/100G	Bandraستر intermediate profile	-	-	-	-	-	-	-	-	0.61 pce	0.57 pce
Tile insert profile non-demountable	300 mm	2.22 pce	-	1.85 pce	1.77 pce	1.67 pcs	1.60 pcs	1.33 pcs	1.29 pcs	Subject to tile width	
	312.5 mm	2.13 pce	2.03 pce	-	-	1.60 pce	1.54 pce	1.28 pce	1.24 pcs	Subject to tile width	
	400 mm	1.67 pce	-	-	-	1.25 pcs	1.20 pcs	1.00 pce	0.97 pce	Subject to tile width	
51/25	Wall angle	Depending on room size and shape									
75/...G	Wall anchor	Depending on room size and shape									

* Stock items or standard items

When installing **demountable** planks allow two L or C profiles per plank.

Weight per m²:

Tiles 15 mm approx.	4.5 kg/m ²
Tiles 20 mm approx.	6.0 kg/m ²

System description: OWAconstruct System S 18p/k Bandraستر ceiling

Quality requirements for mineral tiles:

OWAacoustic mineral tiles firmly bound with a primer coat on both sides. The tile is free from asbestos. No formaldehyde is added in the manufacturing process of the mineral tiles. The mineral wool used for the manufacture of the tile is bio-soluble. The criteria for non-classification as a carcinogenic substance in accordance with the Chemicals Prohibition Ordinance (Section 1 Appendix, Paragraph 23 biopersistent fibres) are met and guaranteed by the ‚RAL seal of approval for mineral wool‘. Verification of fitness for use according to EU CPR: CE marking and Declaration of Performance (DoP).

Mineral tiles accordance with EN 13964 and DIN 18177:	
Air permeability class	PM 1
Formaldehyde class	FH 1
Emission of VOC	TVOC 1

Installation should be carried out in accordance with the information contained in system leaflet S 18p/k e and [OWA-Installation Guide 9801 e](#). All components are CE labelled.

Construction parts S 18p:

OWAconstruct bandraستر profile no. 80/...G (50, 75, 100, 125 or 150 mm width), visible side white
 OWAconstruct connector no. 82/...G (50, 75, 100, 125, 150), galvanised
 OWAconstruct wall anchor no. 75/...G (50, 75, 100, 125, 150), galvanised
 OWAconstruct C, Z or L profile, galvanised
 OWAconstruct wall angle no. 51/25, 25/25 mm, visible side white
 OWAconstruct nonius hanger no. 79/..., galvanised
 OWAconstruct nonius hanger extension no. 16/...
 OWAconstruct safety pin no. 76
 OWAconstruct lower element for triangular reinforcement no. 17/80

Construction parts S 18k:

OWAconstruct bandraستر profile no. 80/...G (50, 75, 100, 125 or 150 mm width), visible side white
 OWAconstruct connector no. 82/...G (50, 75, 100, 125, 150), galvanised
 OWAconstruct cross connection no. 81/...G (50, 75, 100, 125, 150)
 OWAconstruct wall anchor no. 75/...G (50, 75, 100, 125, 150), galvanised
 OWAconstruct L profile no. 37, galvanised, height 25 mm, length 1250 mm, galvanised (reinforcement profile)
 OWAconstruct wall angle no. 51/25, 25/25 mm, visible side white
 OWAconstruct nonius hanger no. 79/..., galvanised
 OWAconstruct nonius hanger extension no. 16/...
 OWAconstruct safety pin no. 76



Certified Management Systems

Product warranties

The information provided in this leaflet is based on the standards and data available at the time of publication. Any performance, warranties or guarantees provided, expressed or implied, are subject to the exclusive use of OWA components and the installation of those components in accordance with our recommendations. Failure to adhere to these conditions will result in the invalidation of any performance claims, warranties or guarantees and rejection of any liability. OWA reserves the right to make any technical improvements to the products, systems or services without prior notice. **All goods and services are supplied in accordance with our current Terms and Conditions of Sale.** Errors excepted!



The information in this brochure is up-to-date at the time of publication. Subject to alterations. Please contact our OWAconsult team for specific advice. Our experts will be happy to answer your questions using the following contact details:
 tel: +49 9373 201-444 or e-mail: info@owaconsult.de

Odenwald Faserplattenwerk GmbH

Dr.-F.-A.-Freundt-Straße 3 | 63916 Amorbach | Germany
 tel +49 9373 201-0 | info@owa.de
www.owa-ceilings.com