

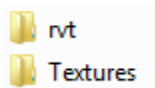
# OWA Revit Library

Version 2019/08/01

© Copyright OWA. We reserve the right to make technical changes without prior notice.

This document describes how to integrate the OWA Revit Library in your local Revit environment. The OWA library has been created in **Revit 2017** and can be used in Revit 2017 versions and higher.

## 1. Unzip the zip-File:



Unzip the zip-file **OWA\_Revit\_Library.zip** to any folder on your computer.



This folder contains 3 Revit projects:

### Revit Ceiling Library.rvt

This project contains all implemented OWA Revit ceiling types.

There are more than 1000 OWA ceiling types available.




Fig.1 Ceiling Plan View in the file Revit Ceiling Library.rvt.

# Revit Specialty Equipment Library.rvt

This project contains OWA Specialty Equipment families, i.e. canopies and wall boards. Please note the instructions in this project for behavior and placement options of the families.

## OWA Revit Architecture Specialty Equipment Library

Version 2019/07/01  
© Copyright OWA. We reserve the right to make technical changes without prior notice.

### OWAconsult® collection




Fig.2 Plan View in the file Revit Specialty Equipment Library.rvt

# Revit Lighting Fixtures Library.rvt

This project contains ceiling based OWA lighting fixture families.

## OWA Revit Lighting Fixtures Library

Version 2019/07/01  
 © Copyright OWA. We reserve the right to make technical changes without prior notice.

The lighting fixture families are ceiling based families.  
 The coarse detail level shows a solid fill in plan, medium and fine shows the lighting fixture.

### Lighting Fixtures

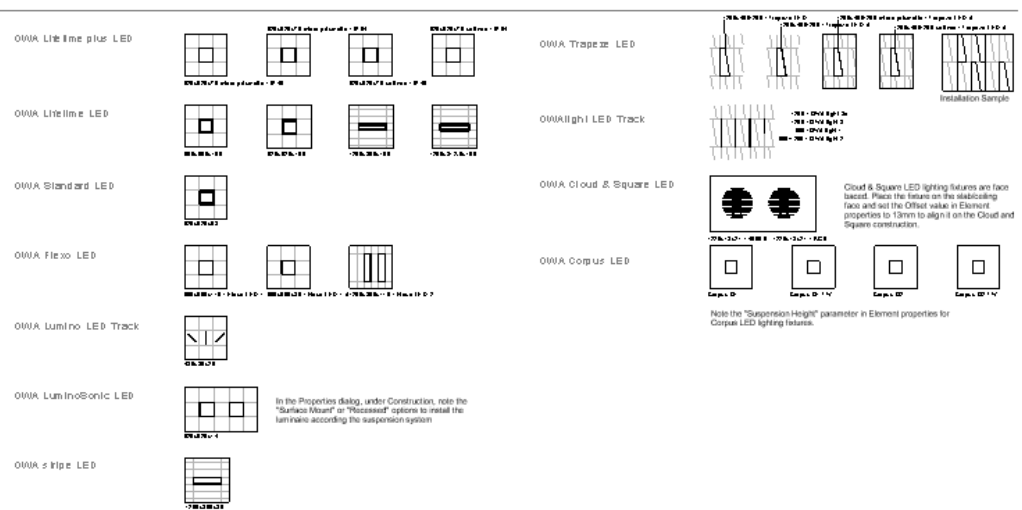


Fig.3 Ceiling Plan View in the file Revit Lighting Fixtures Library.rvt

## Textures

The folder */Textures* contains the jpg's for the OWA materials. The OWA materials utilize images and relief images.




Fig.4 OWA Textures

## 2. Set the additional Render Appearance Path in Revit

In order to display the custom OWA textures correctly in Revit with the Visual Style "Realistic" and in Revit renderings, you need to add the Additional Render Appearance Path for the OWA textures:

1. Run Menu Browser > Options
2. In the Options dialog, in the rendering tab, add the path where you have unzipped the textures as additional Render Appearance Path

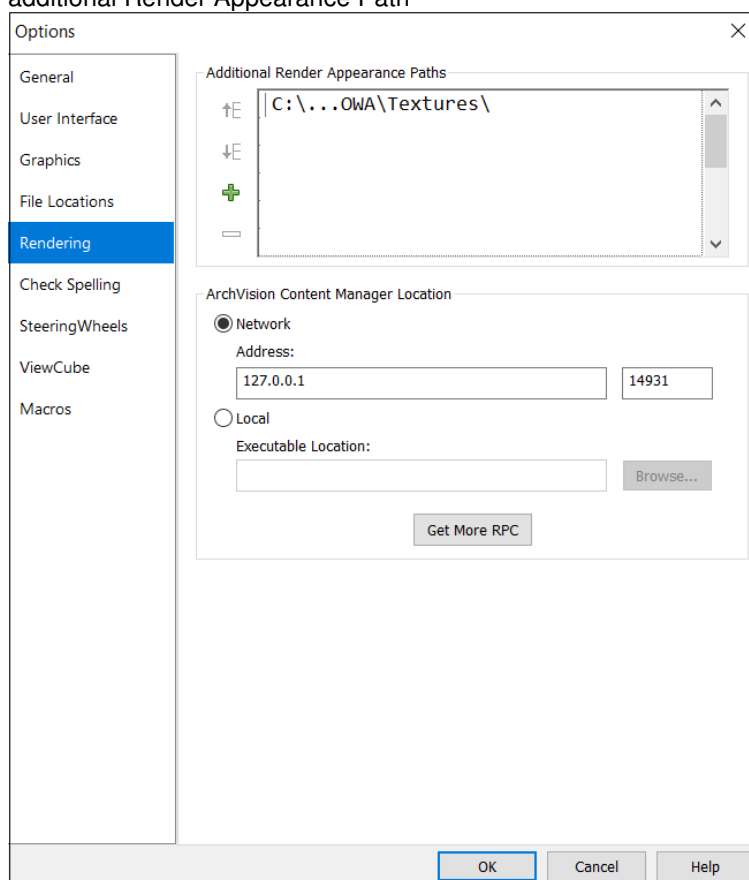


Fig.5 Revit Options Dialog

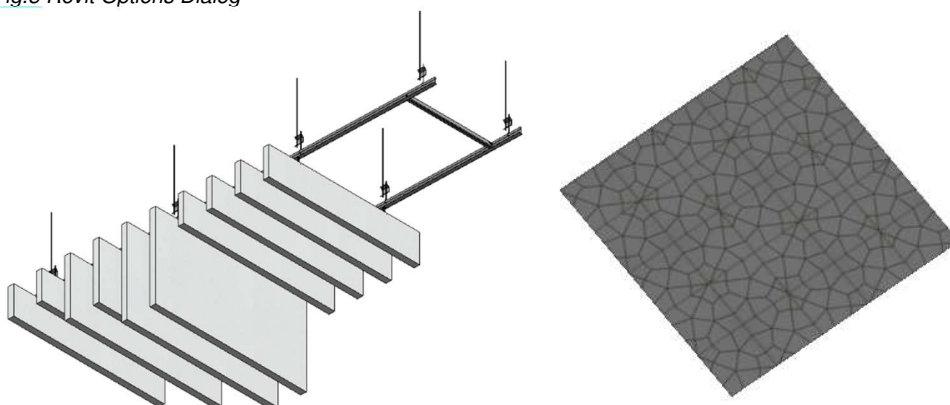


Fig.6 OWA FreeStyle Baffle, OWA Oriental in Realistic View

### 3. How to integrate OWA families in your project

As the OWA ceiling types, specialty equipment families and lighting fixtures families are fully integrated in the Revit environment, use the standard workflow to integrate the OWA families OWA in your project:

For ceiling types:

- Copy and Paste via Clipboard by selecting a ceiling in the drawing area or in the project browser
- Manage menu > Transfer project standards

For specialty equipment families and lighting fixtures families:

- Copy and Paste via clipboard by selecting a type in the drawing area or in the project browser
- Select a family in the project browser, run "Edit family" and copy the family from the family editor into your project.

### 4. OWA ceiling types structure

The OWA ceiling types are set up with 2 components. The structural part defines the minimal required space for the ceiling suspension system, the finish part shows the dessin with the customized OWA material. This layer is using also Model Fill Patterns for the grid structure.

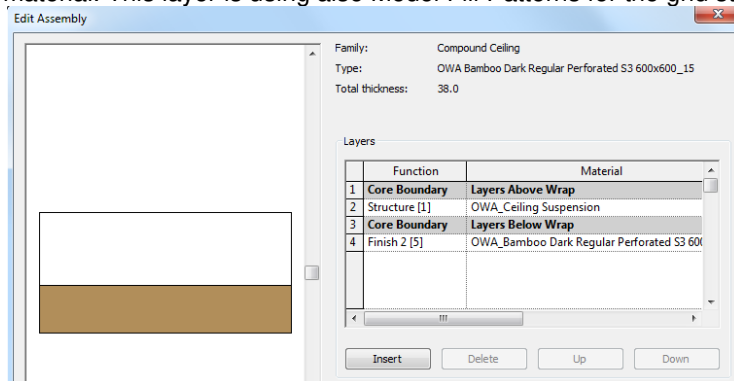


Fig.7 OWA Ceiling Type Structure

### 5. OWA Schedules

The OWA type parameters for ceilings, Speciality Equipment and Lighting Fixtures families are also displayed schedule. These schedules are integrated in the OWA Revit project s.

| Count | Type  | Acoustics - NRC | Acoustics - aw | Anti-Microbial | Ceiling |
|-------|---|-----------------|----------------|----------------|---------|
| 1     | OWA Bamboo Dark Regular Perforated S3 600x600_15      | 0.6             | 0.55           | None           | 31 dB   |
| 1     | OWA Bamboo Dark Regular Perforated S3 625x625_15      | 0.6             | 0.55           | None           | 31 dB   |
| 1     | OWA Bamboo Dark Regular Perforated S19 600x600_20     | 0.6             | 0.55           | None           | 31 dB   |
| 1     | OWA Bamboo Dark Regular Perforated S19 625x625_20     | 0.6             | 0.55           | None           | 31 dB   |
| 1     | OWA Bamboo Natural Color Constellation S3 600x600_15  | 0.65            | 0.55           | None           | 35 dB   |
| 1     | OWA Bamboo Natural Color Constellation S3 625x625_15  | 0.65            | 0.55           | None           | 35 dB   |
| 1     | OWA Bamboo Natural Color Constellation S19 600x600_20 | 0.65            | 0.7            | None           | 35 dB   |
| 1     | OWA Bamboo Natural Color Constellation S19 625x625_20 | 0.65            | 0.7            | None           | 35 dB   |
| 1     | OWA Bolero S3 600x600_15                              | 0.85            | 0.85           | None           | 33 dB   |
| 1     | OWA Bolero S3 625x625_15                              | 0.85            | 0.85           | None           | 33 dB   |
| 1     | OWA Bolero S15b 600x600_15                            | 0.85            | 0.85           | None           | 33 dB   |

Fig.8 OWA Ceiling Schedule

## 6. OWA Ceiling Type Properties

The ceiling types utilize the type properties parameters as shown in the example below. The type names use the following naming convention:

OWA [Dessin][System][Grid Dimensions\_Tile Thickness]

| Construction                        |   |
|-------------------------------------|---|
| Structure                           | Edit...   |
| Thickness                           | 38.0  |
| Acoustics - NRC                     | 0.850000  |
| Acoustics - $\alpha_w$              | 0.850000  |
| Anti-Microbial                      | None  |
| Cleanroom Rating                    | None  |
| DIN 18177 - Formaldehyd             | FH I  |
| DIN 18177 - TVOC                    | TVOC I  |
| DIN 18177 - Air Permeability        | PM I  |
| Light reflectance - LR              | On request  |
| Total VOC - after 28 days - very l  | < 5 $\mu\text{g}/\text{m}^3$                      |
| Formaldehyde - very low             | < 5 $\mu\text{g}/\text{m}^3$                      |
| Eco-Label - very low emissions      | Blue Angel  |
| Process                             | Wet-formed  |
| Edge Profile                        | 15b   |
| Subcategory                         | Exposed, Demountable                              |
| Suspension System                   | OWAconstruct S15b 15 mm Expo                      |
| Humidity RH up to                   | 95 %  |
| Ceiling Attenuation Class - $D_n,f$ | 33 up to 49 dB                                    |
| Acoustics - SRA                     | 0.850000  |
| Graphics                            |   |
| Coarse Scale Fill Pattern           |   |
| Coarse Scale Fill Color             | Black   |
| Materials and Finishes              |   |
| Biosoluble - RAL Quality Mark       | <input checked="" type="checkbox"/>               |
| Color                               | Printed surface                                   |
| Material                            | Mineral tile                                      |
| Recycled Content - LEED             | 25 %  |
| Recycled Content - Total            | 32 %  |
| Surface Finish                      | Factory applied paint                             |
| Layers                              |   |
| Hanger per $\text{m}^2$             | 0.700000  |
| Main Tee per $\text{m}^2$           | 0.830000  |
| Cross Tee Short per $\text{m}^2$    | 0.830000  |
| Cross Tee Long per $\text{m}^2$     | 1.660000  |
| Dimensions                          |   |
| Width                               | 600.0   |
| Length                              | 600.0   |
| Thickness                           | 15.0  |
| Grid Face                           | 15.0  |
| Identity Data                       |   |
| Keynote                             |   |
| Model                               | OWAconsult® collection Orienta                    |
| Manufacturer                        | OWA   |
| Type Comments                       |   |
| URL                                 | <a href="http://www.owa.de">http://www.owa.de</a> |
| Description                         |   |
| Assembly Description                | Suspended Ceilings - Acoustical                   |
| Assembly Code                       | C3030210  |
| Type Mark                           |   |
| Cost                                |   |
| ASTM E 1264 Form                    | 2   |
| ASTM E 1264 Pattern                 | EH  |
| ASTM E 1264 Type                    | III   |
| Product Line                        | OWAconsult® collection                            |
| EN 13964                            | CE  |
| Fire Protection                     |   |
| ASTM E 84 / ASTM E 1264             | Class A   |
| EN 13501-1 - Reaction to Fire       | A2-s1,d0  |
| EN 13501-2 - Resistance to Fire     | On request  |

### Compound Ceiling


- OWA Bamboo Dark Plain S3 600x600\_15
- OWA Bamboo Dark Plain S3 610x610\_15
- OWA Bamboo Dark Plain S3 625x625\_15
- OWA Bamboo Dark Regular Perforated S3 600x600\_15
- OWA Bamboo Dark Regular Perforated S3 610x610\_15
- OWA Bamboo Dark Regular Perforated S3 625x625\_15
- OWA Bamboo Dark Regular Perforated S19 600x600\_20
- OWA Bamboo Dark Regular Perforated S19 610x610\_20
- OWA Bamboo Dark Regular Perforated S19 625x625\_20
- OWA Bamboo Natural Color Constellation 3 S3 600x600\_15
- OWA Bamboo Natural Color Constellation 3 S3 610x610\_15
- OWA Bamboo Natural Color Constellation 3 S3 625x625\_15
- OWA Bamboo Natural Color Constellation 3 S19 600x600\_20
- OWA Bamboo Natural Color Constellation 3 S19 610x610\_20
- OWA Bamboo Natural Color Constellation 3 S19 625x625\_20
- OWA Bamboo Natural Color Plain S3 600x600\_15
- OWA Bamboo Natural Color Plain S3 610x610\_15
- OWA Bamboo Natural Color Plain S3 625x625\_15
- OWA Bolero c S9a 600x600\_20
- OWA Bolero c S9a 610x610\_20
- OWA Bolero c S9a 625x625\_20
- OWA Bolero c S9b 600x600\_20
- OWA Bolero c S9b 610x610\_20
- OWA Bolero c S9b 625x625\_20
- OWA Bolero c S19 600x600\_20
- OWA Bolero c S19 600x1200\_20
- OWA Bolero c S19 610x610\_20
- OWA Bolero c S19 610x1220\_20
- OWA Bolero c S19 625x625\_20
- OWA Bolero c S19 625x1250\_20
- OWA Bolero S3 600x600\_15

Fig.9 OWA Ceiling Type Properties / Ceiling Tpes in Projectbrowser



## Appendix A OWA Dessins

The following dessins are available as ceiling types with the varies suspension systems and grid dimensions:





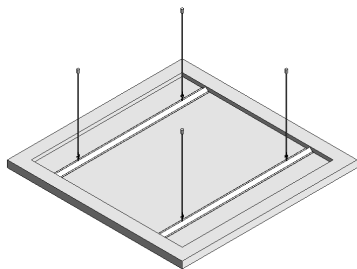
## Appendix B OWA Specialty Equipment families

The following specialty equipment families are available with varies type dimension settings and instance properties:



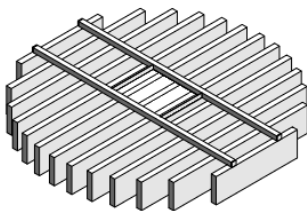
### OWA Art

- 800x1200
- 1000x1500
- 1200x800
- 1500x1000



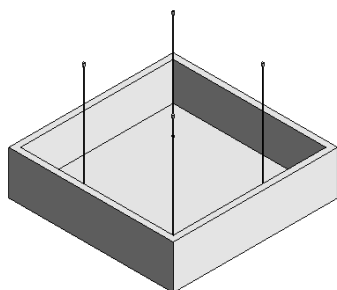
### OWA Canto

- 1024x1024x40



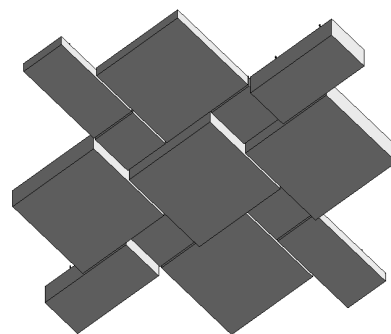
### OWA Cloud

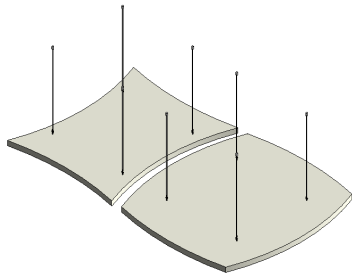
- Cloud 150
- Cloud 200



### OWA Corpus

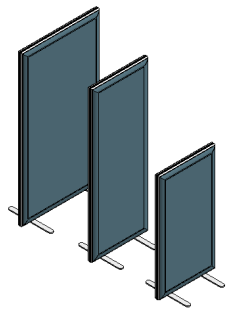
- L1
- L2
- M1
- M2
- S1
- S2
- XL1
- XL2
- XXL1
- XXL2





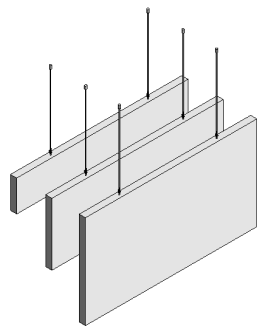
### OWA Curve

- Curve 1
- Curve 2



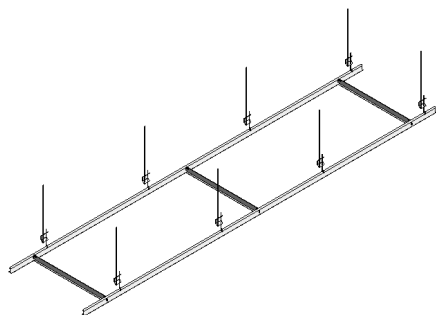
### OWA Free Space

- Free space 1
- Free space 2
- Free space 3



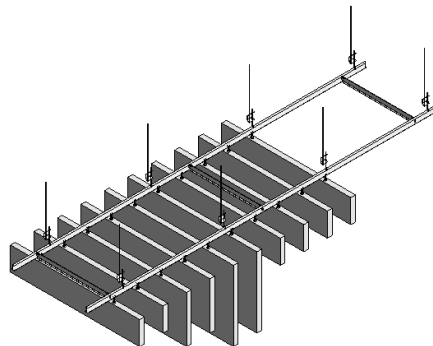
### OWA FreeStyle Baffle

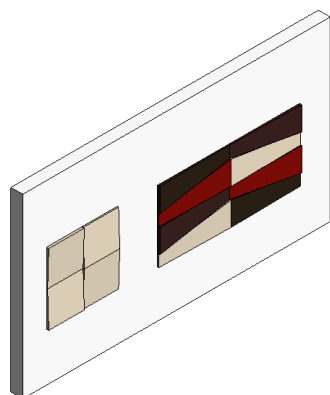
- FreeStyle L
- FreeStyle L for S3
- FreeStyle M
- FreeStyle M for S3
- FreeStyle S
- FreeStyle S for S3



### OWA FreeStyle Baffle S3 Mounting System

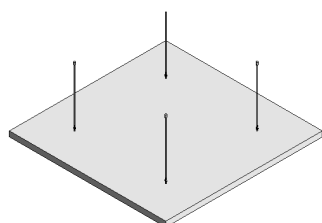
- OWA FreeStyle Baffle S3 Mounting System





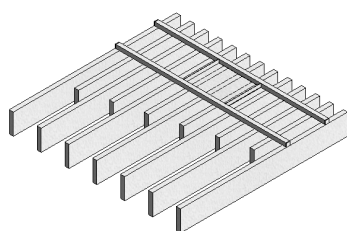
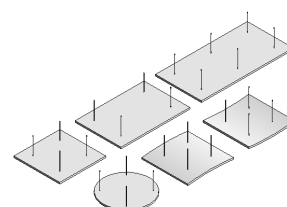
## OWA FreeStyle Wallabsorber

- FreeStyle Q
- FreeStyle QS
- FreeStyle R
- FreeStyle TL
- FreeStyle TR



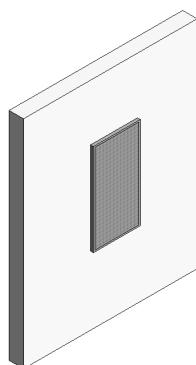
## OWA Selecta

- Selecta concav
- Selecta convex
- Selecta grande
- Selecta loop
- Selecta one
- Selecta plus



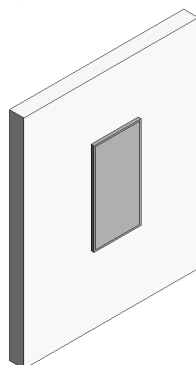
## OWA Square

- 1200x1230



## OWA Wallboard

- 649x1274
- 649x1794
- 909x1794
- 1274x649
- 1794x649
- 1794x909

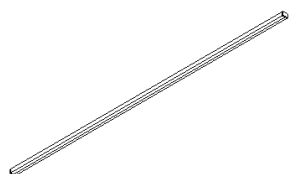


## OWA Wallboard low frequency

- 649x1274
- 649x1794
- 909x1794
- 1274x649
- 1794x649
- 1794x909

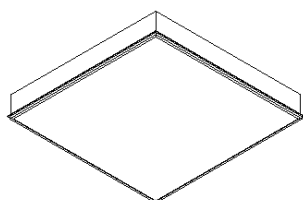
## Appendix C supplied by OWA Lighting Fixtures families

The following lighting fixtures families are available with varies type dimension settings. The lighting fixtures have electrical and rendering data such as ies files (photometric web files) integrated.



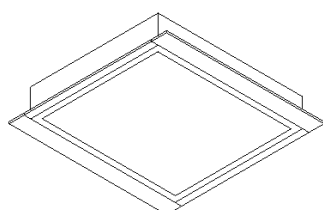
### OWA Cloud & Square LED

- └ 1220x18x21 - 4000 K
- └ 1220x18x21 - RGB



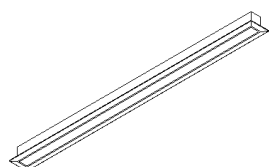
### OWA Flexo LED

- └ 600x600x85 - Flexo LED 1 A
- └ 600x600x110 - Flexo LED 1
- └ 1200x300x110 - Flexo LED 2



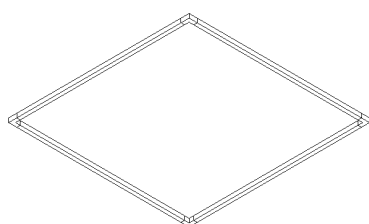
### OWA Lifetime LED

- └ 600x600x105
- └ 625x625x105
- └ 1200x300x105
- └ 1250x312.5x105



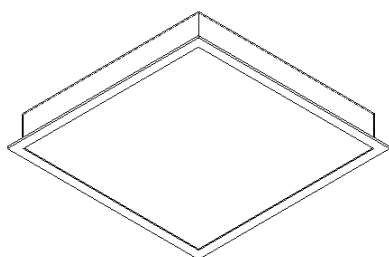
### OWA Lumino LED Track

- └ 480x35x25



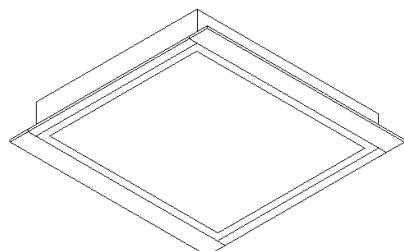
### OWA LuminoSonic LED

- └ 625x625x14



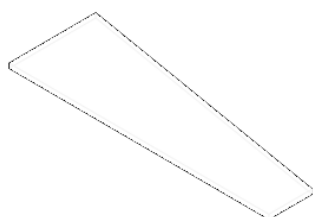
### OWA Lifetime plus LED

- └ 625x625x75 micro prismatic - IP40
- └ 625x625x75 micro prismatic - IP54
- └ 625x625x75 satined - IP40
- └ 625x625x75 satined - IP54



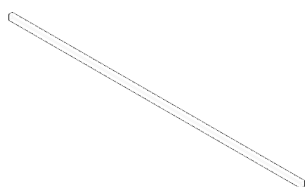
## OWA Standard LED

625x625x93



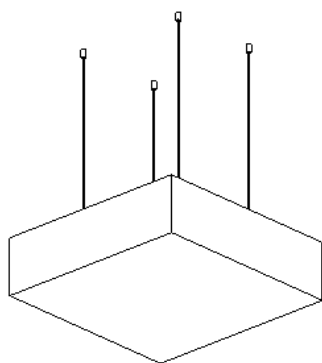
## OWA Trapeze LED

- 1200x400/200 - Trapeze LED
- 1200x400/200 - Trapeze LED A
- 1200x400/200 micro prismatic - Trapeze LED A
- 1200x400/200 satined - Trapeze LED A



## OWAlight LED Track

- 600 - OWAlight 1
- 600/1200 - OWAlight 2
- 1200 - OWAlight 3
- 1200 - OWAlight 3a



## OWA Corpus LED

- Corpus Q1
- Corpus Q1 TW
- Corpus Q2
- Corpus Q2 TW