

Brilliant Ceiling Systems

Data sheets integrated lighting

Table of contents

OWAlifetime collection

Lifetime plus LED (satin)	4
Lifetime plus LED (micro prismatic)	6
Standard LED	8
Lifetime LED	10

OWAconsult collection


Corpus Q1 (4000 K)	16
Corpus Q2 (4000 K)	18
Corpus Q1 (tunable white)	20
Corpus Q2 (tunable white)	22
OWAlight 1 and 2	24
OWAlight 3 and 3a	26
OWAlight in S 15b OWAline	28
Trapeze LED A (satin)	30
Trapeze LED A (micro prismatic)	32
Flexo LED 1 A	34
Luminosonic	36
Cloud Square LED	38
OWAlumino 1	40
OWAlumino 2	42


Integrating the integrated lighting

Technical principles	46
Installation examples	47
Fire protection	48

System compatibility of integrated lighting

Exposed systems	50
Semi-concealed systems	51
Bandraster systems	51
Clear spanning systems	51
OWAtecta metal ceilings	52
System-independent	52





Better light quality, lower consumption

OWAlifetime collection

Lifecycle building management requires maximum efficiency from all building functions, for the entire life of the building. This sees ceilings taking on new tasks. Ceilings fitted with modern LED lights improve a building's energy balance and are effective at lighting even large spaces. The individual light fixtures can be freely combined with each other to create a variety of surface designs.

Lifetime plus LED (satin)

Luminaire body LED universal luminaire (with separate fixing set), white powder-coated housing. Light pipe over satin art glass pane, frame can be folded down on both sides to the bolt lock.

Application areas Schools, public buildings where energy efficiency is important, clean rooms (IP 54)

Combinable systems S 3, S 3 cliq, S 3a, S 3a cliq, S 15 cliq, S 15a cliq, S 15b*, S 22, S 32, S 33, S 45

* Without mounting kit, light fixture not flush with ceiling

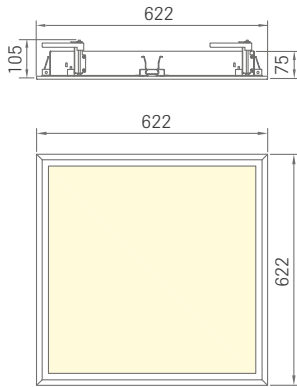
Technical data

Description	Lifetime plus LED	Lifetime plus LED
OWA no.	Lifetime plus LED	Lifetime plus LED
Part no.	00079405	00079550
Input voltage	220 - 240 V, 50 - 60 Hz	220 - 240 V, 50 - 60 Hz
Power consumption	31 W	31 W
Dimensions approx. (L x W x H)	622 x 622 x 75 mm (105 mm incl. mounting kit)	622 x 622 x 75 mm (105 mm incl. mounting kit)
Grid dimensions (L x W)	625 x 625 mm	625 x 625 mm
Luminous flux	3700 lm at 280 mA	3700 lm at 280 mA
Colour temperature	4000 K	4000 K
Weight	7.0 kg/fixture	7.0 kg/fixture
Ambient temperature	+5 °C to +35 °C	+5 °C to +35 °C
Colour rendering index (CRI)	> 80	> 80
Protection rating	IP 40	IP 54
Protection class	SK I	SK I
Integrated power supply unit	Total height incl. control gear 75 mm	Total height incl. control gear 75 mm
Clean room suitability (ISO 14644-1)	-	ISO 4
Service life	50000 hours / L70	50000 hours / L70
Warranty	2 years	2 years
Dimming	DALI dimmable	DALI dimmable

Mounting kit

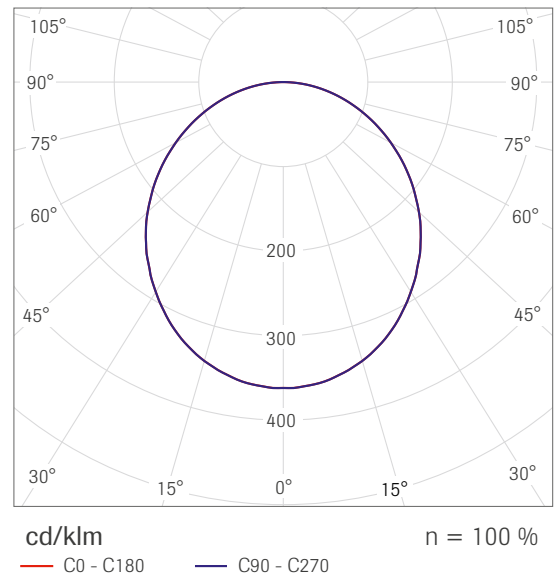
Mounting kit for	OWA no.	Part no.
S 15b (flush with ceiling), S 22	8067/13	00079869
S 32	8067/14	00079870

Diagram





Light calculation and light curve

Glare rating according to UGR											
v ceiling		70	70	50	50	30	70	70	50	50	30
v walls		50	30	50	30	30	50	30	50	30	30
v floor		20	20	20	20	20	20	20	20	20	20
Room size		Viewing direction at right angles to lamp axis					Viewing direction parallel to lamp axis				
X	Y										
2H	2H	17.0	18.3	17.3	18.6	18.8	17.0	18.3	17.3	18.6	18.8
	3H	18.9	20.1	19.2	20.3	20.6	18.9	20.1	19.2	20.3	20.6
	4H	19.6	20.7	19.9	21.0	21.3	19.6	20.7	19.9	21.0	21.3
	6H	20.2	21.2	20.5	21.5	21.9	20.2	21.2	20.5	21.5	21.9
	8H	20.4	21.4	20.8	21.7	22.0	20.4	21.4	20.8	21.7	22.0
4H	12H	20.5	21.5	20.9	21.8	22.2	20.5	21.5	20.9	21.8	22.2
	2H	17.6	18.7	17.9	19.0	19.3	17.6	18.7	17.9	19.0	19.3
	3H	19.7	20.7	20.1	21.0	21.3	19.7	20.7	20.1	21.0	21.3
	4H	20.6	21.4	21.0	21.8	22.2	20.6	21.4	21.0	21.8	22.2
	6H	21.3	22.1	21.7	22.4	22.8	21.3	22.1	21.7	22.4	22.8
8H	8H	21.6	22.3	22.0	22.7	23.1	21.6	22.3	22.0	22.7	23.1
	12H	21.8	22.4	22.2	22.8	23.3	21.8	22.4	22.2	22.8	23.3
	4H	20.9	21.6	21.3	22.0	22.4	20.9	21.6	21.3	22.0	22.4
	6H	21.8	22.4	22.3	22.8	23.3	21.8	22.4	22.3	22.8	23.3
	8H	22.2	22.7	22.7	23.1	23.6	22.2	22.7	22.7	23.1	23.6
12H	12H	22.5	22.9	23.0	23.4	23.9	22.5	22.9	23.0	23.4	23.9
	4H	21.0	21.6	21.4	22.0	22.4	21.0	21.6	21.4	22.0	22.4
	6H	21.9	22.4	22.4	22.9	23.3	21.9	22.4	22.4	22.9	23.3
	8H	22.3	22.8	22.8	23.2	23.7	22.3	22.8	22.8	23.2	23.7
Variation of the observer position for the luminaire distances S											
S = 1.0H		+0.1 / -0.1					+0.1 / -0.1				
S = 1.5H		+0.2 / -0.3					+0.2 / -0.3				
S = 2.0H		+0.3 / -0.6					+0.3 / -0.6				
Standard table		BK07					BK07				
Correction summand		0.8					0.8				
Corrected glare indices referring to 3747 lm total luminous flux											



Detail images



Lifetime plus LED (micro prismatic)

Luminaire body	LED universal luminaire (with separate fixing set), white powder-coated housing. Light pipe over micro prismatic art glass pane, frame can be folded down on both sides to the bolt lock.
Application areas	Offices, schools, public buildings where energy efficiency is important, clean rooms (IP 54)
Combinable systems	S 3, S 3 cliq, S 3a, S 3a cliq, S 15 cliq, S 15a cliq, S 15b*, S 22, S 32, S 33, S 45

* Without mounting kit, light fixture not flush with ceiling

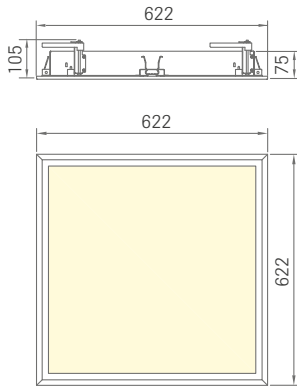
Technical data

Description	Lifetime plus LED	Lifetime plus LED
OWA no.	Lifetime plus LED	Lifetime plus LED
Part no.	00079546	00079548
Input voltage	220 - 240 V, 50 - 60 Hz	220 - 240 V, 50 - 60 Hz
Power consumption	31 W	31 W
Dimensions approx. (L x W x H)	622 x 622 x 75 mm (105 mm incl. mounting kit)	622 x 622 x 75 mm (105 mm incl. mounting kit)
Grid dimensions (L x W)	625 x 625 mm	625 x 625 mm
Luminous flux	3600 lm at 280 mA	3600 lm T 280 mA
Colour temperature	4000 K	4000 K
Weight	7.0 kg/fixture	7.0 kg/fixture
Ambient temperature	+5 °C to +35 °C	+5 °C to +35 °C
Colour rendering index (CRI)	> 80	> 80
Protection rating	IP 40	IP 54
Protection class	SK I	SK I
Integrated power supply unit	Total height incl. control gear 75 mm	Total height incl. control gear 75 mm
Clean room suitability (ISO 14644-1)	-	ISO 4
Service life	50000 hours / L70	50000 hours / L70
Warranty	2 years	2 years
Dimming	DALI dimmable	DALI dimmable

Mounting kit

Mounting kit for	OWA no.	Part no.
S 15b (flush with ceiling), S 22	8067/13	00079869
S 32	8067/14	00079870

Diagram

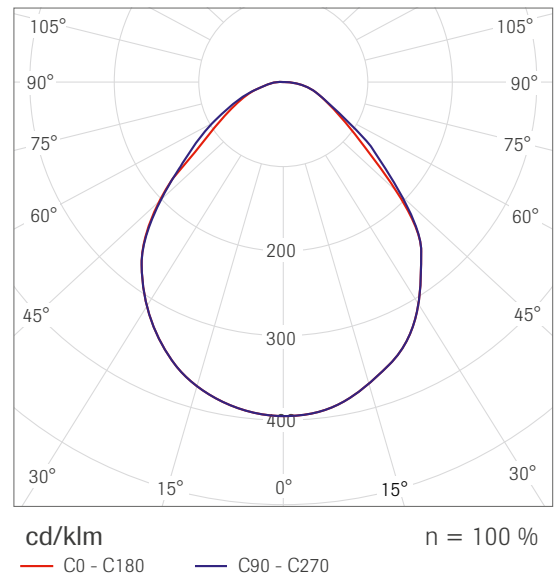


Light calculation and light curve



Glare rating according to UGR											
v ceiling		70	70	50	50	30	70	70	50	50	30
v walls		50	30	50	30	30	50	30	50	30	30
v floor		20	20	20	20	20	20	20	20	20	20
Room size		Viewing direction at right angles to lamp axis					Viewing direction parallel to lamp axis				
X	Y										
2H	2H	13.9	15.0	14.2	15.2	15.5	13.9	15.0	14.1	15.2	15.4
	3H	15.0	16.0	15.3	16.2	16.5	15.2	16.2	15.5	16.4	16.7
	4H	15.5	16.5	15.8	16.7	17.0	15.8	16.7	16.1	17.0	17.3
	6H	15.9	16.8	16.3	17.1	17.4	16.3	17.2	16.7	17.5	17.8
	8H	16.1	16.9	16.4	17.2	17.5	16.6	17.4	16.9	17.7	18.1
4H	12H	16.2	17.0	16.5	17.3	17.6	16.8	17.6	17.1	17.9	18.2
	2H	14.3	15.2	14.6	15.5	15.8	14.3	15.2	14.6	15.5	15.8
	3H	15.7	16.5	16.1	16.8	17.2	15.8	16.6	16.1	16.9	17.2
	4H	16.4	17.1	16.8	17.5	17.8	16.5	17.2	16.9	17.6	17.9
	6H	17.0	17.7	17.5	18.0	18.4	17.2	17.8	17.6	18.2	18.6
8H	8H	17.2	17.8	17.7	18.2	18.6	17.5	18.1	18.0	18.5	18.9
	12H	17.4	17.9	17.9	18.3	18.8	17.8	18.3	18.2	18.7	19.2
	4H	16.7	17.3	17.1	17.7	18.1	16.8	17.3	17.2	17.7	18.1
	6H	17.5	18.0	18.0	18.4	18.9	17.6	18.1	18.1	18.5	19.0
	8H	17.9	18.3	18.3	18.7	19.2	18.0	18.4	18.5	18.9	19.4
12H	12H	18.1	18.5	18.6	19.0	19.5	18.4	18.7	18.9	19.2	19.7
	4H	16.7	17.2	17.2	17.6	18.1	16.8	17.3	17.3	17.7	18.2
	6H	17.6	18.0	18.1	18.5	19.0	17.7	18.1	18.2	18.6	19.1
8H	18.0	18.4	18.5	18.8	19.3	18.1	18.5	18.6	19.0	19.5	

Variation of the observer position for the luminaire distances S		
S = 1.0H	+0.4 / -0.5	+0.4 / -0.4
S = 1.5H	+0.7 / -0.9	+0.6 / -0.9
S = 2.0H	+1.3 / -1.4	+1.4 / -1.2
Standard table	BK04	BK04
Correction summand	-3.9	-3.9

Corrected glare indices referring to 3678 lm total luminous flux



Detail images



Standard LED



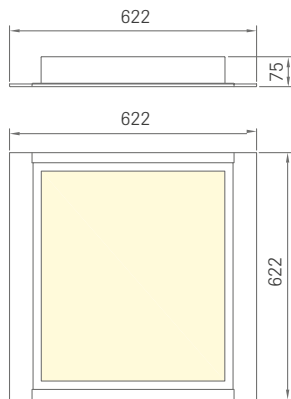
Luminaire body	Lay-in LED light fixture, white powder-coated housing, light delivered through opal acrylic glass pane
Application areas	Offices°, schools, public buildings where energy efficiency is important
Combinable systems	S 3, S 3 cliq, S 3a, S 3a cliq, S 15 cliq, S 15a cliq, S 15b*, S 33, S 45

* Light fixture not flush with ceiling | ° Light fixture slightly exceeds UGR value.

Technical data

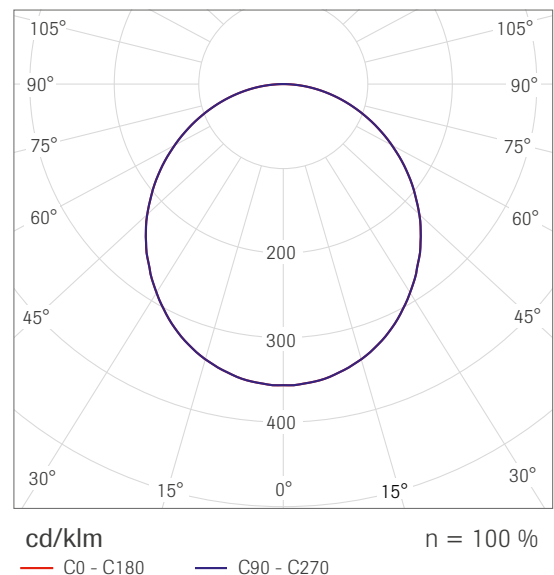
Description	Standard LED
OWA no.	Standard LED
Part no.	00074740
Input voltage	220 - 240 V, 50 - 60 Hz
Power consumption	41 W
Dimensions approx. (L x W x H)	622 x 622 x 75 mm
Grid dimensions (L x W)	625 x 625 mm
Luminous flux	3700 lm at 300 mA
Colour temperature	4000 K
Weight	Approx. 5.5 kg/fixture
Ambient temperature	+5 °C to +35 °C
Colour rendering index (CRI)	> 80
Protection rating	IP 20
Protection class	Class I
Integrated power supply unit	Total height incl. control gear 75 mm
Service life	50000 hours / L70
Warranty	2 years
Dimming	Non-dimmable

Diagram



Light calculation and light curve

Glare rating according to UGR											
v ceiling	70	70	50	50	30	70	70	50	50	30	
v walls	50	30	50	30	30	50	30	50	30	30	
v floor	20	20	20	20	20	20	20	20	20	20	
Room size		Viewing direction at right angles to lamp axis					Viewing direction parallel to lamp axis				
X	Y										
2H	2H	18.0	19.3	18.3	19.6	19.8	18.0	19.3	18.3	19.6	19.8
	3H	19.8	21.0	20.2	21.3	21.6	19.8	21.0	20.2	21.3	21.6
	4H	20.5	21.7	20.9	22.0	22.3	20.5	21.7	20.9	22.0	22.3
	6H	21.1	22.1	21.4	22.4	22.8	21.1	22.1	21.4	22.4	22.8
	8H	21.3	22.3	21.6	22.6	22.9	21.3	22.3	21.6	22.6	22.9
4H	12H	21.4	22.4	21.8	22.7	23.0	21.4	22.4	21.8	22.7	23.0
	2H	18.6	19.7	18.9	20.0	20.3	18.6	19.7	18.9	20.0	20.3
	3H	20.6	21.6	21.0	21.9	22.3	20.6	21.6	21.0	21.9	22.3
	4H	21.5	22.4	21.9	22.7	23.1	21.5	22.4	21.9	22.7	23.1
	6H	22.2	22.9	22.6	23.3	23.7	22.2	22.9	22.6	23.3	23.7
8H	8H	22.4	23.1	22.9	23.5	23.9	22.4	23.1	22.9	23.5	23.9
	12H	22.6	23.2	23.1	23.6	24.1	22.6	23.2	23.1	23.6	24.1
	4H	21.8	22.5	22.3	22.9	23.3	21.8	22.5	22.3	22.9	23.3
	6H	22.7	23.2	23.1	23.7	24.1	22.7	23.2	23.1	23.7	24.1
	8H	23.0	23.5	23.5	23.9	24.4	23.0	23.5	23.5	23.9	24.4
12H	12H	23.3	23.7	23.7	24.2	24.7	23.3	23.7	23.7	24.2	24.7
	4H	21.9	22.5	22.3	22.9	23.4	21.9	22.5	22.3	22.9	23.4
	6H	22.8	23.2	23.2	23.7	24.2	22.8	23.2	23.2	23.7	24.2
	8H	23.1	23.5	23.6	24.0	24.5	23.1	23.5	23.6	24.0	24.5
	Variation of the observer position for the luminaire distances S										
S = 1.0H	+0.1 / -0.1					+0.1 / -0.1					
S = 1.5H	+0.2 / -0.3					+0.2 / -0.3					
S = 2.0H	+0.4 / -0.6					+0.4 / -0.6					
Standard table	BK06					BK06					
Correction summand	1.2					1.2					
Corrected glare indices referring to 3725 lm total luminous flux											



Detail images



Lifetime LED



Luminaire body Universal LED light fixture (incl. mounting kit), white powder-coated housing, light delivered through opal acrylic glass pane, frame clips back on both sides with bolt latches

Application areas Offices°, schools, public buildings where energy efficiency is important

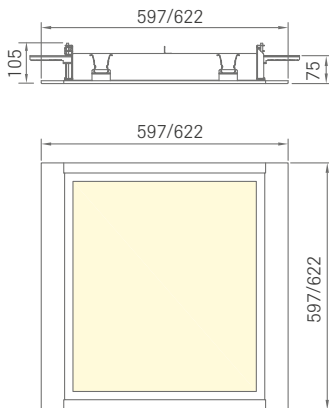
Combinable systems S 3, S 3 cliq, S 3a, S 3a cliq, S 15 cliq, S 15a cliq, S 15b*, S 22, S 33, S 45

* Without mounting kit, light fixture not flush with ceiling | ° Light fixture slightly exceeds UGR value.

Technical data

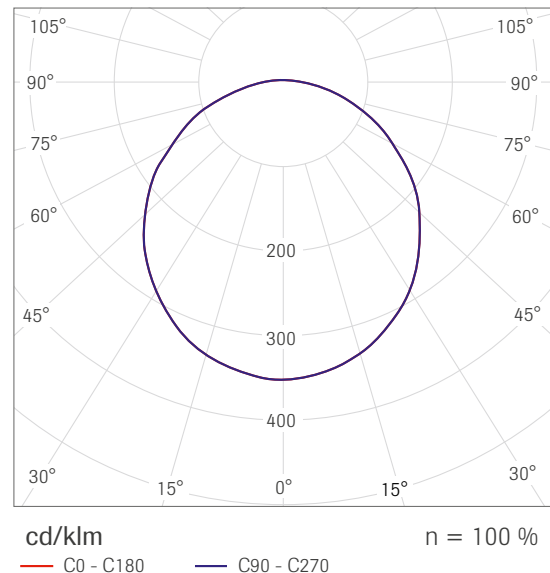
Description	Lifetime LED	
	Lifetime LED	Lifetime LED
OWA no.	Lifetime LED	Lifetime LED
Part no.	00075122	00074741
Input voltage	220 - 240 V, 50 - 60 Hz	220 - 240 V, 50 - 60 Hz
Power consumption	41 W	41 W
Dimensions approx. (L x W x H)	597 x 597 x 75 mm (105 mm incl. mounting kit)	622 x 622 x 75 mm (105 mm incl. mounting kit)
Grid dimensions (L x W)	600 x 600 mm	625 x 625 mm
Luminous flux	3700 lm at 300 mA	3700 lm at 300 mA
Colour temperature	4000 K	4000 K
Weight	Approx. 5.7 kg/fixture	Approx. 5.7 kg/fixture
Ambient temperature	+5 °C to +35 °C	+5 °C to +35 °C
Colour rendering index (CRI)	> 80	> 80
Protection rating	IP 20	IP 20
Protection class	Class I	Class I
Integrated power supply unit	Total height incl. control gear 75 mm	Total height incl. control gear 75 mm
Service life	50000 hours / L70	50000 hours / L70
Warranty	2 years	2 years
Dimming	DALI dimmable	DALI dimmable

Diagram



Light calculation and light curve

Glare rating according to UGR											
v ceiling		70	70	50	50	30	70	70	50	50	30
v walls		50	30	50	30	30	50	30	50	30	30
v floor		20	20	20	20	20	20	20	20	20	20
Room size		Viewing direction at right angles to lamp axis					Viewing direction parallel to lamp axis				
X	Y										
2H	2H	18.0	19.3	18.3	19.6	19.8	18.0	19.3	18.3	19.6	19.8
	3H	19.8	21.0	20.2	21.3	21.6	19.8	21.0	20.2	21.3	21.6
	4H	20.5	21.7	20.9	22.0	22.3	20.5	21.7	20.9	22.0	22.3
	6H	21.1	22.1	21.4	22.4	22.8	21.1	22.1	21.4	22.4	22.8
	8H	21.3	22.3	21.6	22.6	22.9	21.3	22.3	21.6	22.6	22.9
4H	12H	21.4	22.4	21.8	22.7	23.0	21.4	22.4	21.8	22.7	23.0
	2H	18.6	19.7	18.9	20.0	20.3	18.6	19.7	18.9	20.0	20.3
	3H	20.6	21.6	21.0	21.9	22.3	20.6	21.6	21.0	21.9	22.3
	4H	21.5	22.4	21.9	22.7	23.1	21.5	22.4	21.9	22.7	23.1
	6H	22.2	22.9	22.6	23.3	23.7	22.2	22.9	22.6	23.3	23.7
8H	8H	22.4	23.1	22.9	23.5	23.9	22.4	23.1	22.9	23.5	23.9
	12H	22.6	23.2	23.1	23.6	24.1	22.6	23.2	23.1	23.6	24.1
	4H	21.8	22.5	22.3	22.9	23.3	21.8	22.5	22.3	22.9	23.3
	6H	22.7	23.2	23.1	23.7	24.1	22.7	23.2	23.1	23.7	24.1
	8H	23.0	23.5	23.5	23.9	24.4	23.0	23.5	23.5	23.9	24.4
12H	12H	23.3	23.7	23.7	24.2	24.7	23.3	23.7	23.7	24.2	24.7
	4H	21.9	22.5	22.3	22.9	23.4	21.9	22.5	22.3	22.9	23.4
	6H	22.8	23.2	23.2	23.7	24.2	22.8	23.2	23.2	23.7	24.2
	8H	23.1	23.5	23.6	24.0	24.5	23.1	23.5	23.6	24.0	24.5
Variation of the observer position for the luminaire distances S											
S = 1.0H		+0.1 / -0.1					+0.1 / -0.1				
S = 1.5H		+0.2 / -0.3					+0.2 / -0.3				
S = 2.0H		+0.4 / -0.6					+0.4 / -0.6				
Standard table		BK06					BK06				
Correction summand		1.2					1.2				
Corrected glare indices referring to 3725 lm total luminous flux											



Detail images



Lifetime LED



Luminaire body Universal LED light fixture (incl. mounting kit), white powder-coated housing, light delivered through opal acrylic glass pane, frame clips back on both sides with bolt latches

Application areas Offices°, schools, public buildings where energy efficiency is important

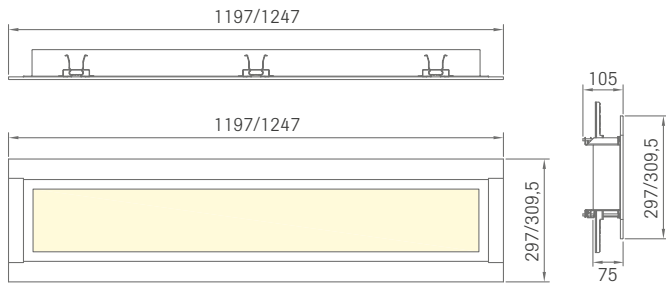
Combinable systems S 2p, S 3, S 3 cliq, S 3a, S 3a cliq, S 6a, S 6b, S 6c, S 15 cliq, S 15a cliq, S 18d, S 18k, S 18p, S 22, S 32 L, S 48

° Light fixture slightly exceeds UGR value.

Technical data

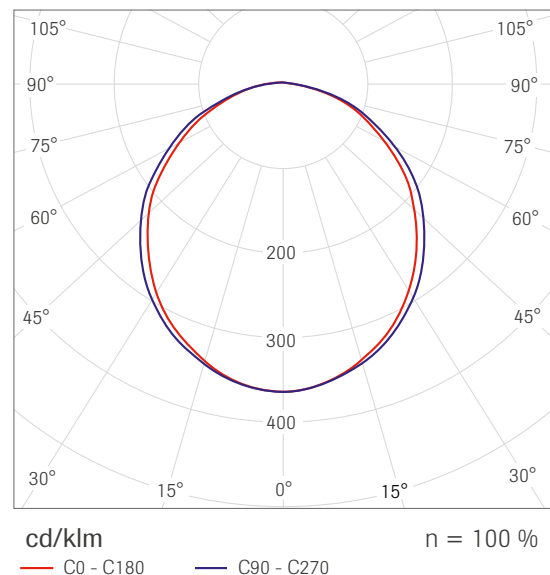
Description	Lifetime LED	
OWA no.	Lifetime LED	Lifetime LED
Part no.	00075161	00076277
Input voltage	220 - 240 V, 50 - 60 Hz	220 - 240 V, 50 - 60 Hz
Power consumption	35 W	35 W
Dimensions approx. (L x W x H)	1197 x 297 x 75 mm (105 mm incl. mounting kit)	1247 x 309.5 x 75 mm (105 mm incl. mounting kit)
Grid dimensions (L x W)	1200 x 300 mm	1250 x 312.5 mm
Luminous flux	3000 lm at 350 mA	3000 lm at 350 mA
Colour temperature	4000 K	4000 K
Weight	Approx. 5.7 kg/fixture	Approx. 5.7 kg/fixture
Ambient temperature	+5 °C to +35 °C	+5 °C to +35 °C
Colour rendering index (CRI)	> 80	> 80
Protection rating	IP 20	IP 20
Protection class	Class I	Class I
Integrated power supply unit	Total height incl. control gear 75 mm	Total height incl. control gear 75 mm
Service life	50000 hours / L70	50000 hours / L70
Warranty	2 years	2 years
Dimming	DALI dimmable	DALI dimmable

Diagram



Light calculation and light curve

Glare rating according to UGR											
v ceiling	70	70	50	50	30	70	70	50	50	30	
v walls	50	30	50	30	30	50	30	50	30	30	
v floor	20	20	20	20	20	20	20	20	20	20	
Room size		Viewing direction at right angles to lamp axis					Viewing direction parallel to lamp axis				
X	Y										
2H	2H	17.9	19.2	18.2	19.4	19.7	18.3	19.7	18.6	19.9	20.1
	3H	19.6	20.8	20.0	21.1	21.4	20.2	21.4	20.5	21.7	21.9
	4H	20.3	21.4	20.6	21.7	22.0	20.9	22.0	21.2	22.3	22.6
	6H	20.8	21.8	21.1	22.1	22.4	21.3	22.4	21.7	22.7	23.0
	8H	20.9	21.9	21.2	22.2	22.5	21.5	22.5	21.8	22.8	23.1
4H	12H	20.9	21.9	21.3	22.2	22.6	21.5	22.5	21.9	22.8	23.2
	2H	18.5	19.7	18.9	19.9	20.2	18.9	20.0	19.2	20.3	20.6
	3H	20.5	21.4	20.8	21.7	22.1	20.9	21.9	21.3	22.2	22.5
	4H	21.3	22.1	21.6	22.5	22.8	21.7	22.6	22.1	22.9	23.3
	6H	21.9	22.6	22.3	23.0	23.4	22.4	23.1	22.8	23.5	23.9
8H	8H	22.0	22.7	22.5	23.1	23.5	22.6	23.3	23.0	23.7	24.1
	12H	22.2	22.8	22.6	23.2	23.6	22.7	23.3	23.1	23.7	24.2
	4H	21.6	22.3	22.0	22.7	23.1	22.0	22.7	22.5	23.1	23.5
	6H	22.3	22.9	22.8	23.3	23.7	22.8	23.3	23.2	23.8	24.2
	8H	22.6	23.1	23.0	23.5	24.0	23.0	23.5	23.5	24.0	24.5
12H	12H	22.7	23.2	23.2	23.6	24.1	23.2	23.7	23.7	24.1	24.6
	4H	21.6	22.2	22.1	22.6	23.1	22.0	22.7	22.5	23.1	23.5
	6H	22.4	22.9	22.9	23.3	23.8	22.8	23.3	23.3	23.8	24.2
8H	22.7	23.1	23.2	23.6	24.1	23.1	23.5	23.6	24.0	24.5	
Variation of the observer position for the luminaire distances S											
S = 1.0H	+0.1 / -0.1					+0.1 / -0.1					
S = 1.5H	+0.3 / -0.4					+0.2 / -0.4					
S = 2.0H	+0.4 / -0.8					+0.4 / -0.7					
Standard table	BK06					BK06					
Correction summand	1.7					2.1					
Corrected glare indices referring to 2980 lm total luminous flux											



Detail images








A fitting combination

OWAconsult collection

There's a bright new addition to suspended ceiling systems: LED lights and linear profiles. These fixtures are available in a variety of sizes and lengths. They can be easily inserted or installed in existing suspended ceiling systems or new ceilings to preserve the ceilings' overall uniform appearance. The benefits are a functional, unobtrusive look with high light output and low energy consumption.

Corpus Q1 (4000 K)

Luminaire body LED light as a pendant with wire suspension

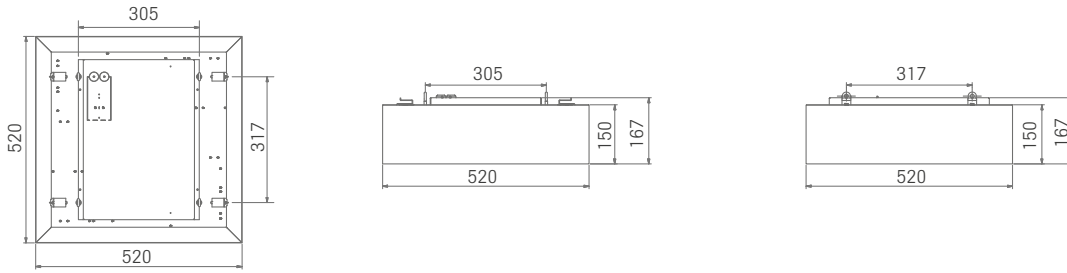
Application areas Office space without workstations, schools, public buildings where energy efficiency is important

Combinable system Corpus

Technical data

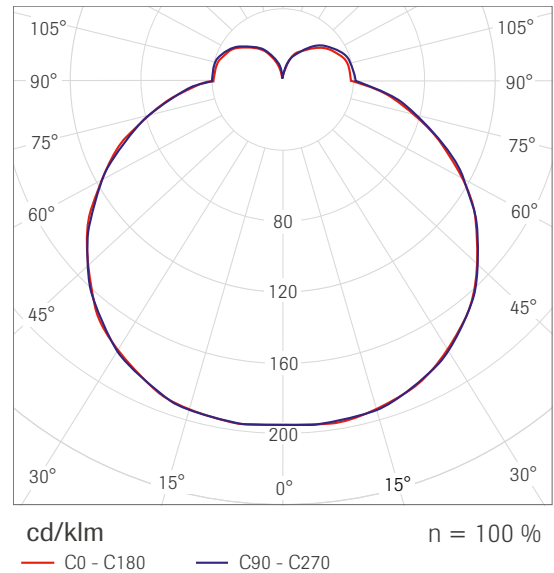
Description	Corpus Q1
OWA no.	Corpus Q1
Part no.	00079698
Input voltage	220 - 240 V, 50 - 60 Hz, DC
Power consumption	92 W
Dimensions approx. (L x W x H)	520 x 520 x 150 mm
Luminous flux	Approx. 10700 lm at 420 mA
Colour temperature	4000 K
Weight	Approx. 9 kg/fixture
Ambient temperature	+5 °C to +35 °C
Colour rendering index (Ra)	> 80
Protection rating	IP 20
Protection class	Class I
Integrated power supply unit	Total height incl. control gear 167 mm
Service life	50.000 hours / L70
Warranty	2 years
Dimmung	DALI dimmbar

Diagram






Light calculation and light curve

Glare rating according to UGR											
v ceiling	70	70	50	50	30	70	70	50	50	30	
v walls	50	30	50	30	30	50	30	50	30	30	
v floor	20	20	20	20	20	20	20	20	20	20	
Room size		Viewing direction at right angles to lamp axis					Viewing direction parallel to lamp axis				
X	Y										
2H	2H	17.4	18.5	18.0	19.1	19.8	17.4	18.6	18.0	19.2	19.8
	3H	19.4	20.5	20.1	21.1	21.8	19.5	20.5	20.1	21.2	21.9
	4H	20.3	21.3	21.0	22.0	22.7	20.4	21.4	21.0	22.0	22.7
	6H	21.1	22.0	21.8	22.7	23.5	21.2	22.1	21.8	22.8	23.5
	8H	21.5	22.4	22.1	23.0	23.8	21.5	22.4	22.2	23.1	23.9
4H	12H	21.8	22.6	22.4	23.3	24.1	21.8	22.7	22.5	23.4	24.2
	2H	18.0	19.0	18.6	19.6	20.3	18.0	19.0	18.6	19.6	20.4
	3H	20.3	21.1	21.0	21.8	22.6	20.3	21.2	21.0	21.8	22.6
	4H	21.3	22.1	22.0	22.8	23.6	21.4	22.1	22.1	22.8	23.7
	6H	22.3	23.0	23.0	23.7	24.5	22.4	23.0	23.1	23.8	24.6
8H	8H	22.7	23.4	23.5	24.1	25.0	22.8	23.4	23.5	24.2	25.0
	12H	23.1	23.7	23.9	24.4	25.3	23.2	23.8	23.9	24.5	25.4
	4H	21.7	22.4	22.5	23.1	24.0	21.8	22.4	22.5	23.1	24.0
	6H	22.9	23.5	23.7	24.2	25.1	23.0	23.5	23.7	24.3	25.2
	8H	23.5	24.0	24.3	24.7	25.7	23.6	24.0	24.3	24.8	25.7
12H	12H	24.0	24.5	24.8	25.2	26.2	24.1	24.5	24.9	25.3	26.2
	4H	21.8	22.4	22.5	23.1	24.0	21.8	22.4	22.6	23.1	24.0
	6H	23.1	23.5	23.8	24.3	25.2	23.1	23.6	23.9	24.3	25.3
8H	23.7	24.1	24.5	24.9	25.8	23.8	24.2	24.6	25.0	25.9	
Variation of the observer position for the luminaire distances S											
S = 1.0H	+0.1 / -0.1					+0.1 / -0.1					
S = 1.5H	+0.2 / -0.2					+0.2 / -0.2					
S = 2.0H	+0.3 / -0.5					+0.3 / -0.5					
Standard table	BK08					BK08					
Correction summand	-0.8					-0.7					
Corrected glare indices referring to 10754 lm total luminous flux											



Detail images



Corpus Q2 (4000 K)

Luminaire body LED light as a pendant with wire suspension

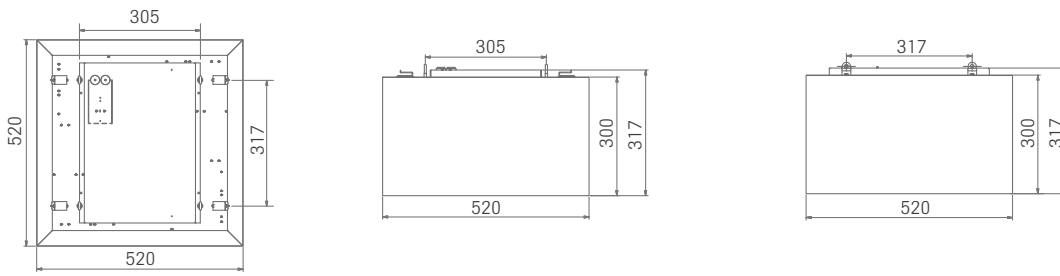
Application areas Office space without workstations, schools, public buildings where energy efficiency is important

Combinable system Corpus

Technical data

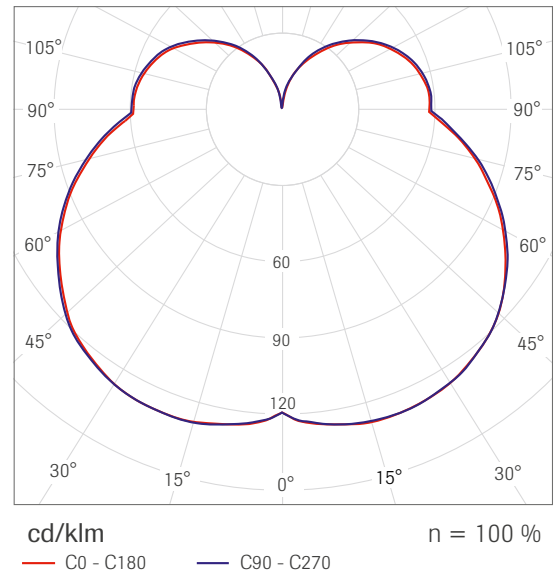
Description	Corpus Q2
OWA no.	Corpus Q2
Part no.	00079699
Input voltage	220 - 240 V, 50 - 60 Hz, DC
Power consumption	92 W
Dimensions approx. (L x W x H)	520 x 520 x 300 mm
Luminous flux	Approx. 11400 lm at 420 mA
Colour temperature	4000 K
Weight	Approx. 11 kg/fixture
Ambient temperature	+5 °C to +35 °C
Colour rendering index (Ra)	> 80
Protection rating	IP 20
Protection class	Class I
Integrated power supply unit	Total height incl. control gear 317 mm
Service life	50.000 hours / L70
Warranty	2 years
Dimmung	DALI dimmbar

Diagram




Light calculation and light curve

Glare rating according to UGR											
v ceiling	70	70	50	50	30	70	70	50	50	30	
v walls	50	30	50	30	30	50	30	50	30	30	
v floor	20	20	20	20	20	20	20	20	20	20	
Room size		Viewing direction at right angles to lamp axis					Viewing direction parallel to lamp axis				
X	Y										
2H	2H	15.3	16.4	16.0	17.1	18.0	15.3	16.4	16.0	17.1	18.0
	3H	17.5	18.5	18.3	19.3	20.2	17.6	18.6	18.3	19.4	20.3
	4H	18.6	19.5	19.3	20.3	21.2	18.6	19.6	19.4	20.4	21.3
	6H	19.6	20.4	20.3	21.2	22.2	19.6	20.5	20.4	21.3	22.3
	8H	20.0	20.9	20.8	21.6	22.6	20.1	20.9	20.9	21.7	22.7
4H	12H	20.4	21.2	21.2	22.1	23.0	20.5	21.3	21.3	22.1	23.1
	2H	15.9	16.9	16.7	17.6	18.6	16.0	16.9	16.7	17.7	18.6
	3H	18.5	19.3	19.3	20.1	21.1	18.5	19.3	19.3	20.1	21.1
	4H	19.7	20.4	20.5	21.2	22.2	19.7	20.5	20.5	21.3	22.3
	6H	20.8	21.5	21.7	22.3	23.4	20.9	21.5	21.7	22.4	23.4
8H	8H	21.4	22.0	22.2	22.8	23.9	21.4	22.0	22.3	22.9	23.9
	12H	21.9	22.4	22.7	23.3	24.4	22.0	22.5	22.8	23.4	24.4
	4H	20.2	20.8	21.0	21.6	22.7	20.2	20.8	21.0	21.7	22.7
	6H	21.6	22.1	22.4	22.9	24.0	21.6	22.1	22.5	23.0	24.1
	8H	22.2	22.7	23.1	23.6	24.7	22.3	22.8	23.2	23.6	24.7
12H	12H	22.9	23.3	23.8	24.2	25.3	23.0	23.4	23.9	24.3	25.4
	4H	20.2	20.8	21.1	21.6	22.7	20.3	20.8	21.1	21.7	22.8
	6H	21.7	22.2	22.6	23.1	24.2	21.8	22.2	22.7	23.1	24.2
8H	22.5	22.9	23.4	23.8	24.9	22.6	23.0	23.5	23.9	25.0	
Variation of the observer position for the luminaire distances S											
S = 1.0H		+0.1 / -0.1				+0.1 / -0.1					
S = 1.5H		+0.2 / -0.2				+0.2 / -0.2					
S = 2.0H		+0.3 / -0.4				+0.3 / -0.4					
Standard table		BK10				BK10					
Correction summand		-1.3				-1.2					
Corrected glare indices referring to 11462 lm total luminous flux											



Detail images



Corpus Q1 (tunable white)

Luminaire body LED light as a pendant with wire suspension

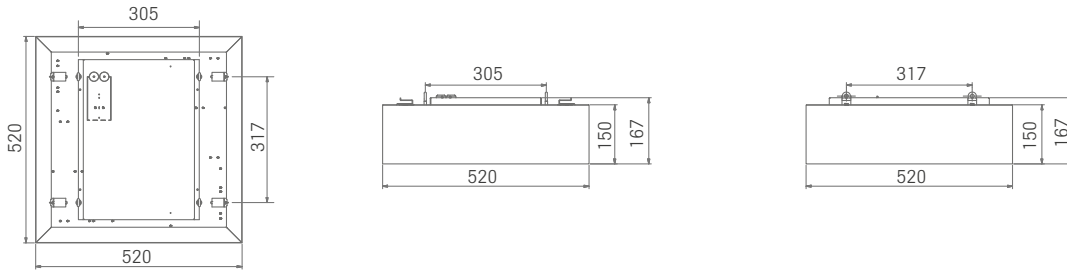
Application areas Office space without workstations, schools, public buildings where energy efficiency is important

Combinable system Corpus

Technical data

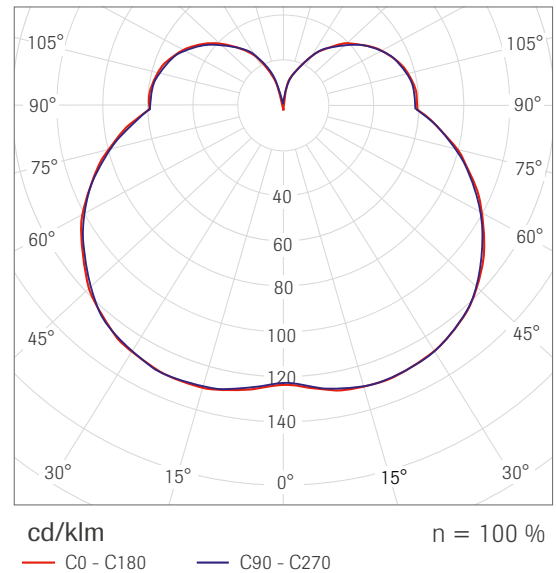
Description	Corpus Q1
OWA no.	Corpus Q1
Part no.	00079700
Input voltage	220 - 240 V, 50 - 60 Hz, DC
Power consumption	53 W
Dimensions approx. (L x W x H)	520 x 520 x 150 mm
Luminous flux	Approx. 5700 lm at 700 mA
Colour temperature	Tunable white
Weight	Approx. 9 kg/fixture
Ambient temperature	+5 °C to +35 °C
Colour rendering index (Ra)	> 80
Protection rating	IP 20
Protection class	Class I
Integrated power supply unit	Total height incl. control gear 167 mm
Service life	50.000 hours / L70
Warranty	2 years
Dimmung	DALI dimmbar

Diagram






Light calculation and light curve

Glare rating according to UGR											
v ceiling	70	70	50	50	30	70	70	50	50	30	
v walls	50	30	50	30	30	50	30	50	30	30	
v floor	20	20	20	20	20	20	20	20	20	20	
Raumgröße		Viewing direction at right angles to lamp axis					Viewing direction parallel to lamp axis				
X	Y										
2H	2H	14,0	15,1	14,7	15,8	16,7	14,0	15,1	14,7	15,8	16,7
	3H	16,4	17,4	17,1	18,2	19,1	16,4	17,4	17,1	18,1	19,0
	4H	17,5	18,5	18,3	19,2	20,2	17,5	18,4	18,2	19,2	20,1
	6H	18,6	19,5	19,4	20,3	21,3	18,6	19,5	19,4	20,2	21,2
	8H	19,1	20,0	19,9	20,8	21,8	19,1	19,9	19,9	20,7	21,7
4H	12H	19,6	20,5	20,4	21,3	22,2	19,6	20,4	20,4	21,2	22,2
	2H	14,7	15,7	15,5	16,4	17,4	14,7	15,6	15,5	16,4	17,3
	3H	17,4	18,2	18,2	19,0	20,0	17,4	18,2	18,1	19,0	20,0
	4H	18,7	19,4	19,5	20,2	21,2	18,7	19,4	19,5	20,2	21,2
	6H	20,0	20,6	20,8	21,4	22,5	19,9	20,6	20,7	21,4	22,4
8H	8H	20,6	21,2	21,4	22,0	23,1	20,5	21,1	21,4	22,0	23,0
	12H	21,2	21,7	22,0	22,6	23,6	21,1	21,7	22,0	22,5	23,6
	4H	19,2	19,8	20,0	20,7	21,7	19,2	19,8	20,0	20,6	21,7
	6H	20,7	21,2	21,6	22,1	23,2	20,7	21,2	21,6	22,1	23,2
	8H	21,5	21,9	22,4	22,8	23,9	21,5	21,9	22,3	22,8	23,9
12H	12H	22,3	22,7	23,2	23,6	24,7	22,2	22,6	23,1	23,5	24,6
	4H	19,3	19,9	20,2	20,7	21,8	19,3	19,8	20,1	20,7	21,8
	6H	20,9	21,4	21,8	22,3	23,4	20,9	21,3	21,8	22,2	23,3
8H	21,8	22,2	22,7	23,1	24,2	21,8	22,1	22,6	23,0	24,2	
Variation of the observer position for the luminaire distances S											
S = 1,0H		+0,1 / -0,1					+0,1 / -0,1				
S = 1,5H		+0,2 / -0,2					+0,2 / -0,2				
S = 2,0H		+0,3 / -0,4					+0,3 / -0,4				
Standard table		BK10					BK10				
Correction summand		0,2					0,2				
Corrected glare indices referring to 5742 lm total luminous flux											



Detail images



Corpus Q2 (tunable white)

Luminaire body LED light as a pendant with wire suspension

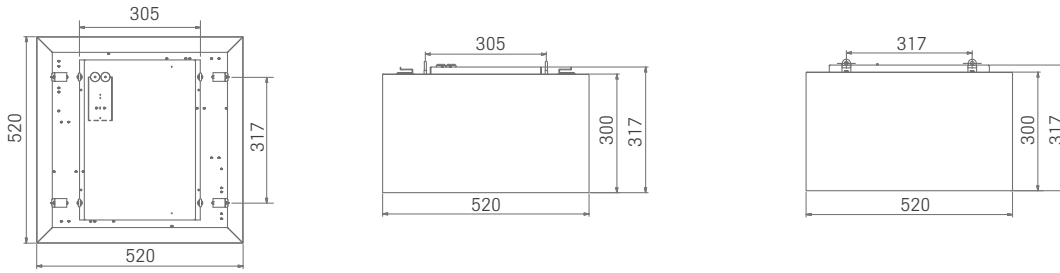
Application areas Office space without workstations, schools, public buildings where energy efficiency is important

Combinable system Corpus

Technical data

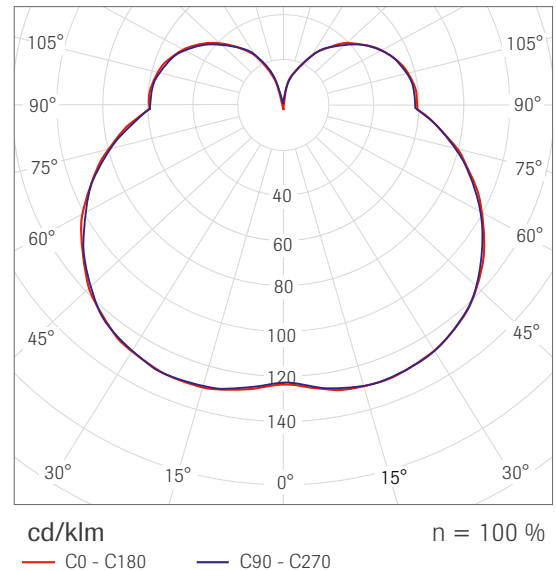
Description	Corpus Q2
OWA no.	Corpus Q2
Part no.	00079701
Input voltage	220 - 240 V, 50 - 60 Hz, DC
Power consumption	53 W
Dimensions approx. (L x W x H)	520 x 520 x 300 mm
Luminous flux	Approx. 6100 lm at 700 mA
Colour temperature	Tunable white
Weight	Approx. 11 kg/fixture
Ambient temperature	+5 °C to +35 °C
Colour rendering index (Ra)	> 80
Protection rating	IP 20
Protection class	Class I
Integrated power supply unit	Total height incl. control gear 317 mm
Service life	50.000 hours / L70
Warranty	2 years
Dimmung	DALI dimmbar

Diagram




Light calculation and light curve

Glare rating according to UGR												
v ceiling	70	70	50	50	30	70	70	50	50	30		
v walls	50	30	50	30	30	50	30	50	30	30		
v floor	20	20	20	20	20	20	20	20	20	20		
Room size		Viewing direction at right angles to lamp axis					Viewing direction parallel to lamp axis					
X	Y											
2H	2H	13.2	14.3	13.9	15.0	15.9	13.1	14.2	13.9	15.0	15.9	
	3H	15.4	16.4	16.2	17.2	18.1	15.4	16.4	16.2	17.2	18.1	
	4H	16.5	17.4	17.2	18.2	19.1	16.4	17.4	17.2	18.2	19.1	
	6H	17.5	18.4	18.3	19.1	20.1	17.4	18.3	18.2	19.1	20.1	
	8H	17.9	18.8	18.7	19.6	20.5	17.9	18.7	18.7	19.5	20.5	
	12H	18.4	19.2	19.2	20.2	21.0	18.3	19.1	19.1	19.9	20.9	
4H	2H	13.8	14.8	14.6	15.5	16.5	13.8	14.7	14.6	15.5	16.5	
	3H	16.3	17.2	17.1	18.0	18.9	16.3	17.1	17.1	17.9	18.9	
	4H	17.6	18.3	18.4	19.1	20.1	17.5	18.3	18.4	19.1	20.1	
	6H	18.7	19.4	19.6	20.2	21.3	18.7	19.3	19.5	20.2	21.2	
	8H	19.3	19.9	20.1	20.7	21.8	19.2	19.8	20.1	20.7	21.7	
	12H	19.8	20.4	20.7	21.2	22.3	19.8	20.3	20.6	21.2	22.2	
8H	4H	18.0	18.6	18.9	19.5	20.5	18.0	18.6	18.8	19.5	20.5	
	6H	19.4	19.9	20.3	20.8	21.9	19.4	19.9	20.3	20.8	21.9	
	8H	20.1	20.6	21.0	21.5	22.6	20.1	20.6	21.0	21.4	22.5	
	12H	20.8	21.2	21.7	22.1	23.2	20.8	21.2	21.7	22.1	23.2	
	12H	4H	18.1	18.7	19.0	19.5	20.6	18.1	18.6	18.9	19.5	20.6
		6H	19.6	20.1	20.5	20.9	22.0	19.6	20.0	20.5	20.9	22.0
8H		20.4	20.8	21.3	21.7	22.8	20.4	20.8	21.3	21.7	22.8	
Variation of the observer position for the luminaire distances S												
S = 1.0H		+0.1 / -0.1				+0.1 / -0.1						
S = 1.5H		+0.2 / -0.2				+0.2 / -0.2						
S = 2.0H		+0.3 / -0.4				+0.3 / -0.4						
Standard table		BK10				BK10						
Correction summand		-1.2				-1.3						
Corrected glare indices referring to 6168 lm total luminous flux												



Detail images



OWAlight 1 and 2

Luminaire body	LED linear profile completely integrated into the cross tee of the S 15b OWAline ceiling system, white metal profile, light delivered through opal acrylic glass strips, highly efficient light unit installed flush with the ceiling, not visible to the eye when switched off, rails delivered ready to plug in, with 2000 mm connection cables
Application areas	Office space without workstations, schools, public buildings where energy efficiency is important
Combinable system	S 15b OWAline

Technical data

Description	OWAlight 1	OWAlight 2
OWA no.	OWAlight 1	OWAlight 2
Part no.	00072860	00072861
Input voltage	24 V/DC	24 V/DC
Power consumption	12 W	12 W
Module length	600 mm	1200 mm with central slot
LED strip length	600 mm	600 mm
Dimensions approx. (L x H x W)	600 x 38 x 14.3 mm	1200 x 38 x 14.3 mm
Luminous flux	680 lm	680 lm
Colour temperature	4000 K	4000 K
Weight	Approx. 380 g/fixture	Approx. 610 g/fixture
Ambient temperature	-20 °C to +40 °C	-20 °C to +40 °C
Colour rendering index (Ra)	> 80	> 80
Protection rating	IP 20	IP 20
Protection class	Class III	Class III
Service life	40000 hours / L70	40000 hours / L70
Warranty	2 years	2 years
Dimming	DALI dimmable	DALI dimmable

OWAlight 1 and 2 light rails are fitted in the S 15b OWAline system instead of the no. 3512 and no. 3514 cross tees. This allows square or rectangular clear grids to be produced in the ceiling grid. Individual rails can also be installed parallel or offset. The light rails are delivered ready to plug in and can be easily connected to the transformer using the multiple plug. Extension cables can be used between the OWAlight and the multiple plug if required.

Accessories

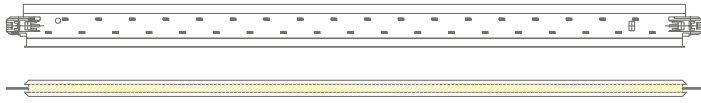
- extension cable with plug and socket, cable length: 2000 mm
- multi-plug, 6-pole, cable length: 2000 mm
- 100 W transformer, designed for 1 pce multiple plug with 6 connections
- 240 W transformer, designed for 3 pce multiple plug with 6 connections

Accessories should be ordered separately based on the installation requirements.

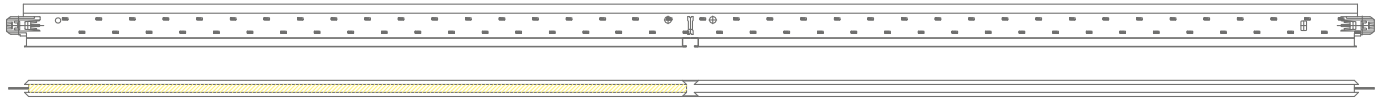
For accessories, see OWAconsult collection price list 1001 and S 15b OWAline system brochure

Diagram

OWAlight 1, profile length 600 mm, LED strip 600 mm, 12 W, with 1 connection cable

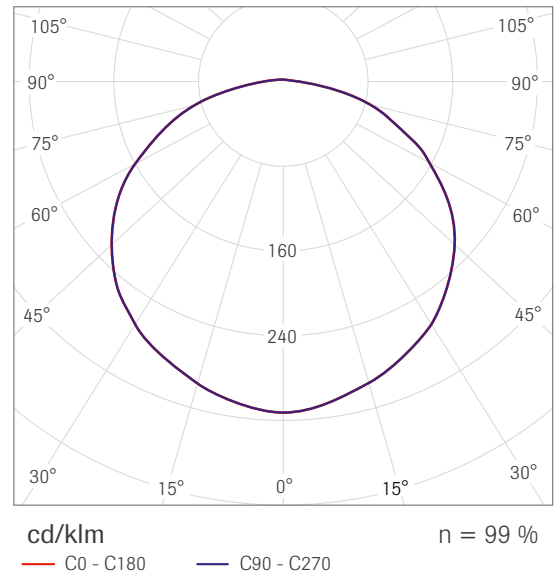


OWAlight 2, profile length 1200 mm, LED strip 600 mm, 12 W, with 1 connection cable



Light calculation and light curve

Glare rating according to UGR											
v ceiling	70	70	50	50	30	70	70	50	50	30	
v walls	50	30	50	30	30	50	30	50	30	30	
v floor	20	20	20	20	20	20	20	20	20	20	
Room size		Viewing direction at right angles to lamp axis					Viewing direction parallel to lamp axis				
X	Y										
2H	2H	26.4	27.8	26.7	28.1	28.3	26.4	27.8	26.7	28.1	28.3
	3H	28.4	29.7	28.8	30.0	30.2	28.4	29.7	28.8	30.0	30.2
	4H	29.2	30.4	29.6	30.7	31.0	29.2	30.4	29.6	30.7	31.0
	6H	29.8	30.9	30.2	31.2	31.5	29.8	30.9	30.2	31.2	31.5
	8H	30.0	31.1	30.4	31.4	31.7	30.0	31.1	30.4	31.4	31.7
4H	12H	30.2	31.2	30.6	31.5	31.9	30.2	31.2	30.6	31.5	31.9
	2H	27.1	28.3	27.4	28.6	28.9	27.1	28.3	27.4	28.6	28.9
	3H	29.3	30.3	29.7	30.6	31.0	29.3	30.3	29.7	30.6	31.0
	4H	30.2	31.1	30.6	31.5	31.9	30.2	31.1	30.6	31.5	31.9
	6H	31.0	31.8	31.4	32.2	32.6	31.0	31.8	31.4	32.2	32.6
8H	12H	31.3	32.0	31.7	32.4	32.8	31.3	32.0	31.7	32.4	32.8
	4H	30.6	31.3	31.0	31.7	32.1	30.6	31.3	31.0	31.7	32.1
	6H	31.5	32.1	32.0	32.5	33.0	31.5	32.1	32.0	32.5	33.0
	8H	31.9	32.4	32.4	32.9	33.3	31.9	32.4	32.4	32.9	33.3
	12H	32.2	32.6	32.7	33.1	33.6	32.2	32.6	32.7	33.1	33.6
12H	4H	30.6	31.3	31.1	31.7	32.1	30.6	31.3	31.1	31.7	32.1
	6H	31.6	32.1	32.1	32.6	33.0	31.6	32.1	32.1	32.6	33.0
	8H	32.0	32.5	32.5	32.9	33.4	32.0	32.5	32.5	32.9	33.4
	Variation of the observer position for the luminaire distances S										
	S = 1.0H	+0.1 / -0.1					+0.1 / -0.1				
S = 1.5H	+0.2 / -0.3					+0.2 / -0.3					
S = 2.0H	+0.3 / -0.5					+0.3 / -0.5					
Standard table	BK07					BK07					
Correction summand	16.3					16.3					
Corrected glare indices referring to 680 lm total luminous flux											



Detail images



OWAlight 3 and 3a

Luminaire body LED linear profile completely integrated into the cross tee of the S 15b OWAline ceiling system, white metal profile, light delivered through opal acrylic glass strips, highly efficient light unit installed flush with the ceiling, not visible to the eye when switched off, rails delivered ready to plug in, with 2000 mm connection cables

Application areas Office space without workstations, schools, public buildings where energy efficiency is important

Combinable system S 15b OWAline

Technical data

Description	OWAlight 3	OWAlight 3a
OWA no.	OWAlight 3	OWAlight 3a
Part no.	00072862	00072863
Input voltage	24 V/DC	24 V/DC
Power consumption	24 W	24 W
Module length	1200 mm with central slot	1200 mm without central slot
LED strip length	1200 mm	1200 mm
Dimensions approx. (L x H x W)	1200 x 38 x 14.3 mm	1200 x 38 x 14.3 mm
Luminous flux	1350 lm	1350 lm
Colour temperature	4000 K	4000 K
Weight	Approx. 760 g/fixture	Approx. 760 g/fixture
Ambient temperature	-20 °C to +40 °C	-20 °C to +40 °C
Colour rendering index (Ra)	> 80	> 80
Protection rating	IP 20	IP 20
Protection class	Class III	Class III
Service life	40000 hours / L70	40000 hours / L70
Warranty	2 years	2 years
Dimming	DALI dimmable	DALI dimmable

OWAlight 3 and 3a light rails are installed in the S 15b OWAline system instead of the no. 3514/no. 3524 cross tees. This allows square or rectangular clear grids to be produced in the ceiling grid. Individual rails can also be installed parallel or offset. The light rails are delivered ready to plug in and can be easily connected to the transformer using the multiple plug. Extension cables can be used between the OWAlight and the multiple plug if required.

Accessories

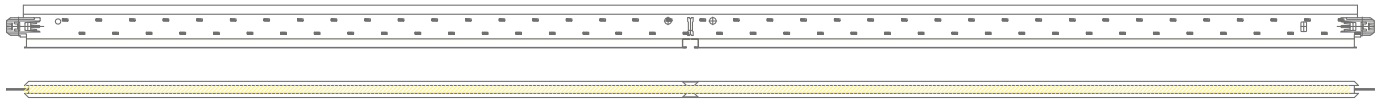
- extension cable with plug and socket, cable length: 2000 mm
- multi-plug, 6-pole, cable length: 2000 mm
- 100 W transformer, designed for 1 pce multiple plug with 6 connections
- 240 W transformer, designed for 3 pce multiple plug with 6 connections

Accessories should be ordered separately based on the installation requirements.

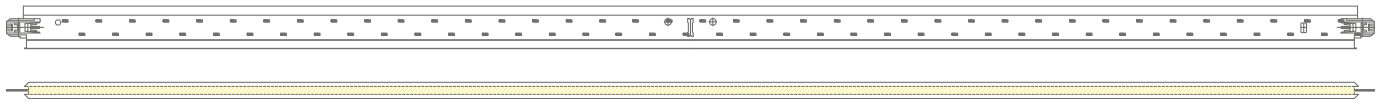
For accessories, see OWAconsult collection price list 1001 and S 15b OWAline system brochure.

Diagram

OWAlight 3, profile length 1200 mm, LED strip 1200 mm, with central slot, 24 W, with 2 connection cables

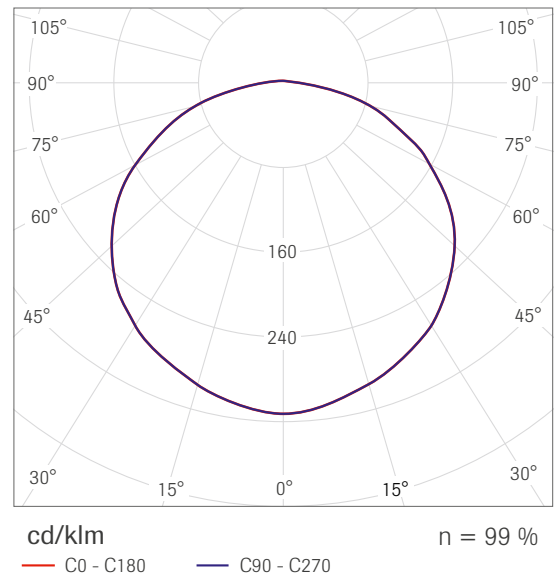


OWAlight 3a, profile length 1200 mm, LED strip 1200 mm, no central slot, 24 W, with 2 connection cables



Light calculation and light curve

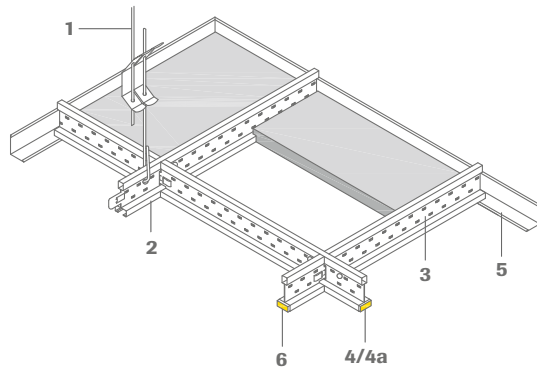
Glare rating according to UGR											
v ceiling		70	70	50	50	30	70	70	50	50	30
v walls		50	30	50	30	30	50	30	50	30	30
v floor		20	20	20	20	20	20	20	20	20	20
Room size		Viewing direction at right angles to lamp axis					Viewing direction parallel to lamp axis				
X	Y										
2H	2H	26.4	27.8	26.7	28.0	28.2	26.4	27.8	26.7	28.0	28.2
	3H	28.4	29.6	28.7	29.9	30.2	28.4	29.6	28.7	29.9	30.2
	4H	29.1	30.3	29.5	30.6	30.9	29.1	30.3	29.5	30.6	30.9
	6H	29.7	30.9	30.1	31.2	31.5	29.7	30.9	30.1	31.2	31.5
	8H	30.0	31.0	30.3	31.3	31.7	30.0	31.0	30.3	31.3	31.7
4H	12H	30.1	31.1	30.5	31.5	31.8	30.1	31.1	30.5	31.5	31.8
	2H	27.0	28.2	27.4	28.5	28.8	27.0	28.2	27.4	28.5	28.8
	3H	29.2	30.3	29.6	30.6	30.9	29.2	30.3	29.6	30.6	30.9
	4H	30.2	31.1	30.6	31.4	31.8	30.2	31.1	30.6	31.4	31.8
	6H	30.9	31.7	31.3	32.1	32.5	30.9	31.7	31.3	32.1	32.5
8H	12H	31.2	31.9	31.6	32.3	32.7	31.2	31.9	31.6	32.3	32.7
	4H	31.4	32.1	31.8	32.5	32.9	31.4	32.1	31.8	32.5	32.9
	6H	30.5	31.2	30.9	31.6	32.1	30.5	31.2	30.9	31.6	32.1
	8H	31.4	32.0	31.9	32.5	32.9	31.4	32.0	31.9	32.5	32.9
	12H	31.8	32.3	32.3	32.8	33.3	31.8	32.3	32.3	32.8	33.3
12H	4H	32.1	32.6	32.6	33.0	33.5	32.1	32.6	32.6	33.0	33.5
	6H	30.6	31.2	31.0	31.6	32.1	30.6	31.2	31.0	31.6	32.1
	8H	31.5	32.1	32.0	32.5	33.0	31.5	32.1	32.0	32.5	33.0
8H	32.0	32.4	32.4	32.9	33.4	32.0	32.4	32.4	32.9	33.4	
Variation of the observer position for the luminaire distances S											
S = 1.0H		+0.1 / -0.1					+0.1 / -0.1				
S = 1.5H		+0.2 / -0.3					+0.2 / -0.3				
S = 2.0H		+0.3 / -0.5					+0.3 / -0.5				
Standard table		BK07					BK07				
Correction summand		13.9					13.9				
Corrected glare indices referring to 1350 lm total luminous flux											



Detail images



OWAlight in S 15b OWAline

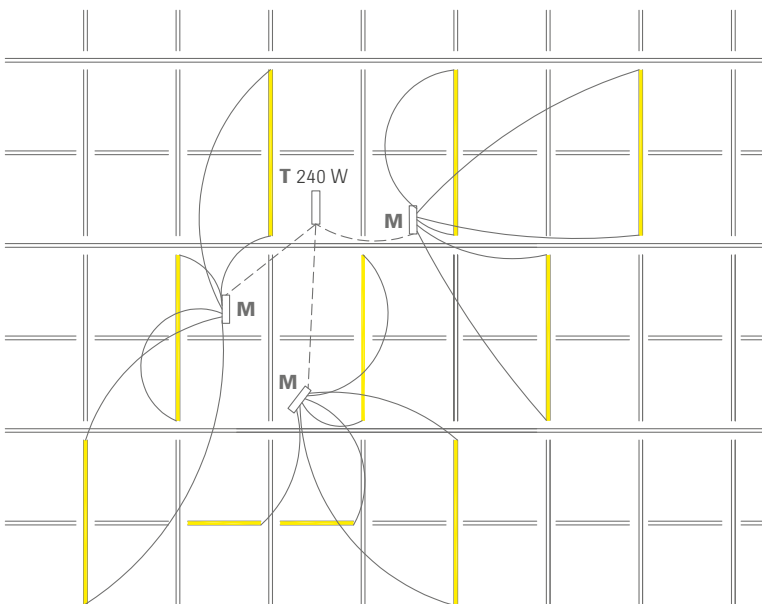


- 1 Adjustable hanger no. 12/30/2
- 2 Support profile no. 3500, slot pattern all 600 mm or support profile no. 3501, slot pattern all 1200 mm
- 3 Cross tee no. 3512, length 600 mm, cross tee no. 3514, length 1200 mm with central slot or cross tee no. 3524, length 1200 mm without central slot
- 4 OWAlight 2 or OWAlight 3
- 4a OWAlight 3a
- 5 Wall profile no. 51/32G or wall profile no. 1456 (installation with whole tiles)
- 6 OWAlight 1

See S 15b OWAline system brochure for further details



Installation examples for S 15b OWAline system combined with OWAlight

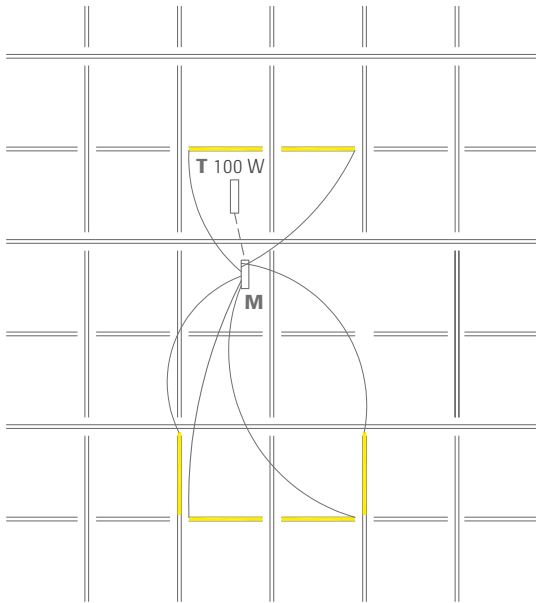


- T** = 240 W transformer 1 pce
M = multiple plug 3 pcs

2 x OWAlight 1 with 12 watts/rail each with 1 connection cable	=	24 watts
8 x OWAlight 3 with 24 watts/rail each with 2 connection cables	=	192 watts
+ 10 % safety factor	=	22 watts

A 238 watt power supply is required

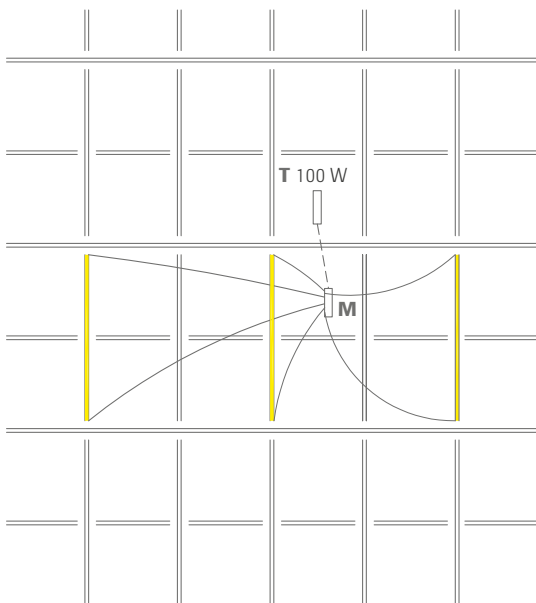
Installation examples for S 15b OWAline system combined with OWAlight



- T** = 100 W transformer 1 pce
- M** = multiple plug 1 pce

4 x OWAlight 1 with 12 watts/rail each with 1 connection cable = 48 watts
 2 x OWAlight 2 with 12 watts/rail each with 1 connection cable = 24 watts
 + 10 % safety factor = 8 watts


An 80 watt power supply is required



- T** = 100 W transformer 1 pce
- M** = multiple plug 1 pce

2 x OWAlight 3 with 24 watts/rail each with 2 connection cables = 72 watts
 + 10 % safety factor = 8 watts

An 80 watt power supply is required

Trapeze LED A (satin)

Luminaire body Lay-in LED light fixture, slim visible frame, white powder-coated housing, light delivered through opal acrylic glass pane, luminaire housing cannot be altered

Application areas Offices°, schools, public buildings where energy efficiency is important

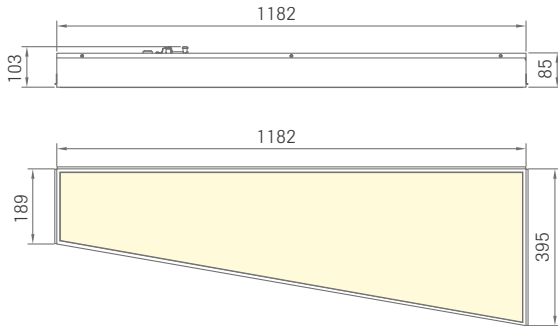
Combinable system S 15b OWAline

° Light fixture slightly exceeds UGR value.

Technical data

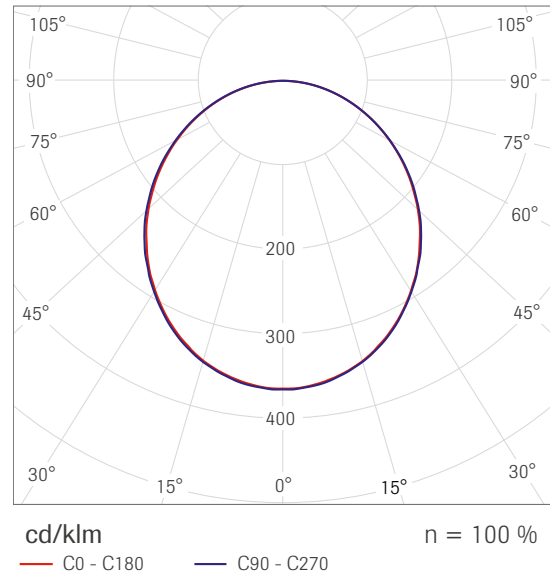
Description	Trapeze LED A	Trapeze LED A emergency luminaire
OWA no.	Trapeze LED A integrated luminaire	Trapeze LED A emergency luminaire
Part no.	00079770	00079772
Input voltage	220 - 240 V, 50 - 60 Hz, DC	220 - 240 V, 50 - 60 Hz, DC
Power consumption	35 W	38 W
Dimensions approx. (L x W x H)	1182 x 398/189 x 82 mm	1182 x 398/189 x 82 mm
Grid dimensions (L x W)	1200 x 400/200 mm	1200 x 400/200 mm
Luminous flux	3800 lm	3800 lm
Colour temperature	4000 K	4000 K
Weight	Approx. 6.5 kg/fixture	Approx. 8.4 kg/fixture
Ambient temperature	+5 °C to +35 °C	+5 °C to +35 °C
Colour rendering index (Ra)	> 80	> 80
Protection rating	IP 20	IP 20
Protection class	Class I	Class I
Emergency lighting duration	-	Battery EL 3h
Integrated power supply unit	Total height incl. control gear 103 mm	Total height incl. control gear 134 mm
Service life	50000 hours / L70	50000 hours / L70
Warranty	2 years	2 years
Dimming	DALI dimmable	DALI dimmable

Diagram




Light calculation and light curve


Glare rating according to UGR											
v ceiling		70	70	50	50	30	70	70	50	50	30
v walls		50	30	50	30	30	50	30	50	30	30
v floor		20	20	20	20	20	20	20	20	20	20
Room size		Viewing direction at right angles to lamp axis					Viewing direction parallel to lamp axis				
X	Y										
2H	2H	15.9	17.3	16.2	17.5	17.7	16.0	17.3	16.3	17.6	17.8
	3H	17.6	18.8	17.9	19.0	19.3	17.7	18.9	18.0	19.1	19.4
	4H	18.2	19.4	18.6	19.7	20.0	18.4	19.5	18.7	19.8	20.1
	6H	18.8	19.9	19.2	20.2	20.5	18.9	20.0	19.3	20.3	20.6
	8H	19.0	20.0	19.4	20.3	20.7	19.1	20.2	19.5	20.5	20.8
4H	12H	19.2	20.1	19.5	20.5	20.8	19.3	20.3	19.7	20.6	20.9
	2H	16.6	17.8	17.0	18.1	18.3	16.7	17.8	17.0	18.1	18.4
	3H	18.5	19.4	18.8	19.8	20.1	18.5	19.5	18.9	19.8	20.2
	4H	19.3	20.2	19.7	20.5	20.9	19.4	20.3	19.8	20.6	21.0
	6H	20.0	20.8	20.4	21.1	21.5	20.1	20.9	20.5	21.2	21.6
8H	8H	20.3	21.0	20.7	21.4	21.8	20.4	21.1	20.8	21.5	21.9
	12H	20.5	21.1	20.9	21.5	21.9	20.6	21.2	21.0	21.6	22.1
	4H	19.7	20.3	20.1	20.7	21.2	19.7	20.4	20.2	20.8	21.2
	6H	20.5	21.1	21.0	21.5	22.0	20.6	21.2	21.1	21.6	22.1
	8H	20.9	21.4	21.4	21.8	22.3	21.0	21.5	21.5	21.9	22.4
12H	12H	21.2	21.6	21.7	22.1	22.6	21.3	21.7	21.8	22.2	22.7
	4H	19.7	20.3	20.1	20.7	21.2	19.8	20.4	20.2	20.8	21.2
	6H	20.6	21.1	21.1	21.6	22.0	20.7	21.2	21.2	21.6	22.1
8H	21.0	21.4	21.5	21.9	22.4	21.1	21.5	21.6	22.0	22.5	
Variation of the observer position for the luminaire distances S											
S = 1.0H		+0.1 / -0.1					+0.1 / -0.1				
S = 1.5H		+0.2 / -0.3					+0.2 / -0.3				
S = 2.0H		+0.3 / -0.6					+0.3 / -0.6				
Standard table		BK06					BK07				
Correction summand		3.5					4.1				
Corrected glare indices referring to 3831 lm total luminous flux											



Detail images



Emergency luminaire



Trapeze LED A (micro prismatic)

Luminaire body Lay-in LED light fixture, slim visible frame, white powder-coated housing, light delivered through microprismatic acrylic glass pane, luminaire housing cannot be altered

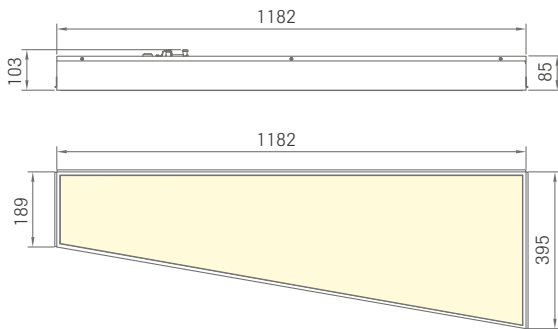
Application areas Offices, schools, public buildings where energy efficiency is important

Combinable system S 15b OWAline

Technical data

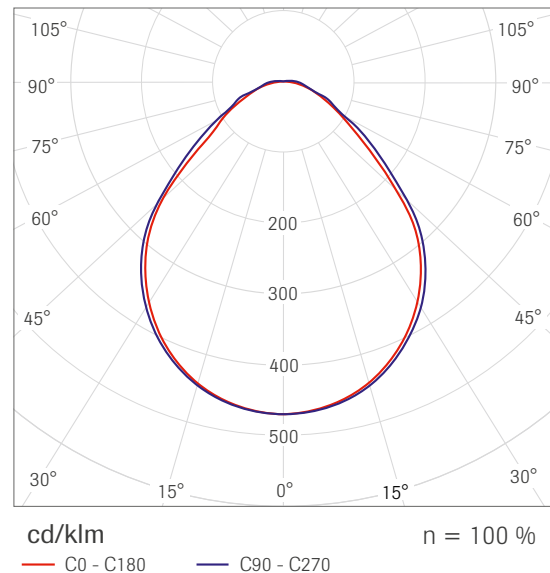
Description	Trapeze LED A
OWA no.	Trapeze LED A integrated luminaire
Part no.	00079771
Input voltage	220 - 240 V, 50 - 60 Hz, DC
Power consumption	35 W
Dimensions approx. (L x W x H)	1182 x 395/189 x 82 mm
Grid dimensions (L x W)	1200 x 400/200 mm
Luminous flux	3700 lm
Colour temperature	4000 K
Weight	Approx. 6.5 kg/fixture
Ambient temperature	+5 °C to +35 °C
Colour rendering index (Ra)	> 80
Protection rating	IP 20
Protection class	Class I
Emergency lighting duration	-
Integrated power supply unit	Total height incl. control gear 103 mm
Service life	50000 hours / L70
Warranty	2 years
Dimming	DALI dimmable

Diagram





Light calculation and light curve

Glare rating according to UGR											
v ceiling		70	70	50	50	30	70	70	50	50	30
v walls		50	30	50	30	30	50	30	50	30	30
v floor		20	20	20	20	20	20	20	20	20	20
Room size		Viewing direction at right angles to lamp axis					Viewing direction parallel to lamp axis				
X	Y										
2H	2H	14.3	15.4	14.6	15.6	15.9	14.5	15.6	14.8	15.9	16.1
	3H	15.0	16.0	15.3	16.3	16.5	15.3	16.3	15.6	16.6	16.8
	4H	15.3	16.3	15.7	16.6	16.8	15.7	16.7	16.0	16.9	17.2
	6H	15.6	16.5	16.0	16.8	17.1	16.1	17.0	16.5	17.3	17.6
	8H	15.7	16.6	16.1	16.9	17.2	16.3	17.2	16.6	17.5	17.8
4H	12H	15.8	16.6	16.2	17.0	17.3	16.4	17.3	16.8	17.6	17.9
	2H	14.6	15.6	14.9	15.9	16.1	14.8	15.8	15.1	16.1	16.3
	3H	15.5	16.4	15.9	16.7	17.0	15.8	16.6	16.1	16.9	17.2
	4H	16.1	16.8	16.5	17.1	17.5	16.3	17.0	16.7	17.4	17.7
	6H	16.5	17.2	17.0	17.5	17.9	16.9	17.5	17.3	17.9	18.3
8H	8H	16.7	17.3	17.1	17.7	18.1	17.1	17.7	17.5	18.1	18.5
	12H	16.9	17.4	17.3	17.8	18.2	17.3	17.9	17.8	18.3	18.7
	4H	16.3	16.9	16.7	17.3	17.7	16.5	17.1	16.9	17.5	17.9
	6H	17.0	17.4	17.4	17.9	18.3	17.2	17.7	17.6	18.1	18.5
	8H	17.2	17.7	17.7	18.1	18.6	17.5	17.9	18.0	18.4	18.8
12H	12H	17.5	17.8	18.0	18.3	18.8	17.8	18.1	18.3	18.6	19.1
	4H	16.3	16.8	16.7	17.2	17.7	16.5	17.0	17.0	17.4	17.9
	6H	17.0	17.4	17.5	17.9	18.4	17.3	17.7	17.7	18.1	18.6
8H	17.4	17.7	17.9	18.2	18.7	17.6	18.0	18.1	18.4	18.9	
Variation of the observer position for the luminaire distances S											
S = 1.0H		+0.4 / -0.5					+0.3 / -0.4				
S = 1.5H		+0.7 / -0.8					+0.6 / -0.9				
S = 2.0H		+1.3 / -1.4					+1.4 / -1.2				
Standard table		BK04					BK04				
Correction summand		-0.6					-0.3				
Corrected glare indices referring to 3734 lm total luminous flux											



Detail images



Emergency luminaire

Flexo LED 1 A

Luminaire body Lay-in LED light fixture, white powder-coated housing, slim visible frame, light delivered through opal acrylic glass pane, luminaire housing cannot be altered

Application areas Offices°, schools, public buildings where energy efficiency is important

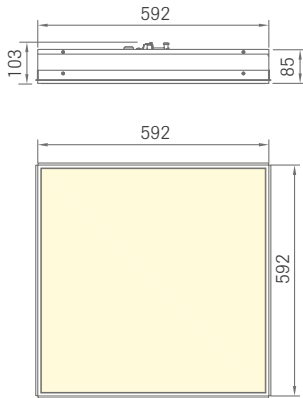
Combinable system S 15b OWAline

° Light fixture slightly exceeds UGR value.

Technical data

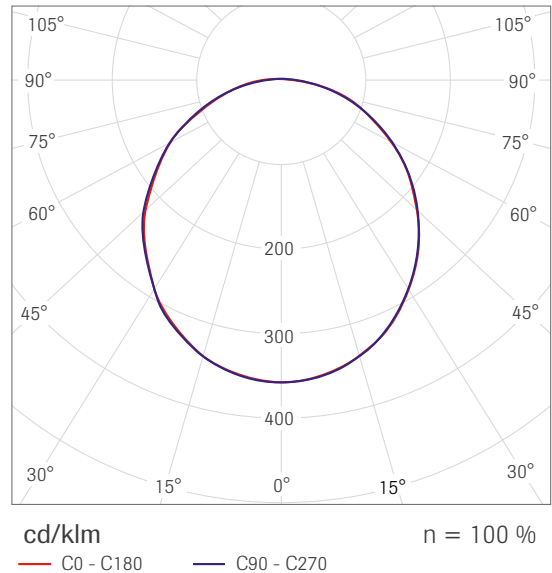
Description	Flexo LED 1 A
OWA no.	Flexo LED 1A integrated light fixture
Part no.	00070653
Input voltage	220 - 240 V, 50 - 60 Hz
Power consumption	54 W
Dimensions approx. (L x W x H)	592 x 592 x 85 mm
Grid dimensions (L x W)	600 x 600 mm
Luminous flux	4200 lm at 500 mA
Colour temperature	4000 K
Weight	Approx. 7.0 kg/fixture
Ambient temperature	+5 °C to +35 °C
Colour rendering index (Ra)	> 80
Protection rating	IP 20
Protection class	Class I
Integrated power supply unit	Total height incl. control gear 103 mm
Service life	50000 hours / L70
Warranty	2 years
Dimming	DALI dimmable

Diagram




Light calculation and light curve

Glare rating according to UGR											
v ceiling		70	70	50	50	30	70	70	50	50	30
v walls		50	30	50	30	30	50	30	50	30	30
v floor		20	20	20	20	20	20	20	20	20	20
Room size		Viewing direction at right angles to lamp axis					Viewing direction parallel to lamp axis				
X	Y										
2H	2H	17.1	18.4	17.4	18.7	18.9	17.1	18.5	17.4	18.7	19.0
	3H	19.0	20.2	19.3	20.5	20.7	19.0	20.2	19.3	20.5	20.8
	4H	19.7	20.9	20.1	21.2	21.4	19.8	20.9	20.1	21.2	21.5
	6H	20.3	21.4	20.7	21.7	22.0	20.4	21.4	20.7	21.7	22.0
	8H	20.6	21.6	20.9	21.9	22.2	20.6	21.6	20.9	21.9	22.2
4H	12H	20.7	21.7	21.1	22.0	22.4	20.7	21.7	21.1	22.0	22.4
	2H	17.7	18.8	18.0	19.1	19.4	17.7	18.9	18.1	19.2	19.5
	3H	19.8	20.8	20.2	21.1	21.5	19.8	20.8	20.2	21.1	21.5
	4H	20.7	21.6	21.1	21.9	22.3	20.7	21.6	21.1	22.0	22.3
	6H	21.5	22.2	21.9	22.6	23.0	21.5	22.3	21.9	22.6	23.0
8H	8H	21.8	22.5	22.2	22.9	23.3	21.8	22.5	22.2	22.9	23.3
	12H	22.0	22.6	22.4	23.0	23.5	22.0	22.6	22.4	23.0	23.5
	4H	21.1	21.8	21.5	22.2	22.6	21.1	21.8	21.5	22.2	22.6
	6H	22.0	22.6	22.5	23.0	23.5	22.0	22.6	22.5	23.0	23.5
	8H	22.4	22.9	22.9	23.3	23.8	22.4	22.9	22.9	23.3	23.8
12H	12H	22.7	23.1	23.2	23.6	24.1	22.7	23.1	23.2	23.6	24.1
	4H	21.1	21.8	21.6	22.2	22.6	21.1	21.8	21.6	22.2	22.6
	6H	22.1	22.6	22.6	23.0	23.5	22.1	22.6	22.6	23.1	23.5
8H	22.5	23.0	23.0	23.4	23.9	22.5	23.0	23.0	23.4	23.9	
Variation of the observer position for the luminaire distances S											
S = 1.0H		+0.1 / -0.1					+0.1 / -0.1				
S = 1.5H		+0.2 / -0.3					+0.2 / -0.3				
S = 2.0H		+0.3 / -0.6					+0.3 / -0.6				
Standard table		BK07					BK07				
Correction summand		0.5					0.6				
Corrected glare indices referring to 4213 lm total luminous flux											



Luminosonic



Luminaire body Lay-in LED light fixture as acoustic luminaire with inlaid OWAacoustic mineral tile

Application areas Office space without workstations, schools, public buildings where energy efficiency is important


Combinable systems S 3, S 3 cliq, S 3a, S 3a cliq, S 33

Technical data

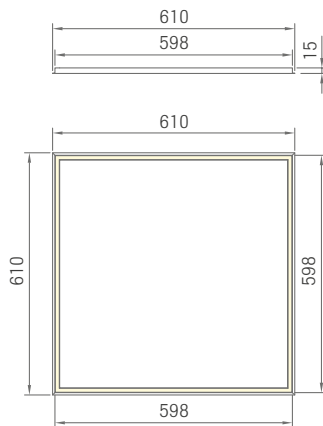
Description	Luminosonic
OWA no.	Lumino Sonic
Part no.	00084808
Input voltage	220 - 240 V, 50 - 60 Hz, DC
Power consumption	40 W
Dimensions approx. (L x W x H)	610 x 610 x 15 mm
Grid dimensions (L x W)	625 x 625 mm
Luminous flux	Approx. 3130 lm
Colour temperature	4000 K
Weight	Approx. 0.4 kg/fixture
Ambient temperature	-20 °C to +60 °C
Colour rendering index (Ra)	> 80
Protection rating	IP 20
Protection class	Class I
Integrated power supply unit	Total height 15 mm, weight 0.25 kg
Service life	50000 hours / L70
Warranty	2 years
Dimming	DALI dimmable
Absorption α_w /NRC	Depends on chosen OWAacoustic mineral tile, e.g. Sinfonia: 0.85/0.85

A 40 W transformer must be ordered separately for each Luminosonic for onsite power connection.

Detail images

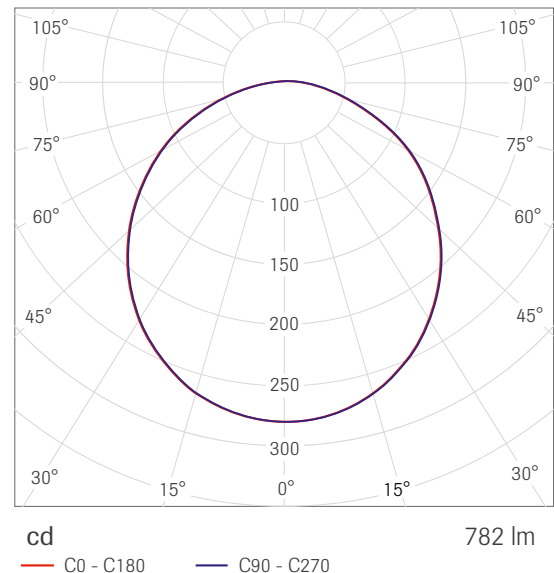


Diagram




Light calculation and light curve

Glare rating according to UGR											
v ceiling	70	70	50	50	30	70	70	50	50	30	
v walls	50	30	50	30	30	50	30	50	30	30	
v floor	20	20	20	20	20	20	20	20	20	20	
Room size		Viewing direction at right angles to lamp axis					Viewing direction parallel to lamp axis				
X	Y										
2H	2H	25.9	27.2	26.2	27.4	27.7	25.9	27.2	26.2	27.4	27.7
	3H	27.7	28.9	28.0	29.1	29.4	27.7	28.9	28.0	29.1	29.4
	4H	28.3	29.4	28.7	29.7	30.0	28.3	29.4	28.6	29.7	30.0
	6H	28.7	29.8	29.1	30.1	30.4	28.7	29.8	29.1	30.1	30.4
	8H	28.9	29.9	29.2	30.2	30.5	28.8	29.8	29.2	30.2	30.5
4H	12H	28.9	29.9	29.3	30.2	30.6	28.9	29.9	29.3	30.2	30.5
	2H	26.5	27.6	26.8	27.9	28.2	26.5	27.6	26.8	27.9	28.2
	3H	28.5	29.4	28.8	29.7	30.1	28.4	29.4	28.8	29.7	30.1
	4H	29.2	30.1	29.6	30.4	30.8	29.2	30.1	29.6	30.4	30.8
	6H	29.8	30.5	30.2	30.9	31.3	29.8	30.5	30.2	30.9	31.3
8H	8H	30.0	30.6	30.4	31.0	31.4	29.9	30.6	30.4	31.0	31.4
	12H	30.1	30.7	30.5	31.1	31.5	30.0	30.6	30.5	31.1	31.5
	4H	29.5	30.2	30.0	30.6	31.0	29.5	30.2	29.9	30.6	31.0
	6H	30.2	30.7	30.6	31.2	31.6	30.2	30.7	30.6	31.1	31.6
	8H	30.4	30.9	30.9	31.3	31.8	30.4	30.9	30.9	31.3	31.8
12H	12H	30.6	31.0	31.1	31.4	31.9	30.5	30.9	31.0	31.4	31.9
	4H	29.5	30.1	30.0	30.6	31.0	29.5	30.1	30.0	30.5	31.0
	6H	30.2	30.7	30.7	31.2	31.6	30.2	30.7	30.7	31.1	31.6
8H	30.5	30.9	31.0	31.3	31.8	30.4	30.9	30.9	31.3	31.8	
Variation of the observer position for the luminaire distances S											
S = 1.0H		+0.1 / -0.1				+0.1 / -0.1					
S = 1.5H		+0.2 / -0.4				+0.2 / -0.4					
S = 2.0H		+0.4 / -0.7				+0.4 / -0.7					
Standard table		BK06				BK06					
Correction summand		14.2				14.2					
Corrected glare indices referring to 782 lm total luminous flux											



Detail images



Cloud | Square LED



Luminaire body	LED linear profile as surface-mounted fixture for Cloud and Square systems, aluminium profile with light delivered through opal acrylic glass strips
Application areas	Office spaces without workstations, schools, public buildings where energy efficiency is important, ambient lighting only
Combinable systems	Cloud and Square baffle-based ceiling canopies

Description	Cloud Square LED	
	Cloud Square LED lighting package, neutral white	Cloud Square LED lighting package, RGB
OWA no.		
Part no.	00080983	00080984
Input voltage	12 V/DC	12 V/DC
Power consumption	12 W/m	14.4 W/m
Dimensions approx. (L x W x H)	1160 x 26 x 24 mm	1160 x 26 x 24 mm
Grid dimensions (L x W)	-	-
Luminous flux	-	-
Colour temperature	4000 K	RGB
Weight	Approx. 620 g/fixture	Approx. 620 g/fixture
Ambient temperature	-20 °C to +40 °C	-20 °C to +40 °C
Colour rendering index (Ra)	> 80	> 80
Protection rating	IP 20	IP 20
Protection class	Class III	Class III
Service life	40000 hours / L70	40000 hours / L70
Warranty	2 years	2 years
Dimming	-	-

This is ambient lighting.

Scope of delivery and accessories

The Cloud | Square LED lighting package contains:

- 2 x LED light rails with all necessary cabling
- 4 x mounting clips

The following accessories should be ordered separately based on the installation requirements:

- 60 W transformer (1 transformer per lighting package)
- RGB control/controller (MASTER) incl. remote control
- RGB repeater (SLAVE) (only with parallel circuits)
- RGB remote control (optional)

Only one RGB control (MASTER) is required for the first lighting package in a parallel circuit on RGB lighting packages. The remaining lighting packages are connected in parallel with RGB repeaters (SLAVE) according to the number of lighting packages. An RGB remote control can be ordered as an option.

For accessories, see price list 1001 and leaflet 1020 Cloud and Square. See brochure Cloud | Square Parallel circuits for more detailed information on RGB lighting packages in parallel circuits.

RGB Cloud | Square LED wiring diagram

The RGB control (MASTER) and RGB repeater (SLAVE) are not included in the neutral white Cloud | Square LED lighting package.


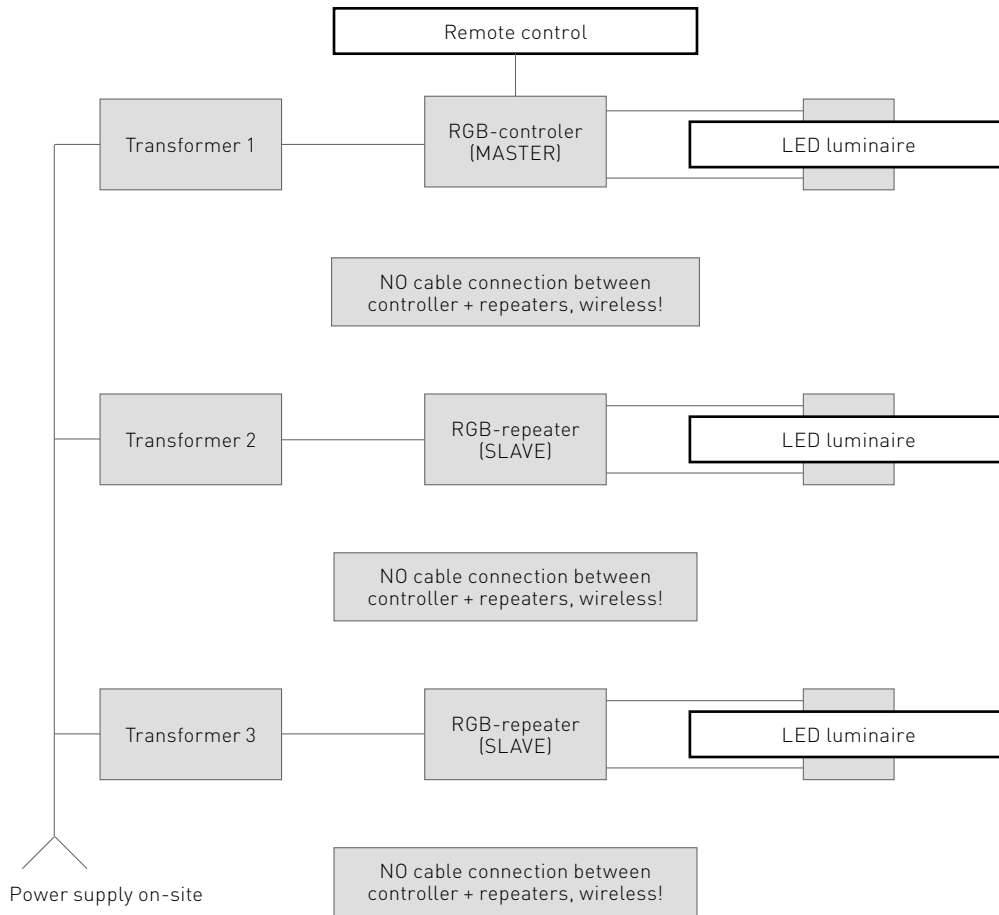



Figure shows RGB Cloud | Square LED

Detail images



Figures show Cloud | Square neutral white

OWAlumino 1



Luminaire body	LED linear profile as integrated light fixture in OWAacoustic mineral tiles, aluminium profile with light delivered through opal acrylic glass strips, ready to plug in connection cable, length: 2000 mm
Application areas	Office spaces without workstations, schools, public buildings where energy efficiency is important
Combinable systems	All OWAconsult collection ceiling systems and tile edges, Selecta/Curve ceiling canopy

Technical data

Description	OWAlumino 1
OWA no.	OWAlumino LED linear profile
Part no.	00081538
Input voltage	24 V/DC
Power consumption	11.5 W
Dimensions approx. (L x W x H)	480 x 35.2 x 25 mm (50-71 mm depending on mounting kit)
Grid dimensions (L x W)	All sizes
Luminous flux	693 lm
Colour temperature	4000 K
Weight	Approx. 320 g/fixture
Ambient temperature	-20 °C to +40 °C
Colour rendering index (Ra)	> 80
Protection rating	IP 20
Protection class	Class III
Service life	40000 hours / L70
Warranty	2 years
Dimming	DALI dimmable

OWAcoustic tiles must be cut to length on site. The final dimensions should not exceed 470 x 25 mm. The OWAlumino 1 light rail is then installed through the visible side of the tile and fixed in place from the reverse side with the relevant mounting kit

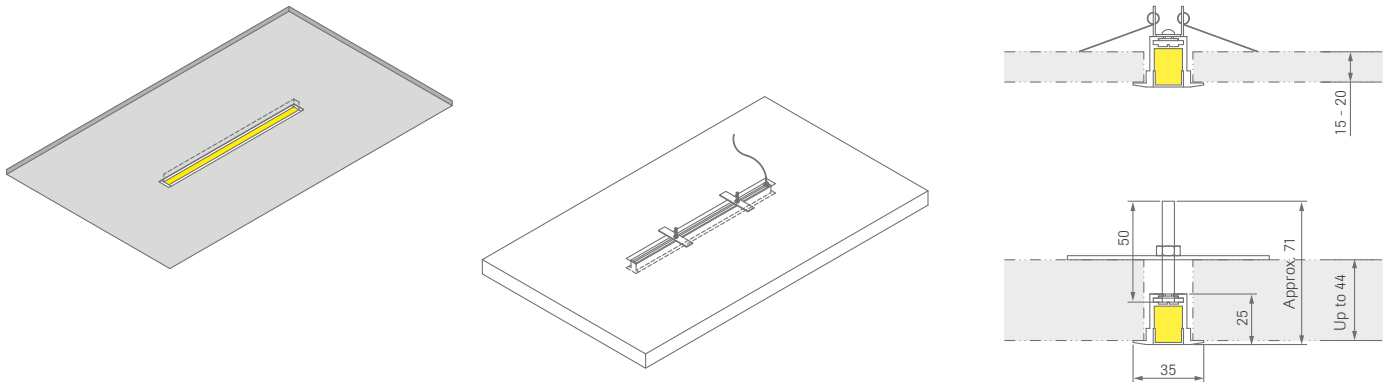
Accessories

- Extension cable, length: 2.0 m (optional)
- Note on positioning: no more than 16 extension cables are to be installed, distributed as follows: max. 7 extension cables between T connectors and max. 9 extension cables from T connectors to luminaires. A greater number of extension cables or different positioning would lead to a drop in voltage.
- 150 W transformer, connection for max. 9 pcs OWAlumino 1
- DALI dimmer (optional)
- Connection cable for connection to transformer, length: 600 mm
- T form distributor for connecting several luminaires to the transformer in parallel (always 1 pc less than the number of luminaires - max. 8 pcs T connectors for 9 pcs OWAlumino 1)

- 2 mounting kits 20 for component thicknesses of 15-20 mm (single-piece)
- 1 mounting kit 44 for component thicknesses of 40-44 mm (2-piece)

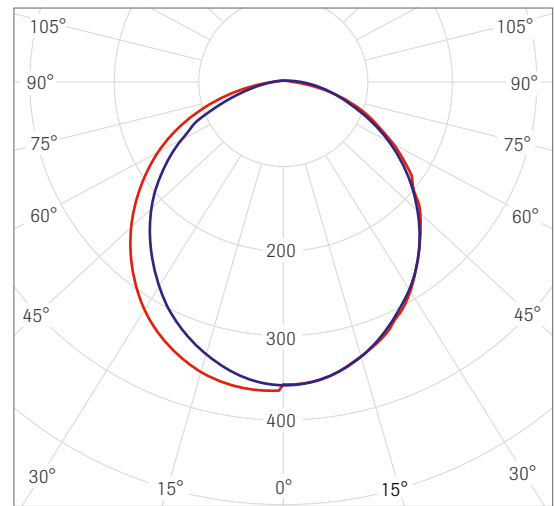
Accessories should be ordered separately based on the installation requirements.

Diagram



Light calculation and light curve

Glare rating according to UGR											
v ceiling		70	70	50	50	30	70	70	50	50	30
v walls		50	30	50	30	30	50	30	50	30	30
v floor		20	20	20	20	20	20	20	20	20	20
Room size		Viewing direction at right angles to lamp axis					Viewing direction parallel to lamp axis				
X	Y										
2H	2H	24.9	26.2	25.2	26.4	26.7	24.3	25.6	24.6	25.9	26.1
	3H	26.6	27.8	26.9	28.0	28.3	25.9	27.1	26.2	27.4	27.6
	4H	27.2	28.4	27.6	28.6	28.9	26.6	27.7	26.9	28.0	28.3
	6H	27.7	28.8	28.1	29.1	29.4	27.1	28.1	27.4	28.4	28.7
	8H	27.9	28.9	28.3	29.3	29.6	27.2	28.2	27.6	28.5	28.9
4H	12H	28.1	29.1	28.5	29.4	29.7	27.3	28.3	27.7	28.6	28.9
	2H	25.6	26.8	26.0	27.0	27.3	25.1	26.2	25.4	26.5	26.8
	3H	27.5	28.4	27.8	28.8	29.1	26.9	27.8	27.2	28.2	28.5
	4H	28.3	29.1	28.7	29.5	29.8	27.6	28.5	28.0	28.9	29.2
	6H	28.9	29.6	29.3	30.0	30.4	28.2	29.0	28.6	29.3	29.7
8H	8H	29.1	29.8	29.6	30.2	30.6	28.5	29.1	28.9	29.5	29.9
	12H	29.3	29.9	29.8	30.3	30.8	28.6	29.2	29.1	29.6	30.1
	4H	28.6	29.3	29.0	29.7	30.1	28.0	28.7	28.4	29.1	29.5
	6H	29.3	29.9	29.8	30.3	30.8	28.7	29.3	29.2	29.7	30.2
	8H	29.7	30.2	30.2	30.6	31.1	29.0	29.5	29.5	29.9	30.4
12H	12H	30.0	30.4	30.4	30.8	31.4	29.2	29.6	29.7	30.1	30.6
	4H	28.6	29.3	29.1	29.7	30.1	28.0	28.6	28.5	29.0	29.5
	6H	29.4	29.9	29.9	30.4	30.8	28.8	29.3	29.3	29.7	30.2
	8H	29.8	30.2	30.3	30.7	31.2	29.1	29.5	29.6	30.0	30.5



cd/klm
 — C0 - C180 — C90 - C270 n = 100 %

Detail images



Figures show the OWAlumino 1 with the mounting kit 20 for component thicknesses of 15 to 20 mm.

Lighting calculation estimated at 300,00 € net – depending on complexity. We will be happy to provide you with the photometric files at any time.

OWAlumino 2



Luminaire body	LED linear profile as integrated light fixture in OWAacoustic mineral tiles, aluminium profile with light delivered through opal acrylic glass strips, ready to plug in connection cable, length: 2000 mm
Application areas	Office spaces without workstations, schools, public buildings where energy efficiency is important
Combinable systems	All OWAconsult collection ceiling systems and tile edges, Selecta/Curve ceiling canopy

Technical data

Description	OWAlumino 2
OWA no.	OWAlumino LED linear profile
Part no.	00081539
Input voltage	24 V/DC
Power consumption	24.7 W
Dimensions approx. (L x W x H)	940 x 35.2 x 25 mm (50-71 mm depending on mounting kit)
Grid dimensions (L x W)	All sizes
Luminous flux	1476 lm
Colour temperature	4000 K
Weight	Approx. 700 g/fixture
Ambient temperature	-20 °C to +40 °C
Colour rendering index (Ra)	> 80
Protection rating	IP 20
Protection class	Class III
Service life	40000 hours / L70
Warranty	2 years
Dimming	DALI dimmable

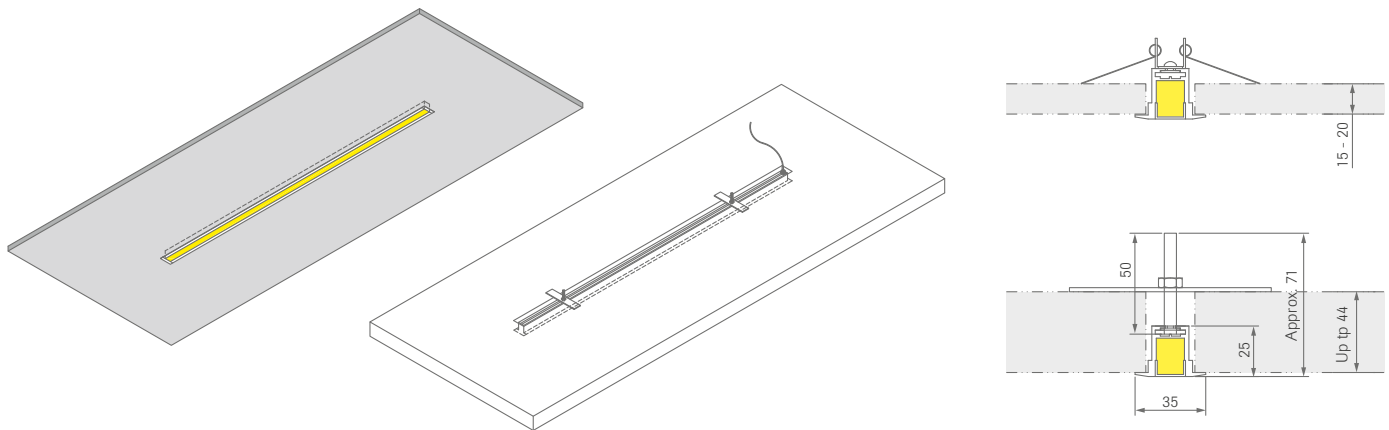
OWAcoustic tiles must be cut to length on site. The final dimensions should not exceed 930 x 25 mm. The OWAlumino 2 light rail is then installed through the visible side of the tile and fixed in place from the reverse side with the relevant mounting kit

Accessories

- Extension cable, length: 2.0 m (optional)
- Note on positioning: no more than 6 extension cables are to be installed which are distributed as follows: max. 2 extension cables between the T connectors and max. 4 extension cables from T connectors to luminaires. A greater number of extension cables or different positioning would lead to a drop in voltage.
- 150 W transformer, connection for max. 4 pcs OWAlumino 2
- DALI dimmer (optional)
- Connection cable for connection to transformer, length: 600 mm
- T form distributor for connecting several luminaires to the transformer in parallel (always 1 pc less than the number of luminaires - max. 3 pcs T connectors for 4 pcs OWAlumino 2)
- 3 mounting kits 20 for component thicknesses of 15-20 mm (single-piece)
- 1 mounting kit 44 for component thicknesses of 40-44 mm (2-piece)

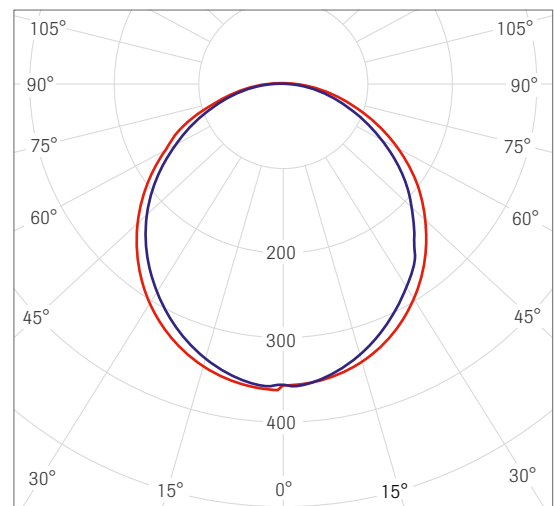
Accessories should be ordered separately based on the installation requirements.

Diagram





Light calculation and light curve

Glare rating according to UGR											
v ceiling		70	70	50	50	30	70	70	50	50	30
v walls		50	30	50	30	30	50	30	50	30	30
v floor		20	20	20	20	20	20	20	20	20	20
Room size		Viewing direction at right angles to lamp axis					Viewing direction parallel to lamp axis				
X	Y										
2H	2H	24.8	26.1	25.1	26.3	26.5	24.7	26.1	25.0	26.3	26.5
	3H	26.4	27.6	26.8	27.9	28.2	26.4	27.6	26.7	27.9	28.2
	4H	27.1	28.2	27.4	28.5	28.8	27.1	28.3	27.5	28.6	28.8
	6H	27.5	28.6	27.9	28.9	29.2	27.7	28.8	28.1	29.1	29.4
	8H	27.7	28.7	28.1	29.0	29.4	27.9	28.9	28.3	29.2	29.6
4H	12H	27.9	28.8	28.2	29.2	29.5	28.0	29.0	28.4	29.3	29.7
	2H	25.5	26.6	25.9	26.9	27.2	25.5	26.7	25.9	27.0	27.2
	3H	27.3	28.3	27.7	28.6	29.0	27.4	28.4	27.8	28.7	29.0
	4H	28.1	29.0	28.5	29.3	29.7	28.2	29.1	28.6	29.4	29.8
	6H	28.8	29.5	29.2	29.9	30.3	28.9	29.6	29.3	30.0	30.4
8H	8H	29.0	29.7	29.4	30.1	30.5	29.2	29.9	29.6	30.3	30.7
	12H	29.1	29.8	29.6	30.2	30.6	29.4	30.1	29.9	30.5	30.9
	4H	28.5	29.2	28.9	29.6	30.0	28.6	29.3	29.0	29.7	30.1
	6H	29.2	29.8	29.7	30.3	30.7	29.4	30.0	29.9	30.4	30.9
	8H	29.6	30.1	30.1	30.5	31.0	29.8	30.3	30.3	30.8	31.2
12H	12H	29.8	30.2	30.3	30.7	31.2	30.1	30.5	30.6	31.0	31.5
	4H	28.5	29.1	29.0	29.6	30.0	28.6	29.2	29.1	29.7	30.1
	6H	29.3	29.8	29.8	30.3	30.8	29.5	30.0	30.0	30.5	31.0
	8H	29.7	30.1	30.2	30.6	31.1	29.9	30.4	30.4	30.8	31.3



cd/klm — C0 - C180 — C90 - C270 n = 100 %

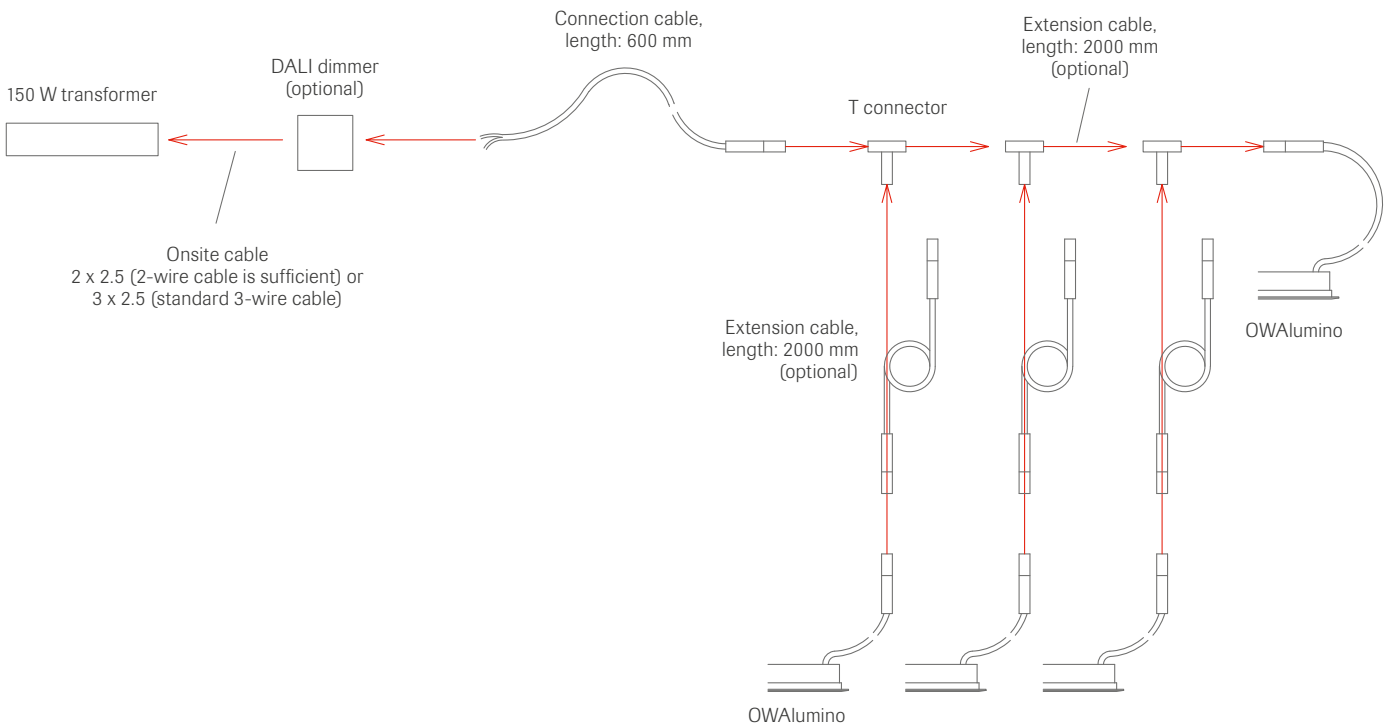
Detail images



Figures show the OWAlumino 2 with the mounting kit 20 for component thicknesses of 15 to 20 mm.

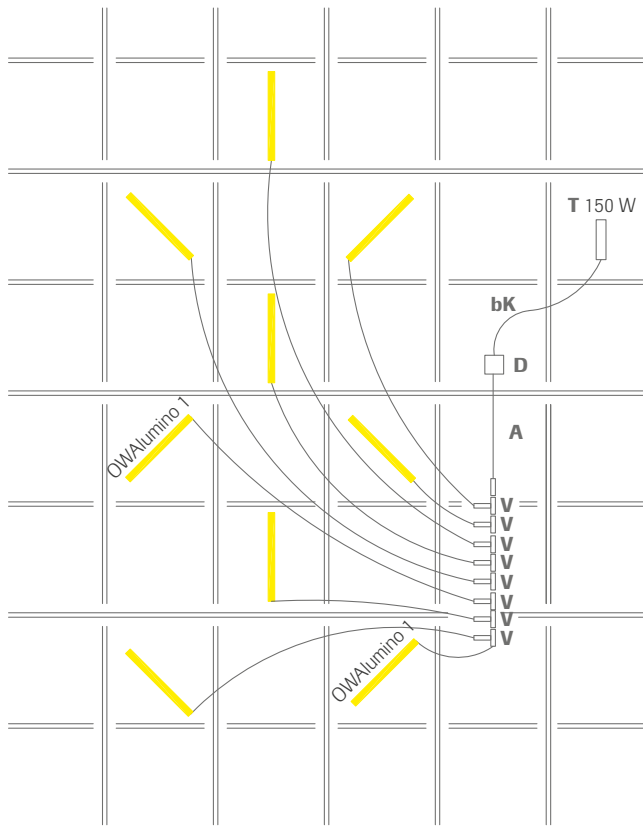
Lighting calculation estimated at 300,00 € net – depending on complexity. We will be happy to provide you with the photometric files at any time.

OWAlumino 1 and 2 wiring diagram



The Opus tiles shown are not available.

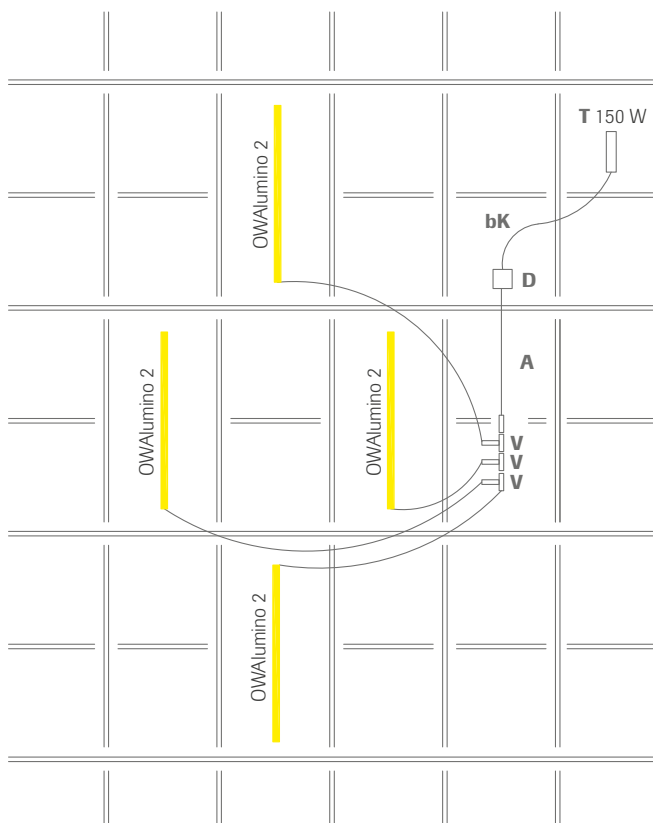
OWAlumino 1 installation example



- T** = 150 W transformer 1 pce
- bK** = onsite cable
- D** = dimmer (optional) (1 pce)
- A** = connection cable 1 pce
- V** = T connector 8 pcs

OWAlumino 1	9 pcs	
11.5 W x 9 pcs	=	103.5 W
+ 20 % buffer	=	30.0 W
	=	133.5 W

OWAlumino 2 installation example



- T** = 150 W transformer 1 pce
- bK** = onsite cable
- D** = dimmer (optional) (1 pce)
- A** = connection cable 1 pce
- V** = T connector 3 pcs

OWAlumino 2	4 pcs	
24.7 W x 4 pcs	=	98.8 W
+ 20 % buffer	=	30.0 W
	=	128.8 W

Technical principles

In general, it is the electrical contractor's job to install light fittings during or after ceiling installation. In any case, the two sets of suppliers need to be coordinated. When installing our light fixtures, experience has shown that it is preferable that the ceiling installer be responsible for their installation. The light fittings should then be connected by the electrical contractor.

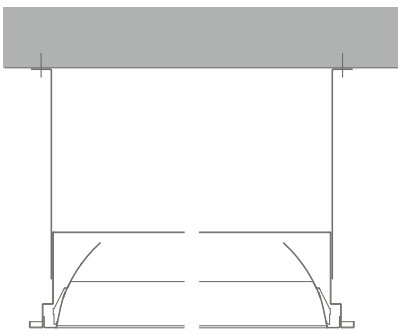
Important principles:

No electricity cables may be attached to the suspensions on the false ceiling. It is also necessary to avoid laying cables of any kind on the false ceiling. Individual cables used to connect the light fixtures or spotlights can be attached to suspensions in consultation with the drywall contractor. The relevant VDE regulations and, if applicable, fire protection specifications must be observed. The customer is responsible for commissioning the installation of integrated light fixtures.

Load transfer

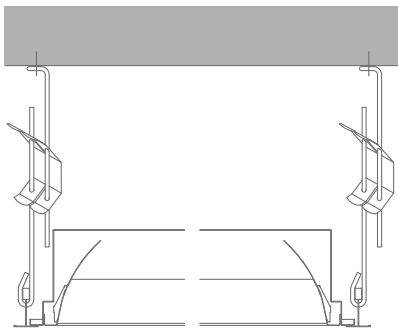
Any additional load transferred to a suspended ceiling must be suspended additionally. There are various ways to do this:

- a) suspend the integrated part directly

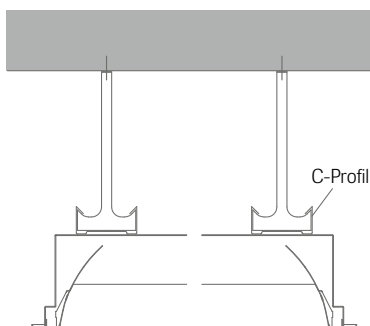


- b) construct the false ceiling with additional suspensions: a minimum of two brackets per integrated light fixture. The load capacity must be taken into account. And the risk of overloading the profiles must also be considered.

Alternatively, the false ceiling can absorb additional loads if the distance between the supporting profiles is reduced. This possibility should be tested in advance in accordance with the expected loads.



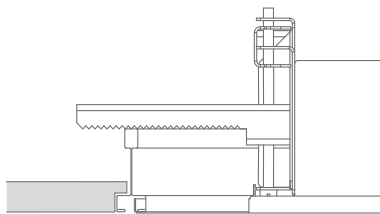
- c) a further possibility is to install an auxiliary construction in the form of suspended C-profiles or wooden constructions. Fire protection requirements must be observed where applicable.



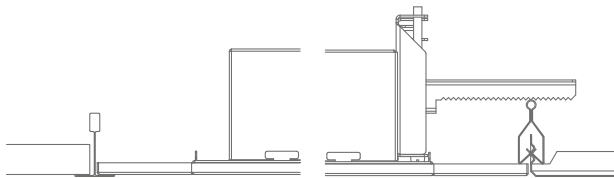
Installation examples

Installation variants for standard systems:

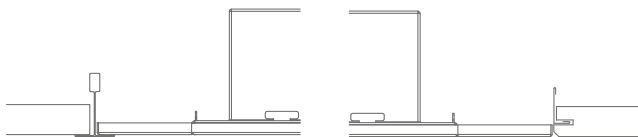
For exposed systems, the light fixtures are placed on the profiles from above. For concealed systems, the light fixtures are inserted into the opening in the ceiling from below, then locked in place with the mounting kit. The tiles on the front edges of the light fixtures must be fitted with L-profiles no. 24.



Exposed system S 15b with Lifetime plus LED



Metal systems



Exposed systems

Semi-concealed or clear spanning systems

Fire protection

When additional components are integrated, the respective fire protection test certificate must also be taken into account. Structures added on site to transfer the loads resulting from integrated lighting must be made of non-combustible building materials. It is essential to consult with OWAconsult if additional structures are to be used on site. See also installation instructions 9801 e.

In order to ensure proper fire protection for the OWA ceiling around the integrated lighting, the following measures must be taken:

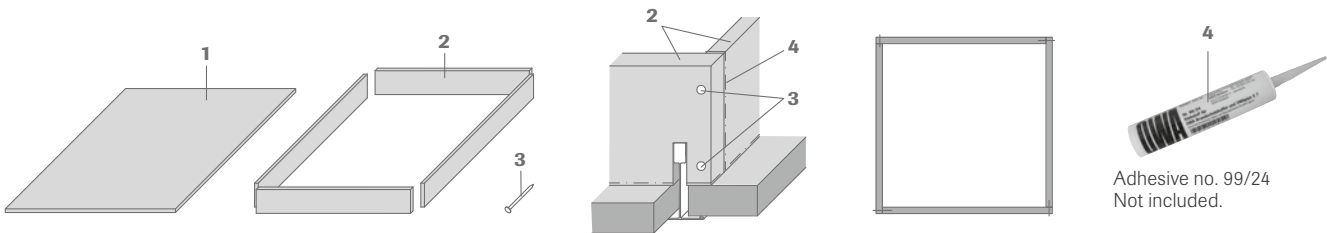
- Additionally suspending the light fixtures
- Encasement of the luminaire housing with an OWAacoustic fire box made of MINOWA® BSK fire protection tiles

For our luminaire sizes given here, pre-fabricated standard fire boxes can be delivered.

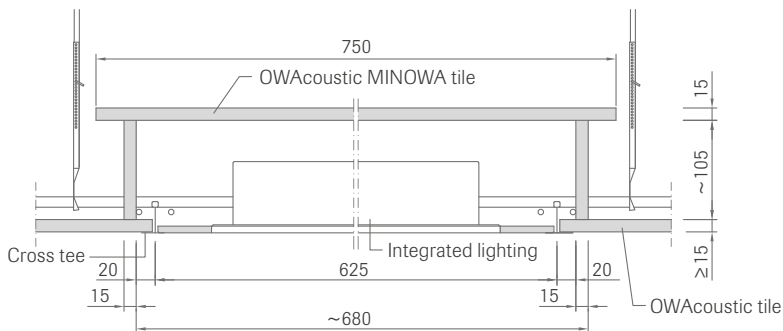
OWAacoustic fire box up to REI 180 in combination with OWAacoustic tiles ≥ 15 mm nominal:

OWAacoustic fire boxes consist of:

- 1 Cover
- 2 Side strips (4 pcs)
- 3 Nails, 4.2 x 50 mm (8 pcs) no. 5366
- 4 Adhesive no. 99/24



Section:

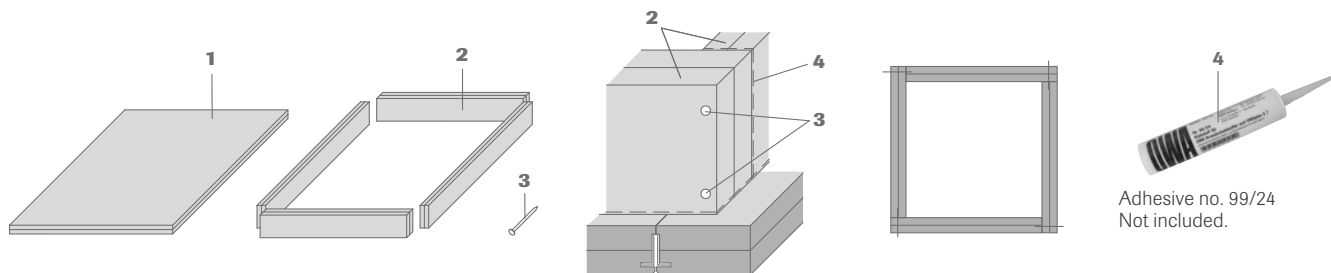


Length	Width	Units
600	600	4
625	625	4
1200	300	4
1250	312.5	4

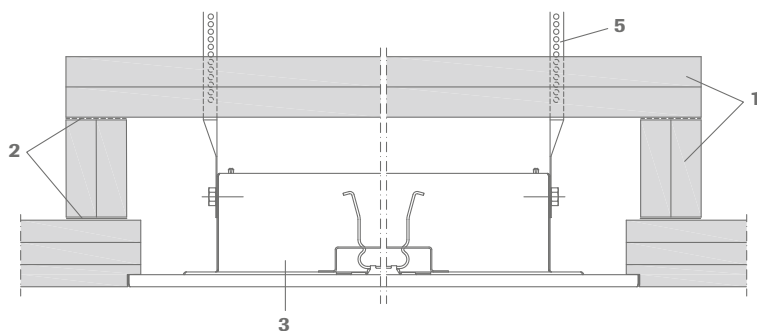
OWAcoustic fire box, up to EI 30 in combination with OWAcoustic tiles ≥ 40 mm nominal:

OWAcoustic fire boxes consist of:

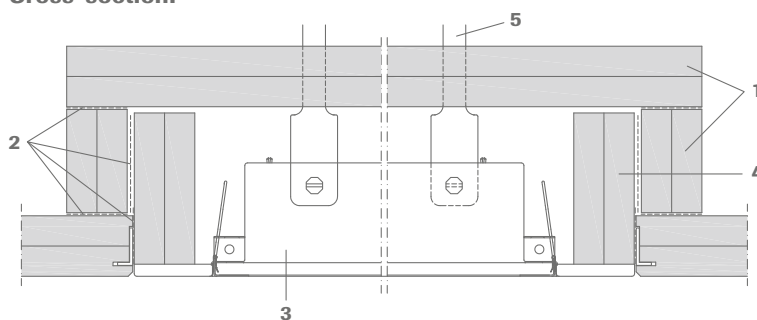
- 1 Cover
- 2 Side strips (4 pcs)
- 3 Wire pen countersunk 3,1 x 80 mm (8 pcs) no. 5365
- 4 Adhesive no. 99/24



Section:











Cross-section:












Length	Width	Units
600	600	1
625	625	1
1200	300	1
1250	312.5	1

For further information, please see leaflets 9501 eu/e.

		Ceiling grid (L x W) in mm					
		600 x 600	625 x 625	1200 x 300	1200 x 600	1200 x 1200	1250 x 312.5
Exposed systems		Integrated lighting					
S 3 Exposed, removable		Lifetime plus LED		✓			
		Standard LED		✓			
		Lifetime LED	✓	✓	✓		✓
		Luminosonic		✓			
S 3 cliq Exposed, removable		Lifetime plus LED		✓			
		Standard LED		✓			
		Lifetime LED	✓	✓	✓		✓
		Luminosonic		✓			
S 3e Exposed, removable, with increased corrosion protection		Lifetime plus LED (IP 54)		✓			
S 3a Exposed, removable		Lifetime plus LED		✓			
		Standard LED		✓			
		Lifetime LED	✓	✓	✓		✓
		Luminosonic		✓			
S 3a cliq Exposed, removable		Lifetime plus LED		✓			
		Standard LED		✓			
		Lifetime LED	✓	✓	✓		✓
		Luminosonic		✓			
S 15 cliq Exposed, removable		Lifetime plus LED		✓			
		Standard LED		✓			
		Lifetime LED	✓	✓	✓		✓
S 15a cliq Exposed, removable		Lifetime plus LED		✓			
		Standard LED		✓			
		Lifetime LED	✓	✓	✓		✓
		Flexo LED 1	✓				
S 15b OWAline Exposed, removable		Lifetime plus LED		✓			
		Standard LED		✓			
		Lifetime LED	✓	✓			
		OWAlight 1	✓				
		OWAlight 2	✓				
		OWAlight 3	✓				
		OWAlight 3a				✓	✓
		Trapeze LED				✓	
		Trapeze LED A				✓	
		Flexo LED 1	✓				
		Flexo LED 1 A	✓				

		Ceiling grid (L x W) in mm					
		600 x 600	625 x 625	1200 x 300	1200 x 600	1200 x 1200	1250 x 312.5
Semi-concealed systems		Integrated lighting					
S 2p Semi-concealed, removable		Lifetime LED		✓			✓
Bandraaster systems		Integrated lighting					
S 18p Parallel bandraaster, removable		Lifetime LED		✓			✓
S 18k Cross bandraaster, removable		Lifetime LED		✓			✓
S 18d Bandura, removable		Lifetime LED		✓			✓
Clear spanning systems		Integrated lighting					
S 6a Concealed, clear spanning		Lifetime LED		✓			✓
S 6b Exposed, clear spanning		Lifetime LED		✓			✓
S 6c Exposed, clear spanning		Lifetime LED		✓			✓

		Ceiling grid (L x W) in mm					
		600 x 600	625 x 625	1200 x 300	1200 x 600	1200 x 1200	1250 x 312.5
OWAtecta metal ceilings		Integrated lighting					
S 22 Clip-in/swing-down system		Lifetime plus LED		✓			
		Lifetime LED	✓	✓			
S 32 Clip-in/swing-down system		Lifetime plus LED		✓			
S 32 L Clip-in/bearing metal panels		On request					
S 33 Lay-in system for 24 mm T-profile	OWAlumino		Lifetime plus LED		✓		
		Standard LED	✓				
		Lifetime LED	✓	✓			
		Luminosonic		✓			
S 33e Lay-in system with increased corrosion protection for 24 mm T-profile		Lifetime plus LED (IP 54)		✓			
S 36 Corridor constructions		On request					
S 39 Hook-on system with Z-profile		On request					
S 45 Lay-in system for 15 mm T-profile		Lifetime plus LED		✓			
		Standard LED	✓				
		Lifetime LED	✓	✓			
S 48 Bandraaster system (C-frames)		Lifetime LED			✓		✓

System-independent**Integrated lighting**

Corpus		Corpus Q1		Not relevant
		Corpus Q2		Not relevant
Cloud Square construction packet for baffle-based ceiling canopies		Cloud Square LED		Not relevant
All ceiling systems and tile edges Selecta Curve		OWAlumino 1		Not relevant
		OWAlumino 2		Not relevant

Product warranties

The information provided in this leaflet is based on the standards and data available at the time of publication. Any performance, warranties or guarantees provided, expressed or implied, are subject to the exclusive use of OWA components and the installation of those components in accordance with our recommendations. Failure to adhere to these conditions will result in the invalidation of any performance claims, warranties or guarantees and rejection of any liability. OWA reserves the right to make any technical improvements to the products, systems or services without prior notice. **All goods and services are supplied in accordance with our current Terms and Conditions of Sale.** Errors excepted!



The information in this brochure is up-to-date at the time of publication. Errors and mistakes excepted. Please contact our competence team OWAconsult for specific advice. Our experts will be happy to answer your questions under the following contact details: tel: +49 9373 201-444 or e-mail: info@owaconsult.de

Odenwald Faserplattenwerk GmbH

Dr.-F.-A.-Freundt-Straße 3 | 63916 Amorbach | Germany
tel +49 9373 201-0 | info@owa.de
www.owa-ceilings.com