



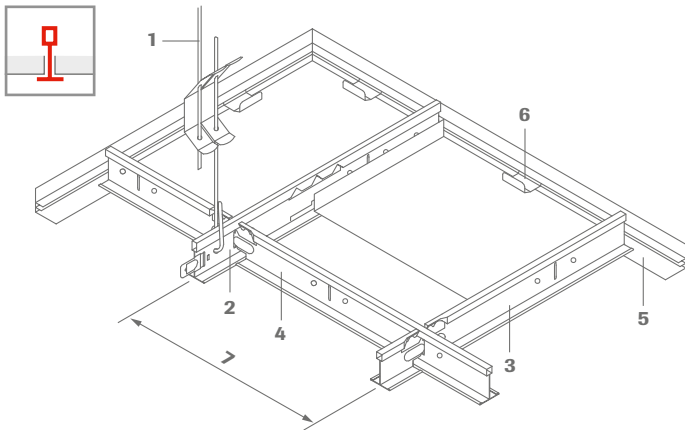
Exposed, demountable

Suitable for clean rooms

OWAtecta – metal ceilings

OWA

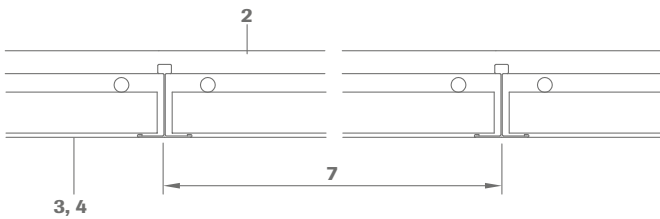
System S 33/S 45 | Exposed, demountable



- 1 Hanger no. 12/.../...
- 2 Main tee no. 45 or cliq-15-MR, punched at 100 mm or 156.25 mm centres
- 3 Cross tee* no. 46 or cliq-15-CT, short
- 4 Cross tee* no. 47 or cliq-15-CT, long
- 5 Wall angle no. 50F
- 6 Wall spring clip no. 5220
- 7 Module size

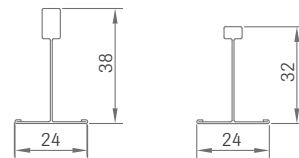
* When using colliding cross sections for the edge K 03/K 04, this may lead to the formation of concealed joints in the impact area. This is system- and design-related and does not entitle the user to make a complaint.

Cross-section:



Profile dimensions:

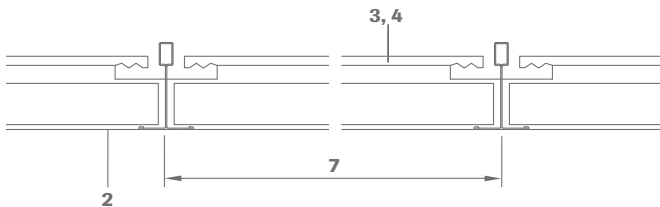
S 33



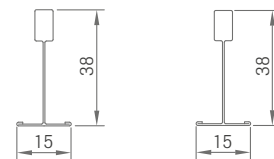
No. 45

No. 46, no. 47

Section:



S 45



cliq-15-MR

cliq-15-CT, short
cliq-15-CT, long

Technical data

Dimensions

600 x 600 mm, 625 x 625 mm
other dimensions on request

Material

Galv. steel, perforated design with glued-in black acoustic fleece

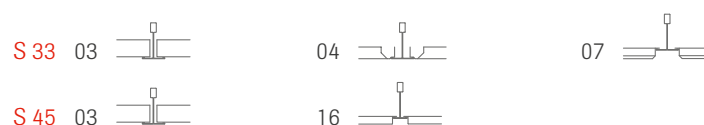
Colour

White (similar RAL 9003)

Reaction to fire

A2-s1,d0 in accordance with EN 13501-1

Edges



Thickness

Approx. 0.5 mm

Metal suspension

All metal components listed are galvanized steel or white coated galvanized steel respectively


Suspension depth

80 - 100 mm (depending on the existing soffit)
for ease of access the minimum recommended suspension height is 120 mm

Perforations:



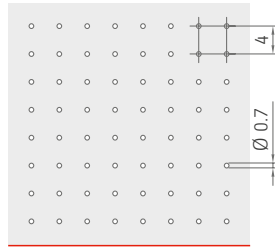
$\alpha_w = 0.05$ | NRC = 0.05



L0 un-perforated



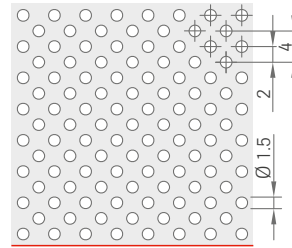
$\alpha_w = 0.55$ | NRC = 0.55



Rg0702
 \varnothing 0.7 mm
 2 % open area



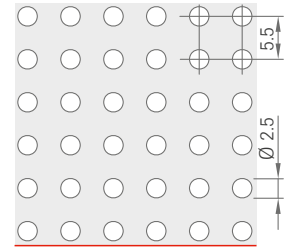
$\alpha_w = 0.70$ | NRC = 0.70



Rd1522
 \varnothing 1.5 mm
 22 % open area



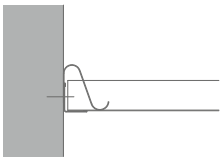
$\alpha_w = 0.80$ | NRC = 0.75



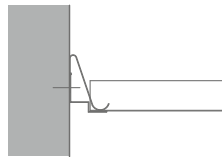
Rg2516
 \varnothing 2.5 mm
 16 % open area

For other perforations, see [publication 9391 e](#).

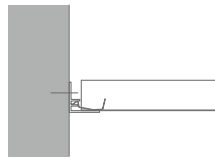
Wall perimeter:



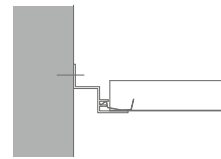
Wall angle
No. 50G
 steel, visible face white
 + wall spring no. 99009



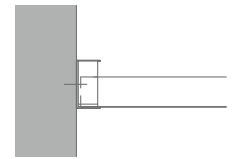
Shadow wall angle
No. 50/15
 steel, visible face white
 + wall spring no. 99010



F wall angle
No. 50F
 aluminium, visible face white
 + wall spring no. 5220



F shadow wall angle
No. 5620F
 aluminium, visible face white
 + wall spring no. 5220



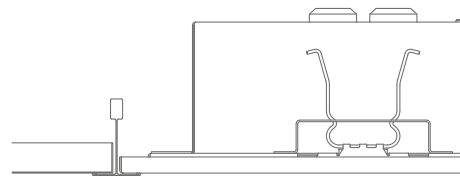
C wall angle
No. 57
 steel, visible face white
 + wall spring no. 5210

For more perimeter options and information on installation see [OWAtecta Installation Guide 9303 e](#).

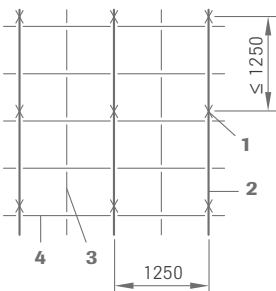
Light fixtures:

OWA can supply compatible light fixtures for this system.

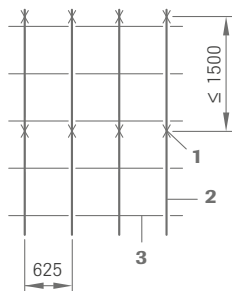
For details of performance and installation please see [OWA-brochure 9630 e](#) and [OWAtecta Installation Guide 9303 e](#).



Installation examples:



Module 625 x 625 mm



Module 625 x 625 mm

Material requirements per m² (approximations)
dimensions in mm

S 33, no.	S 45, no.	Description	600 x 600	625 x 625	625 x 625 *
12/.../...	12/.../...	Hanger	0.7 pce	0.7 pce	1.1 pcs
45	cliq-15-MR	Main tee	0.83 m	0.8 m	1.6 m
46	cliq-15-CT	Cross tee, short	0.83 m	0.8 m	1.6 m
47	cliq-15-CT	Cross tee, long	1.66 m	1.6 m	–
5220	5220	Wall spring clip		Dependent on room size and shape	
50F	50F	F wall angle		Dependent on room size and shape	

* Installation with reduced distance between main tees (≤ 625 mm)

Weight per m²:

	600 x 600	625 x 625	625 x 625 *
Suspension system approx.	1.25 kg/m ²	1.2 kg/m ²	1.22 kg/m ²
Unperforated tiles approx. 0.5 mm	4.33 kg/m ²	4.3 kg/m ²	4.3 kg/m ²

Blue Angel

These products meet the Ecolabel requirements for „Low-emission thermal insulation and ceiling products designed for use in buildings, RAL UZ 132“ (October 2010 edition).



VOC emissions OWAtecta metal ceiling tiles

Appropriate for use in indoor spaces in accordance with the AgBB and the „approval principles regarding health assessments of construction products in indoor spaces“.

In clinical and hygienic-sensitive areas:
surface un-perforated (L0)



Tested and certified for use in clean rooms
surface un-perforated (L0)



Fraunhofer
TESTED[®]
DEVICE
OWA GmbH
OWAtecta-Systeme S 33/S 45
Report No. OW 1003-518

Please refer to [OWA brochure 9398 e](#) and [OWAtecta Installation Guide 9303 e](#) for recommendations regarding classification and versions.

System description:
exposed, demountable OWAconstruct system S 33/S 45 (lay-in system)

Quality statement:

OWAtecta metal ceiling tiles are manufactured from galvanized steel or aluminium sheet and produced in non-perforated or perforated versions with the latter normally including a black, non-woven acoustic fleece. All exposed metal surfaces are white powder coated. Products are manufactured in accordance with the guidelines for material specification, quality, dimensional tolerances and colour shown in the European standard EN 13964, Suspended Ceilings. Requirements and test methods.

Special features can be found in the [OWAtecta Installation Guide 9303 e](#).

Product warranties

The information provided in this leaflet is based on the standards and data available at the time of publication. Any performance, warranties or guarantees provided, expressed or implied, are subject to the exclusive use of OWA components and the installation of those components in accordance with our recommendations. Failure to adhere to these conditions will result in the invalidation of any performance claims, warranties or guarantees and rejection of any liability. OWA reserves the right to make any technical improvements to the products, systems or services without prior notice. **All goods and services are supplied in accordance with our current Terms and Conditions of Sale.** Errors excepted!

The information in this brochure is up-to-date at the time of publication. Subject to alterations. Please contact our OWAconsult team for specific advice. Our experts will be happy to answer your questions using the following contact details: tel: +49 9373 201-444 or e-mail: info@owaconsult.de



Odenwald Faserplattenwerk GmbH

Dr.-F.-A.-Freundt-Straße 3 | 63916 Amorbach | Germany
tel +49 9373 201-0 | info@owa.de
www.owa-ceilings.com