




Price list 1/2025

Contents

OWAcoustic premium surface patterns	5	Installation examples	42
General information	9		
Exposed systems S 3 and S 3 cliq	10	Light fixtures	
Exposed system S 3 cliq seismic resistant	14	Standard light fixtures	44
Exposed systems S 3a and S 3a cliq	15	Fire resistance kits for light fixtures	46
Exposed system S 15 cliq	17	OWA clear grid	48
Exposed system S 15a cliq	19		
Exposed system S 15b	21	OWAconstruct	
Wall installation	22	OWAconstruct standard profiles	49
Semi-concealed system S 2p	23	OWAconstruct coloured profiles	50
Clear spanning system S 6a	24	OWAconstruct hanger	51
Clear spanning system S 6b	26	OWAconstruct decoration hanger	52
Clear spanning system S 6c	27	OWAconstruct fixing systems	53
Bandraaster system S 18d	28	OWAconstruct wall perimeters	54
Bandraaster system S 18p	30	OWAconstruct wall angles	55
Bandraaster system S 18k	32	OWAconstruct flexible wall profiles	56
Clean room and hygienic ceilings	34	OWAconstruct edge profiles	65
Positive and negative pressure ceilings, according to EN 12114	36	OWAconstruct accessories	66
Ceilings for high humidity areas	37	OWAconstruct installation tools	67
Soand protection ceilings		OWAconstruct index	68
Sinfonia Privacy	38	List of packaging	86
Janus	38	Index	88
Wide-span profiles type 8550	39	Legal notice	90
Wide-span profiles type 6500	41	Conditions of sale, delivery and payment	90

OWAcoustic premium surface patterns

Fleece-covered tiles



Brillianto A
20 mm: $\alpha_w = 0.95$ | NRC = 0.95
14 mm: $\alpha_w = 0.90$ | NRC = 0.90



Bolero
 $\alpha_w = 0.85$ | NRC = 0.85



Sinfonia
 $\alpha_w = 0.90$ | NRC = 0.90



Sinfonia c
 $\alpha_w = 0.70$ | NRC = 0.70



Sinfonia Privacy
 $\alpha_w = 0.70$ | NRC = 0.70



Sinfonia Reflecta
 $\alpha_w = 0.15$ | NRC = 0.15




Sinfonia Silencia
 $\alpha_w = 1.00$ | NRC = 1.00



Sinfonia black
(similar RAL 9004)
 $\alpha_w = 0.85$ | NRC = 0.85



Sinfonia grey (similar RAL 7036)
 $\alpha_w = 0.85$ | NRC = 0.85



OWAcolor
14 mm: $\alpha_w = 0.85$ | NRC = 0.85



Ocean (100 % RH)
 $\alpha_w = 0.95$ | NRC = 0.95



Humancare Lab
 $\alpha_w = 0.70$ | NRC = 0.70



Humancare Plus
 $\alpha_w = 0.90$ | NRC = 0.90



Humancare Pro
 $\alpha_w = 0.95$ | NRC = 0.95



Humancare | Sinfonia
 $\alpha_w = 0.90$ | NRC = 0.90



Humancare | Sinfonia c
 $\alpha_w = 0.70$ | NRC = 0.70




Humancare | Sinfonia Silencia
 $\alpha_w = 1.00$ | NRC = 1.00

OWAcoustic premium surface patterns


Classic mineral tiles



Constellation
 $\alpha_w = 0.70$ | NRC = 0.70



Cosmos/N*
 $\alpha_w = 0.65$ | NRC = 0.65




Cosmos/O*
 $\alpha_w = 0.15$ | NRC = 0.15



Harmony
 $\alpha_w = 0.60$ | NRC = 0.65



Finetta
 $\alpha_w = 0.70$ | NRC = 0.70



Plain
 $\alpha_w = 0.15$ | NRC = 0.15




NEW Sandila NRC
 $\alpha_w = 0.65$ | NRC = 0.75



NEW Sandila/N*
 $\alpha_w = 0.60$ | NRC = 0.65




Mavroc® | Constellation
 $\alpha_w = 0.70$ | NRC = 0.70




Sanitas® 02 | Plain
 $\alpha_w = 0.15$ | NRC = 0.15

Foil-laminated tiles


OWAcoustic smart surface patterns



OWAlux® white
 $\alpha_w = 0.15$ | NRC = 0.15



Constellation smart
 $\alpha_w = 0.60$ | NRC = 0.60





NEW Sandila NRC smart
 $\alpha_w = 0.65$ | NRC = 0.70



NEW Sandila/N* smart
 $\alpha_w = 0.55$ | NRC = 0.60

* N = needled, O = plain

These are average price indications. Please contact your local OWA Representative or our Export Team in order to get your personal quotation.



For further details, please refer to the
OWAcolour concept spec card.

**OWA**

For individualists

OWAcolour concept

INSPIRING, CREATIVE, INDIVIDUAL

Discover the possibilities of the inspiring OWAcolour concept for mineral ceilings. We offer you the opportunity to integrate custom OWA ceilings into your interior design. Let your creativity flow to create unique spaces with OWA where people feel comfortable and enjoy spending time.

Additional RAL and NCS colours available on request.

General information

The latest price list and a wide range of further information is available on our homepage: www.owa-ceilings.com

OWAcoustic ceiling tiles

Delivery categories

We have divided our product range into delivery categories to make planning easier. This enables you to see which items are available at very short notice and which require an allowance for a certain lead time at a glance.

The delivery categories are arranged as follows (**ex factory Amorbach**):

- A** production within 8 days from receipt of order, delivery time depending on destination and type of delivery no minimum order quantity, no set-up costs
- B** production within 3 weeks from receipt of order, delivery time depending on destination and type of delivery no minimum order quantity, no set-up costs
- C** production within 6 weeks from receipt of order, delivery time depending on destination and type of delivery no minimum order quantity, no set-up costs
- D** production within 6 weeks from receipt of order, delivery time depending on destination and type of delivery minimum order quantity of 250 m², no set-up costs
- X** on request

Dimensions

The dimensions specified in this price list are grid sizes and calculation-relevant dimensions. The net dimensions of tiles may vary depending on the system.

Surface patterns

All illustrations are reduced in size. They show the complete tile in original size. It is possible that they differ from reality. Please note that they are only similar. Please make your final decision based on an original sample of the tile.

Surface

All standard OWAcoustic panels are white-coated. The surface is smudge-proof and easy to clean.

Colour

Tiles can be painted on site (see OWA installation guide) or off-site by others but variations to shade and or sheen may occur that are due to factors outside our control. Where the we supply any painted, printed or other coloured products it is imperative that material from different batches/production times are not mixed together in the same areas.

OWAconstruct – Construction parts and accessories

Guide prices per m² of ceiling

The guide prices of the standard systems quoted here include all listed construction parts with the exception of wall connectors and hangers, which are selected based on the shape and size of the room.

Methods of fixing and hanging from the supporting structure are based on structural features and fire protection regulations, and can vary widely. These costs must be calculated for each specific situation, and are therefore not included in the guide prices.

All construction parts in this price list have been specially selected for our OWA ceiling systems. If you plan to combine other substructure systems with elements of our OWA ceiling systems, the building contractor, architect or installation engineer must independently check whether these construction parts are compatible.

Feel free to request an overview of fire protection tests for OWA ceiling systems in [brochure 9501 e](#).

A number of the construction parts have been subjected to various fire and noise protection checks and have been tested for resilience. We have the relevant test certificates. However, these test results are only valid when using original OWA construction parts and OWAcoustic tiles.

Ceiling tiles for exposed systems S 3, S 3 cliq and S 3 cliq seismic resistant

OWAcoustic premium

Edge

3

Length (mm) Width (mm) Part no. Units/pack €/m² Del. cat.

Constellation						15 mm nom., A2-s1,d0
600	600	00000011	12	15.00	A	
625	625	00000014	12	15.00	A	
1200	600	00073782	10	15.00	A	
1250	625	00000007	10	15.00	B	
2000	300	00000773	10	on request	X	
2000	312.5	00011953	10	on request	D	
2000	400	00000887	10	on request	D	
2500	312.5	00011567	10	on request	X	
2500	400	00000913	10	24.30	X	

Further dimensions on request

Constellation						20 mm nom., A2-s1,d0
625	625	00000015	8	22.55	C	

Cosmos/N						15 mm nom., A2-s1,d0
600	600	00000115	12	18.15	B	
625	625	00000120	12	18.15	A	
1200	600	00073786	10	18.15	B	
1250	625	00000113	10	18.15	B	
2000	300	00013711	10	on request	X	
2000	312.5	00010560	10	on request	D	
2000	400	00013282	10	on request	X	
2500	300	00013712	10	on request	D	
2500	400	00013443	10	24.40	X	

Further dimensions on request

Cosmos/O						15 mm nom., A2-s1,d0
625	625	00000086	12	18.15	A	
1250	625	00000077	10	18.15	C	

Harmony						15 mm nom., A2-s1,d0
625	625	00000099	12	14.80	B	
1250	625	00000093	10	14.80	X	

Finetta						15 mm nom., A2-s1,d0
625	625	00028799	12	14.80	B	

Plain						15 mm nom., A2-s1,d0
600	600	00000042	12	17.40	B	
625	625	00000048	12	17.40	A	

NEW Sandila NRC						15 mm nom., A2-s1,d0
600	600	00075455	12	19.00	C	
625	625	00075639	12	19.00	B	

NEW Sandila/N						15 mm nom., A2-s1,d0
600	600	00075469	12	17.40	C	
625	625	00075343	12	17.40	B	
1200	600	00075490	10	17.40	B	
1250	625	00075503	10	17.40	B	

Bolero						15 mm nom., A2-s1,d0
625	625	00061783	12	22.50	B	

Length (mm) Width (mm) Part no. Units/pack €/m² Del. cat.

Brillianto A 14 mm						14 mm nom., A2-s1,d0
600	600	00089666	12	19.00	A	
625	625	00091240	12	19.00	A	
1200	600	00091242	10	19.00	A	
1250	625	00091243	10	19.00	A	

Brillianto A 20 mm						20 mm nom., A2-s1,d0
600	600	00079872	10	22.80	A	
625	625	00079873	10	22.80	B	
1200	600	00077568	8	22.80	C	
1250	625	00077573	8	28.05	C	

Sinfonia						15 mm nom., A2-s1,d0
600	600	00091499	12	22.40	A	
625	625	00091501	12	22.40	A	
1200	600	00091502	10	22.40	A	
1250	625	00091504	10	22.40	B	

Further dimensions on request

Sinfonia black						15 mm nom., A2-s1,d0
600	600	00091558	12	26.90	B	
625	625	00091560	12	26.90	B	
1200	600	00091561	10	26.90	D	
1250	625	00091563	10	31.55	D	

Sinfonia grey						15 mm nom., A2-s1,d0
600	600	00091550	12	26.90	B	
625	625	00091552	12	26.90	B	
1200	600	00091553	10	26.90	D	
1250	625	00091555	10	26.90	D	

OWAcolor						14 mm nom., A2-s1,d0
600	600	on request	12	on request	X	
625	625	on request	12	38.95	X	
1200	600	on request	10	on request	X	
1250	625	on request	10	38.95	X	

Sinfonia Silencia						20 mm nom., A2-s1,d0
600	600	00079391	10	24.75	B	
625	625	00079388	10	26.10	A	
1200	600	00079395	8	26.10	C	
1250	625	00079392	8	26.10	C	

Further dimensions on request

Sinfonia Privacy						20 mm nom., A2-s1,d0
600	600	00079625	10	33.05	C	
625	625	00079622	10	33.05	B	
1200	600	00079628	8	on request	C	
1250	625	00079626	8	33.05	C	
1250	312.5	00079651	8	on request	D	
2500	300	00079659	8	on request	D	
2500	312.5	00079660	8	on request	D	

Further dimensions on request

Ceiling tiles for exposed systems S 3, S 3 cliq and S 3 cliq seismic resistant

OWAcoustic premium

Edge

3

Length (mm) Width (mm) Part no. Units/pack €/m² Del. cat.

Sinfonia Reflecta 15 mm nom., A2-s1,d0

Length (mm)	Width (mm)	Part no.	Units/pack	€/m ²	Del. cat.
600	600	00077457	12	30.70	B
625	625	00077472	12	64.90	C

Ceiling tiles for exposed systems S 3 and S 3 cliq

OWAcoustic smart

Edge

3

Length (mm) Width (mm) Part no. Units/pack €/m² Del. cat.

Constellation smart 14 mm nom., A2-s1,d0

Length (mm)	Width (mm)	Part no.	Units/pack	€/m ²	Del. cat.
600	600	00043735	12	14.60	A
625	625	00043785	12	14.60	A
1200	600	00043931	10	14.60	A
1250	625	00045661	10	14.60	C

NEW Sandila NRC smart 14 mm nom., A2-s1,d0

Length (mm)	Width (mm)	Part no.	Units/pack	€/m ²	Del. cat.
1250	625	00076011	10	16.60	X

NEW Sandila/N smart 14 mm nom., A2-s1,d0

Length (mm)	Width (mm)	Part no.	Units/pack	€/m ²	Del. cat.
600	600	00075289	12	16.95	A
625	625	00075436	12	16.95	B
1200	600	00075437	10	16.95	B
1250	625	00075518	10	16.95	X

A = availability within 1 week, delivery period depending on place of delivery, no minimum order, no installation costs
 B = availability in 3 weeks, delivery period depending on place of delivery, no minimum order, no installation costs
 C = availability in 6 weeks, delivery period depending on place of delivery, no minimum order, no installation costs
 D = availability in 6 weeks, delivery period depending on place of delivery, minimum order of 250 m², no installation costs
 X = on request

Construction S 3

OWAconstruct

Exposed system with profiles of 24 mm width,
demountable

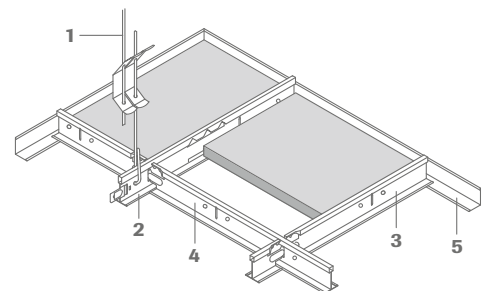


Description	Dimension/surface	Units/pack	€
No. 12/30/2*● Adjustable hanger with double tension springs	Diameter: 4 mm maximum load: 0.25 kN max. range of extension: 270 mm	100 pieces	0.35/piece
No. 45 Main tee width 24 mm	Height: 38 mm lengths: 3700 mm, 3750 mm visible side white visible side white aluminium ¹ visible side black ² visible side Sinfonia grey ³	25 pieces 25 pieces 25 pieces 25 pieces	1.87/m 2.73/m 2.73/m 6.19/m
No. 46 Cross tee width 24 mm, butt-jointed	Height: 32 mm lengths: 600 mm, 625 mm visible side white visible side white aluminium ¹ visible side black ² visible side Sinfonia grey ³	75 pieces 75 pieces 75 pieces 75 pieces	1.87/m 2.73/m 2.73/m 6.19/m
No. 47 Cross tee width 24 mm, butt-jointed	Height: 32 mm lengths: 1200 mm, 1250 mm visible side white visible side white aluminium ¹ visible side black ² visible side Sinfonia grey ³	50 pieces 50 pieces 50 pieces 50 pieces	1.87/m 2.73/m 2.73/m 6.19/m
No. 48 Cross tee width 24 mm, butt-jointed	Height: 32 mm lengths: 300 mm 312.5 mm 400 mm visible side white visible side black und request	75 pieces 75 pieces 75 pieces	2.68/piece 2.61/piece 2.23/piece
No. 50G ▲ Wall angle	Height: 24 mm width: 19 mm length: 3050 mm visible side white visible side white aluminium ¹ visible side Sinfonia grey ³	40 pieces 40 pieces 40 pieces	1.35/m 2.18/m 6.00/m
No. 51/24G Wall angle	Height: 24 mm width: 24 mm length: 3000 mm thickness: 0.5 mm visible side white visible side black ²	30 pieces 30 pieces	1.54/m 2.98/m

● More hangers see page 51
▲ More wall angles see page 55

¹ Similar RAL 9006
² Similar RAL 9005
³ Similar RAL 7004

* **Important:** a wire overhang of at least 15 mm must be maintained



Bottom edge guide price per m² of ceiling, for white bottom edge

600 x 600 mm:	approx. 6.45 Euro/m²
625 x 625 mm:	approx. 6.23 Euro/m²
1200 x 600 mm:	approx. 4.90 Euro/m²
1250 x 625 mm:	approx. 4.73 Euro/m²
2000 x 300 mm:	approx. 7.81 Euro/m²
2000 x 312.5 mm:	approx. 7.91 Euro/m²
2000 x 400 mm:	approx. 6.28 Euro/m²
plus wall angle:	1.54 Euro/m

Construction parts/m ²	600x600 mm	625x625 mm	1200x600 mm	1250x625 mm	2000x300 mm	2000x312.5 mm	2000x400 mm
1 Hanger	0.7 piece	0.7 piece	0.7 piece	0.7 piece	1.85 piece	1.78 piece	1.4 piece
2 Main tee no. 45	0.83 m	0.8 m	0.83 m	0.8 m	3.33 m	3.2 m	2.5 m
3 Cross tee no. 46	0.83 m	0.8 m	-	-	-	-	-
4 Cross tee no. 47	1.66 m	1.6 m	1.66 m	1.6 m	-	-	-
4 Cross tee no. 48	-	-	-	-	0.5 m	0.5 m	0.5 m
5 Wall angle no. 50G	Dependent on room size and shape						

These are average price indications. Please contact your local OWA Representative or our Export Team in order to get your personal quotation.

Construction S 3 cliq

OWAconstruct

Exposed system with profiles of 24 mm width, demountable

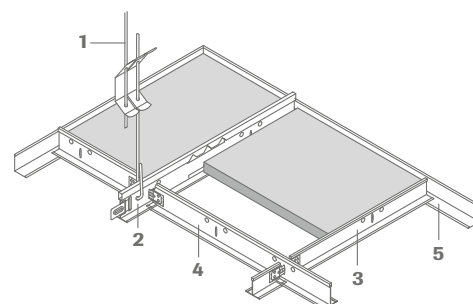


Description	Dimension/surface	Units/pack	€
No. 12/30/2*● Adjustable hanger with double tension springs	Diameter: 4 mm maximum load: 0.25 kN max. range of extension: 270 mm	100 pieces	0.35/piece
cliq-24-MR Main tee	Height: 38 mm lengths: 3600 mm 3750 mm visible side white visible side white aluminium ¹ visible side black ² visible side Sinfonia grey ³	20 pieces 20 pieces 20 pieces 20 pieces	1.87/m 2.73/m 2.73/m 6.19/m
cliq-24-CT Cross tee short, width 24 mm, joggled	Height: 25 mm lengths: 600 mm, 625 mm visible side white visible side white aluminium ¹ visible side black ² visible side Sinfonia grey ³	60 pieces 60 pieces 60 pieces 60 pieces	1.87/m 2.73/m 2.73/m 6.19/m
cliq-24-CT Cross tee long, width 24 mm, joggled	Height: 32 mm lengths: 1200 mm 1250 mm visible side white visible side white aluminium ¹ visible side black ² visible side Sinfonia grey ³	60 pieces 60 pieces 60 pieces 60 pieces	1.87/m 2.73/m 2.73/m 6.19/m
cliq-24-CT Cross tee short, width 24 mm, joggled	Height: 25 mm lengths: 300 mm, 312.5 mm 400 mm visible side white	60 pieces 60 pieces	1.98/piece 1.97/piece
No. 50G ▲ Wall angle	Height: 24 mm width: 19 mm length: 3050 mm visible side white visible side white aluminium ¹ visible side Sinfonia grey ³	40 pieces 40 pieces 40 pieces	1.35/m 2.18/m 6.00/m
No. 51/24G Wall angle	Height: 24 mm width: 24 mm length: 3000 mm thickness: 0.5 mm visible side white visible side black ²	30 pieces 30 pieces	1.54/m 2.98/m

- More hangers see page 51
▲ More wall angles see page 55

- ¹ Similar RAL 9006
² Similar RAL 9005
³ Similar RAL 7004

* **Important:** a wire overhang of at least 15 mm must be maintained



Bottom edge guide price per m² of ceiling, for white bottom edge

600 x 600 mm:	approx. 6.45 Euro/m²
625 x 625 mm:	approx. 6.23 Euro/m²
1200 x 600 mm:	approx. 4.90 Euro/m²
1250 x 625 mm:	approx. 4.73 Euro/m²
2500 x 300 mm:	approx. 7.67 Euro/m²
2500 x 312.5 mm:	approx. 7.38 Euro/m²
2500 x 400 mm:	approx. 5.95 Euro/m²
plus wall angle:	1.54 Euro/m

Construction parts/m ²	600x600 mm	625x625 mm	1200x600 mm	1250x625 mm	2500x300 mm	2500x312.5 mm	2500x400 mm
1 Hanger	0.7 piece	0.7 piece	0.7 piece	0.7 piece	1.85 piece	1.78 piece	1.4 piece
2 Main tee cliq-24-MR	0.83 m	0.8 m	0.83 m	0.8 m	3.33 m	3.2 m	2.5 m
3 Cross tee cliq-24-CT. short	0.83 m	0.8 m	-	-	0.4 m	0.4 m	0.4 m
4 Cross tee cliq-24-CT. long	1.66 m	1.6 m	1.66 m	1.6 m	-	-	-
5 Wall angle no. 50G	Dependent on room size and shape						

These are average price indications. Please contact your local OWA Representative or our Export Team in order to get your personal quotation.

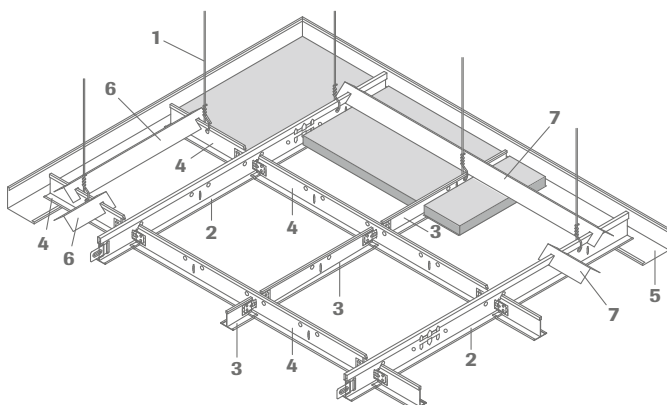
OWAconstruct



Exposed system, demountable
seismic resistant (ASTM E 580/E 580M-10a)

Description	Dimension/surface	Units/pack	€
Pre-stressed galvanised wire	Thickness > 2.0 mm		
cliq-24-MR Main tee	Height: 38 mm lengths: 3600 mm 3750 mm visible side white	20 pieces	1.87/m
cliq-24-CT Cross tee short, width 24 mm, joggled	Height: 25 mm lengths: 600 mm, 625 mm visible side white	60 pieces	1.87/m
cliq-24-CT Cross tee long, width 24 mm, joggled	Height: 32 mm lengths: 1200 mm 1250 mm visible side white	60 pieces	1.87/m
No. 6570 Grid angle	Length: 4000 mm 28 x 28 x 2 mm Perforation Ø 6.5 mm	8 pieces	5.81/m
No. 51/1 Wall trim	Height: 50 mm width: 35 mm length: 3750 mm thickness: 1.0 mm visible side white	10 pieces	8.28/m
No. 43 Spacer, long	Lengths: 1225.5 mm for grid 1200 mm 1275.5 mm for grid 1250 mm galvanised	50 pieces	4.34/m
No. 43 Spacer, short	Lengths: 625.5 mm for grid 600 mm 650.5 mm for grid 625 mm galvanised	50 pieces	4.34/m
sjc01 Length adjustment	For main tee cliq-24-MR and cliq-24 CT long consisting of: 2 pce. retaining plates 1 pce. retainer	Loose	5.45/piece
sjc02 Length adjustment	For cross tee cliq-24-CT short consisting of: 2 pce. retaining plates 1 pce. retainer	Loose	5.45/piece

For further versions please refer to system data sheet S 3 seismic resistant.



**Bottom edge guide price per m²
of ceiling, for white bottom edge** 600 x 600 mm:
plus wall angle:
plus spacer and accessories **approx. 6.21 Euro/m²
8.28 Euro/m**

Construction parts/m ²	600 x 600 mm
1 Pre-stressed galvanised wire	0.7 piece
2 Main tee cliq-24-MR	0.83 m
3 Cross tee short cliq-24-CT	0.83 m
4 Cross tee long cliq-24-CT	1.66 m
5 Wall trim no. 51/1	Dependent on room size and shape
6 Spacer short no. 43	Dependent on room size and shape
7 Spacer long no. 43	Dependent on room size and shape

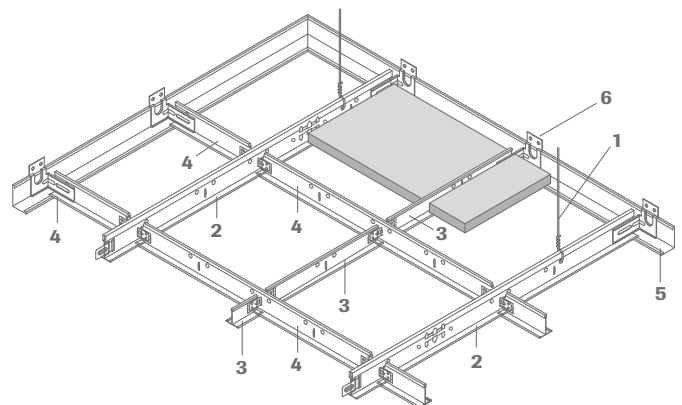
OWAconstruct



Exposed system, demountable
seismic resistant (CISCA recommendations)

Description	Dimension/surface	Units/pack	€
Pre-stressed galvanised wire	Thickness > 2.0 mm		
cliq-24-MR Main tee	Height: 38 mm lengths: 3600 mm 3750 mm visible side white	20 pieces	1.87/m
cliq-24-CT Cross tee short, width 24 mm, joggled	Height: 25 mm lengths: 600 mm, 625 mm visible side white	60 pieces	1.87/m
cliq-24-CT Cross tee long, width 24 mm, joggled	Height: 32 mm lengths: 1200 mm 1250 mm visible side white	60 pieces	1.87/m
No. 6570 Grid angle	Length: 4000 mm 28 x 28 x 2 mm Perforation Ø 6.5 mm	8 pieces	5.81/m
No. 51/25 Wall trim	Height: 25 mm width: 25 mm thickness: 1.0 mm length: 3000 mm visible side white	10 pieces	4.78/m
spc02 Wall bracket	Steel, galvanised	100 pieces	0.85/piece
sjc01 Length adjustment	For main tee cliq-24-MR and cliq-24 CT long consisting of: 2 pce. retaining plates 1 pce. retainer	2 pieces	5.45/piece
sjc02 Length adjustment	For cross tee cliq-24-CT short consisting of: 2 pce. retaining plates 1 pce. retainer	2 pieces	5.45/piece

For further versions please refer to system data sheet S 3 seismic resistant.



**Bottom edge guide price per m²
of ceiling, for white bottom edge** 600 x 600 mm:
plus wall angle:
plus spacer and accessories **approx. 6.21 Euro/m²
4.78 Euro/m**

Construction parts/m ²	600 x 600 mm
1 Pre-stressed galvanised wire	0.7 piece
2 Main tee cliq-24-MR	0.83 m
3 Cross tee short cliq-24-CT	0.83 m
4 Cross tee long cliq-24-CT	1.66 m
5 Wall trim no. 51/25	Dependent on room size and shape
6 Wall bracket no. spc02	Dependent on room size and shape

Ceiling tiles for exposed systems S 3a and S 3a cliq

OWAcoustic premium

Edge

6

Contura

OWAcoustic premium

Edge

7

Contura

Length (mm) Width (mm) Part no. Units/pack €/m² Del. cat.

Constellation						15 mm nom., A2-s1,d0
600	600	00000012	10	18.50	B	
625	625	00000017	10	18.50	B	
1200	600	00073867	10	19.95	D	
1250	625	00000009	10	18.50	C	

Further dimensions on request

Cosmos/N						15 mm nom., A2-s1,d0
600	600	00000116	10	22.25	B	
625	625	00000123	10	22.25	B	
1200	600	00073868	10	22.25	D	
1250	625	00000114	10	22.25	C	

Further dimensions on request

Cosmos/O						15 mm nom., A2-s1,d0
625	625	00000089	10	22.25	B	
1250	625	00000078	10	22.25	X	

Plain						15 mm nom., A2-s1,d0
625	625	00000051	10	21.30	C	

NEW Sandila NRC						15 mm nom., A2-s1,d0
600	600	00075977	10	23.30	X	
625	625	00075456	10	23.30	X	

NEW Sandila/N						15 mm nom., A2-s1,d0
600	600	00075470	10	21.30	C	
625	625	00075434	10	21.30	C	
1200	600	00075500	10	21.30	X	
1250	625	00075504	10	21.30	X	

Sinfonia						15 mm nom., A2-s1,d0
600	600	00091505	10	27.60	B	
625	625	00091507	10	27.60	B	
1200	600	00091508	10	27.60	B	
1250	625	00091510	10	27.60	C	

Sinfonia Silencia						20 mm nom., A2-s1,d0
600	600	00079407	10	31.35	C	
625	625	00079404	10	on request	B	
1200	600	00079410	8	on request	X	
1250	625	00079408	8	on request	X	

Sinfonia Privacy						20 mm nom., A2-s1,d0
600	600	00079633	10	39.90	C	
625	625	00079629	10	on request	X	
1200	600	00079636	8	39.90	D	
1250	625	00079634	8	on request	D	

Sinfonia Reflecta						15 mm nom., A2-s1,d0
600	600	00077460	10	37.70	D	
625	625	00077474	10	44.95	X	

Length (mm) Width (mm) Part no. Units/pack €/m² Del. cat.

Brillianto A						14 mm nom., A2-s1,d0
600	600	00092086	12	23.50	A	
625	625	00092088	12	23.50	A	
1200	600	00092092	10	23.50	C	
1250	625	00092099	10	23.50	C	

A = availability within 1 week, delivery period depending on place of delivery, no minimum order, no installation costs
 B = availability in 3 weeks, delivery period depending on place of delivery, no minimum order, no installation costs
 C = availability in 6 weeks, delivery period depending on place of delivery, no minimum order, no installation costs
 D = availability in 6 weeks, delivery period depending on place of delivery, minimum order of 250 m², no installation costs
 X = on request

These are average price indications. Please contact your local OWA Representative or our Export Team in order to get your personal quotation.

Construction S 3a

OWAconstruct

Exposed system, Contura,
with profiles of 24 mm width, demountable

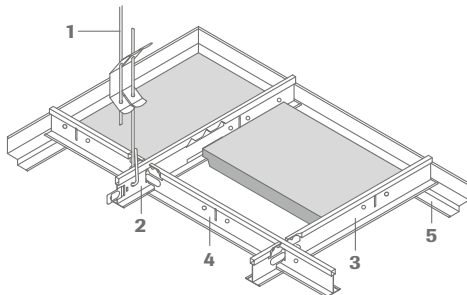


Description	Dimension/surface	Units/pack	€
No. 12/30/2*● Adjustable hanger with double tension springs	Diameter: 4 mm maximum load: 0.25 kN max. range of extension: 270 mm	100 pieces	0.35/piece
No. 45 Main tee width 24 mm	Height: 38 mm lengths: 3700 mm 3750 mm visible side white visible side white aluminium ¹ visible side black ²	25 pieces 25 pieces 25 pieces	1.87/m 2.73/m 2.73/m
No. 46 Cross tee width 24 mm, butt-jointed	Height: 32 mm lengths: 600 mm 625 mm visible side white visible side white aluminium ¹ visible side black ²	75 pieces 75 pieces 75 pieces	1.87/m 2.73/m 2.73/m
No. 47 Cross tee width 24 mm, butt-jointed	Height: 32 mm lengths: 1200 mm 1250 mm visible side white visible side white aluminium ¹ visible side black ²	50 pieces 50 pieces 50 pieces	1.87/m 2.73/m 2.73/m
No. 50/14 Shadow wall angle for edge 7	Height: 31 mm visible width: 15 mm total width: 30 mm length: 3050 mm visible side white**	35 pieces	3.93/m
No. 50/15 ▲ Shadow wall angle for edge 6	Height: 33 mm visible width: 15 mm total width: 30 mm length: 3050 mm visible side white**	35 pieces	3.93/m
No. 42/7 Contura block for edge 7	Height: 6 mm width: 24 mm total width: 31 mm white	100 pieces	0.34/piece
No. 42/24 Contura block for edge 6	Height: 8 mm width: 24 mm total width: 33 mm white	100 pieces	0.34/piece

● More hangers see page 51
▲ More wall angles see page 55

¹ Similar RAL 9006
² Similar RAL 9005

* **Important:** a wire overhang of at least 15 mm must be maintained
** Visible side colour can be changed via repainting, i.e. white aluminium or black - see page 50. Attention: When installing adjacent to main and cross tees, the colour/gloss may vary.



Bottom edge guide price per m ² of ceiling, for white bottom edge	600 x 600 mm:	approx. 6.45 Euro/m ²
	625 x 625 mm:	approx. 6.23 Euro/m ²
	1200 x 600 mm:	approx. 4.90 Euro/m ²
	1250 x 625 mm:	approx. 4.73 Euro/m ²
	plus wall angle:	3.93 Euro/m

Construction parts/m ²	600x600mm	625x625mm	1200x600mm	1250x625mm
1 Hanger	0.7 piece	0.7 piece	0.7 piece	0.7 piece
2 Main tee no. 45	0.83 m	0.8 m	0.83 m	0.8 m
3 Cross tee no. 46	0.83 m	0.8 m	-	-
4 Cross tee no. 47	1.66 m	1.6 m	1.66 m	1.6 m
5 Shadow wall angle no. 50/15	Dependent on room size and shape			

Construction S 3a cliq

OWAconstruct

Exposed system, Contura,
with profiles of 24 mm width, demountable

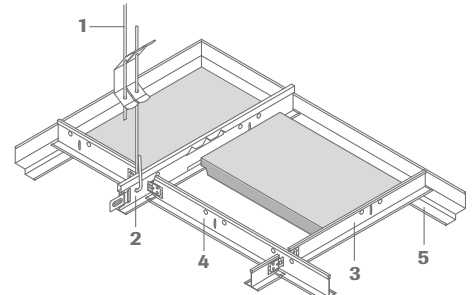


Description	Dimension/surface	Units/pack	€
No. 12/30/2*● Adjustable hanger with double tension springs	Diameter: 4 mm maximum load: 0.25 kN max. range of extension: 270 mm	100 pieces	0.35/piece
cliq-24-MR Main tee	Height: 38 mm lengths: 3600 mm 3750 mm visible side white visible side white aluminium ¹ visible side black ²	20 pieces 20 pieces 20 pieces	1.87/m 2.73/m 2.73/m
cliq-24-CT Cross tee short, width 24 mm, joggled	Height: 24 mm lengths: 600 mm 625 mm visible side white visible side white aluminium ¹ visible side black ²	60 pieces 60 pieces 60 pieces	1.87/m 2.73/m 2.73/m
cliq-24-CT Cross tee long, width 24 mm, joggled	Height: 32 mm lengths: 1200 mm 1250 mm visible side white visible side white aluminium ¹ visible side black ²	60 pieces 60 pieces 60 pieces	1.87/m 2.73/m 2.73/m
No. 50/14 Shadow wall angle for edge 7	Height: 31 mm visible width: 15 mm total width: 30 mm length: 3050 mm visible side white**	35 pieces	3.93/m
No. 50/15 ▲ Shadow wall angle for edge 6	Height: 33 mm visible width: 15 mm total width: 30 mm length: 3050 mm visible side white**	35 pieces	3.93/m
No. 42/7 Contura block for edge 7	Height: 6 mm width: 24 mm total width: 31 mm white	100 pieces	0.34/piece
No. 42/24 Contura block for edge 6	Height: 8 mm width: 24 mm total width: 33 mm white	100 pieces	0.34/piece

● More hangers see page 51
▲ More wall angles see page 55

¹ Similar RAL 9006
² Similar RAL 9005

* **Important:** a wire overhang of at least 15 mm must be maintained
** Visible side colour can be changed via repainting, i.e. white aluminium or black - see page 50. Attention: When installing adjacent to main and cross tees, the colour/gloss may vary.



Bottom edge guide price per m ² of ceiling, for white bottom edge	600 x 600 mm:	approx. 6.45 Euro/m ²
	625 x 625 mm:	approx. 6.23 Euro/m ²
	1200 x 600 mm:	approx. 4.90 Euro/m ²
	1250 x 625 mm:	approx. 4.73 Euro/m ²
	plus wall angle:	3.93 Euro/m

Construction parts/m ²	600x600mm	625x625mm	1200x600mm	1250x625mm
1 Hanger	0.7 piece	0.7 piece	0.7 piece	0.7 piece
2 Main tee cliq-24-MR	0.83 m	0.8 m	0.83 m	0.8 m
3 Cross tee cliq-24-CT, short	0.83 m	0.8 m	-	-
4 Cross tee cliq-24-CT, long	1.66 m	1.6 m	1.66 m	1.6 m
5 Shadow wall angle no. 50/15	Dependent on room size and shape			

Ceiling tiles for exposed system S 15 cliq

OWAcoustic premium

Edge

3

Length (mm)	Width (mm)	Part no.	Units/pack	€/m ²	Del. cat.
Constellation 15 mm nom., A2-s1,d0					
600	600	00000011	12	15.00	A
625	625	00000014	12	15.00	A
1200	600	00073782	10	15.00	A
1250	625	00000007	10	15.00	B
2000	300	00000773	10	on request	X
2000	312.5	00011953	10	on request	D
2000	400	00000887	10	on request	D
2500	312.5	00011567	10	on request	X
2500	400	00000913	10	24.30	X
Further dimensions on request					
Constellation 20 mm nom., A2-s1,d0					
625	625	00000015	8	22.55	C
Cosmos/N 15 mm nom., A2-s1,d0					
600	600	00000115	12	18.15	B
625	625	00000120	12	18.15	A
1200	600	00073786	10	18.15	B
1250	625	00000113	10	18.15	B
2000	300	00013711	10	on request	X
2000	312.5	00010560	10	on request	D
2000	400	00013282	10	on request	X
2500	300	00013712	10	on request	D
2500	400	00013443	10	24.40	X
Further dimensions on request					
Cosmos/O 15 mm nom., A2-s1,d0					
625	625	00000086	12	18.15	A
1250	625	00000077	10	18.15	C
Harmony 15 mm nom., A2-s1,d0					
625	625	00000099	12	18.15	B
1250	625	00000093	10	14.80	X
Finetta 15 mm nom., A2-s1,d0					
625	625	00028799	12	14.80	B
Plain 15 mm nom., A2-s1,d0					
600	600	00000042	12	17.40	B
625	625	00000048	12	17.40	A
NEW Sandila NRC 15 mm nom., A2-s1,d0					
600	600	00075455	12	19.00	C
625	625	00075639	12	19.00	B
NEW Sandila/N 15 mm nom., A2-s1,d0					
600	600	00075469	12	17.40	C
625	625	00075343	12	17.40	B
1200	600	00075490	10	17.40	B
1250	625	00075503	10	17.40	B
Bolero 15 mm nom., A2-s1,d0					
625	625	00061783	12	22.50	B
Brillianto A 14 mm 14 mm nom., A2-s1,d0					
600	600	00089666	12	19.00	A
625	625	00091240	12	19.00	A
1200	600	00091242	10	19.00	A
1250	625	00091243	10	19.00	A
Brillianto A 20 mm 20 mm nom., A2-s1,d0					
600	600	00079872	10	22.80	A
625	625	00079873	10	22.80	B
1200	600	00077568	8	22.80	C
1250	625	00077573	8	28.05	C
Sinfonia 15 mm nom., A2-s1,d0					
600	600	00091499	12	22.40	A
625	625	00091501	12	22.40	A
1200	600	00091502	10	22.40	A
1250	625	00091504	10	22.40	B
Further dimensions on request					
Sinfonia black 15 mm nom., A2-s1,d0					
600	600	00091558	12	26.90	B
625	625	00091560	12	26.90	B
1200	600	00091561	10	26.90	D
1250	625	00091563	10	31.55	D
Sinfonia grey 15 mm nom., A2-s1,d0					
600	600	00091550	12	26.90	B
625	625	00091552	12	26.90	B
1200	600	00091553	10	26.90	D
1250	625	00091555	10	26.90	D
OWAcolor 14 mm nom., A2-s1,d0					
600	600	on request	12	on request	X
625	625	on request	12	38.95	X
1200	600	on request	10	on request	X
1250	625	on request	10	38.95	X
Sinfonia Silencia 20 mm nom., A2-s1,d0					
600	600	00079391	10	24.75	B
625	625	00079388	10	26.10	A
1200	600	00079395	8	26.10	C
1250	625	00079392	8	26.10	C
Further dimensions on request					
Sinfonia Privacy 20 mm nom., A2-s1,d0					
600	600	00079625	10	33.05	C
625	625	00079622	10	33.05	B
1200	600	00079628	8	on request	C
1250	625	00079626	8	33.05	C
1250	312.5	00079651	8	on request	D
2500	300	00079659	8	on request	D
2500	312.5	00079660	8	on request	D
Further dimensions on request					

*1 Hole diameter 4.5 mm

Hole spacing is based on tile length, and therefore the spacing on the narrow side differs from the spacing on the long sides. The edge distances differ based on tile size.

Ceiling tiles for exposed system S 15 cliq

OWAcoustic premium

Edge 

Length (mm)	Width (mm)	Part no.	Units/pack	€/m ²	Del. cat.
Sinfonia Reflecta 15 mm nom., A2-s1,d0					
600	600	00077457	12	30.70	B
625	625	00077472	12	64.90	C

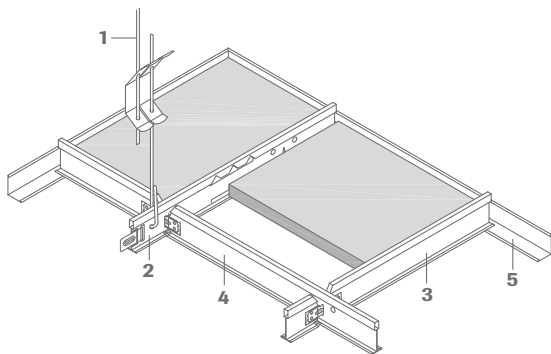
OWAcoustic smart

Edge 

Length (mm)	Width (mm)	Part no.	Units/pack	€/m ²	Del. cat.
Constellation smart 14 mm nom., A2-s1,d0					
600	600	00043735	12	14.60	A
625	625	00043785	12	14.60	A
1200	600	00043931	10	14.60	A
1250	625	00045661	10	14.60	C

NEW Sandila NRC smart 14 mm nom., A2-s1,d0					
1250	625	00076011	10	16.60	X

NEW Sandila/N smart 14 mm nom., A2-s1,d0					
600	600	00075289	12	16.95	A
625	625	00075436	12	16.95	B
1200	600	00075437	10	16.95	B
1250	625	00075518	10	16.95	X



- A = availability within 1 week, delivery period depending on place of delivery, no minimum order, no installation costs
 B = availability in 3 weeks, delivery period depending on place of delivery, no minimum order, no installation costs
 C = availability in 6 weeks, delivery period depending on place of delivery, no minimum order, no installation costs
 D = availability in 6 weeks, delivery period depending on place of delivery, minimum order of 250 m², no installation costs
 X = on request

These are average price indications. Please contact your local OWA Representative or our Export Team in order to get your personal quotation.

Construction S 15 cliq

OWAconstruct



Exposed system with profiles of 15 mm width, demountable

Description	Dimension/surface	Units/pack	€
No. 12/30/2*● Adjustable hanger with double tension springs	Diameter: 4 mm maximum load: 0.25 kN max. range of extension: 270 mm	100 pieces	0.35/piece
cliq-15-MR Main tee width 15 mm	Height: 38 mm lengths: 3000 mm 3125 mm visible side white	20 pieces	1.97/m
cliq-15-CT Cross tee short, width 15 mm, joggled	Height: 38 mm lengths: 600 mm 625 mm visible side white	60 pieces	1.97/m
cliq-15-CT Cross tee long, width 15 mm, joggled	Height: 38 mm lengths: 1200 mm 1250 mm visible side white	60 pieces	1.97/m
cliq-15-CT Cross tee short, width 15 mm, joggled	Height: 38 mm lengths: 300 mm, 312.5 mm 400 mm visible side white	60 pieces 60 pieces	2.14/piece 2.16/piece
No. 50G ▲ Wall angle	Height: 24 mm width: 19 mm length: 3050 mm visible side white	40 pieces	1.35/m

- More hangers see page 51
 ▲ More wall angles see page 55

* **Important:** a wire overhang of at least 15 mm must be maintained

Bottom edge guide price per m ² of ceiling, for white bottom edge	600 x 600 mm: 625 x 625 mm: 1200 x 600 mm: 1250 x 625 mm: plus wall angle:	approx. 6.79 Euro/m² approx. 6.55 Euro/m² approx. 5.15 Euro/m² approx. 4.97 Euro/m² 1.35 Euro/m
--	--	--

Construction parts/m ²	600 x 600 mm	625 x 625 mm	1200 x 600 mm	1250 x 625 mm
1 Hanger	0.7 piece	0.7 piece	0.7 piece	0.7 piece
2 Main tee cliq-15-MR	0.83 m	0.8 m	0.83 m	0.8 m
3 Cross tee cliq-15-CT, short	0.83 m	0.8 m	-	-
4 Cross tee cliq-15-CT, long	1.66 m	1.6 m	1.66 m	1.6 m
5 Wall angle no. 50G	Dependent on room size and shape			

Bottom edge guide price per m ² of ceiling, for white bottom edge	2000 x 300 mm: 2000 x 312.5 mm: 2000 x 400 mm: plus wall angle:	approx. 8.24 Euro/m² approx. 7.96 Euro/m² approx. 6.50 Euro/m² 1.35 Euro/m
--	--	--

Construction parts/m ²	2000 x 300 mm	2000 x 312.5 mm	2000 x 400 mm
1 Hanger	1.85 piece	1.78 piece	1.4 piece
2 Main tee cliq-15-MR	3.33 m	3.2 m	2.5 m
3 Cross tee cliq-15-CT, short	0.5 m	0.5 m	0.5 m
5 Wall angle no. 50G	Dependent on room size and shape		

Ceiling tiles for exposed system S 15a cliq

OWAcoustic premium

Edge

15

Contura

Length (mm) Width (mm) Part no. Units/pack €/m² Del. cat.

Constellation		15 mm nom., A2-s1,d0			
600	600	00013254	10	19.95	X
625	625	00000018	10	18.50	B
1200	600	00074630	10	on request	D
1250	625	00014896	10	19.95	X

Further dimensions on request

Cosmos/N		15 mm nom., A2-s1,d0			
600	600	00000117	10	22.25	B
625	625	00000124	10	22.25	B
1200	600	00074607	10	22.25	D
1250	625	00011188	10	22.45	D

Further dimensions on request

NEW Sandila/N		15 mm nom., A2-s1,d0			
600	600	00075471	10	21.30	D
625	625	00075477	10	21.30	D
1200	600	00075501	10	21.30	D
1250	625	00075505	10	21.30	X

Sinfonia		15 mm nom., A2-s1,d0			
600	600	00091511	10	27.60	B
625	625	00091513	10	27.60	B
1200	600	00091514	10	27.60	D
1250	625	00091516	10	on request	D

Sinfonia Silencia		20 mm nom., A2-s1,d0			
600	600	00079414	10	on request	C

Sinfonia Privacy		20 mm nom., A2-s1,d0			
600	600	00079639	10	on request	X
625	625	00079637	10	on request	X
1200	600	00079642	8	on request	D
1250	625	00079640	8	on request	D

OWAcoustic premium

Edge

15g

Contura

Length (mm) Width (mm) Part no. Units/pack €/m² Del. cat.

Sinfonia		15 mm nom., A2-s1,d0			
600	600	00091520	10	27.60	D
625	625	00091522	10	27.60	B
1200	600	00091523	10	27.60	D
1250	625	00091525	10	27.60	D

Sinfonia Silencia		20 mm nom., A2-s1,d0			
600	600	00079420	10	29.40	D
625	625	00079418	10	29.40	X
1200	600	00079423	8	on request	D
1250	625	00079421	8	29.40	X

OWAcoustic premium

Edge

17

Contura

Length (mm) Width (mm) Part no. Units/pack €/m² Del. cat.

Brillianto A		14 mm nom., A2-s1,d0			
600	600	00092089	12	23.50	C
625	625	00092091	12	23.50	C
1200	600	00092101	10	on request	D
1250	625	00092107	10	on request	D

A = availability within 1 week, delivery period depending on place of delivery, no minimum order, no installation costs
 B = availability in 3 weeks, delivery period depending on place of delivery, no minimum order, no installation costs
 C = availability in 6 weeks, delivery period depending on place of delivery, no minimum order, no installation costs
 D = availability in 6 weeks, delivery period depending on place of delivery, minimum order of 250 m², no installation costs
 X = on request

These are average price indications. Please contact your local OWA Representative or our Export Team in order to get your personal quotation.

Construction S 15a cliq

OWAconstruct

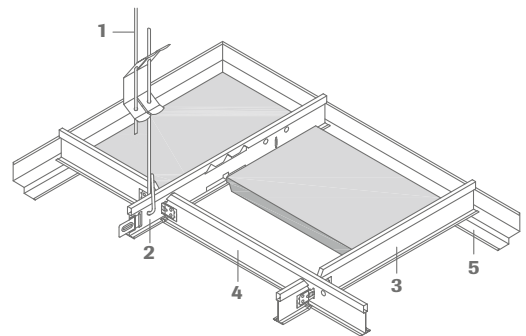


Exposed system, Contura,
with profiles of 15 mm width, demountable

Description	Dimension/surface	Units/pack	€
No. 12/30/2*● Adjustable hanger with double tension springs	Diameter: 4 mm maximum load: 0.25 kN max. range of extension: 270 mm	100 pieces	0.35/piece
cliq-15-MR Main tee width 15 mm	Height: 38 mm lengths: 3000 mm 3125 mm visible side white	20 pieces	1.97/m
cliq-15-CT Cross tee short, width 15 mm, joggled	Height: 38 mm lengths: 600 mm 625 mm visible side white	60 pieces	1.97/m
cliq-15-CT Cross tee long, width 15 mm, joggled	Height: 38 mm lengths: 1200 mm 1250 mm visible side white	60 pieces	1.97/m
No. 50/14 Shadow wall angle for edge 17	Height: 31 mm visible width: 15 mm total width: 30 mm length: 3050 mm visible side white**	35 pieces	3.93/m
No. 50/15 Shadow wall angle	Height: 33 mm visible width: 15 mm total width: 30 mm length: 3050 mm visible side white	35 pieces	3.93/m
No. 42/15 Contura block (for edge 15)	Height: 8 mm width: 15 mm total width: 24 mm white	100 pieces	0.34/piece
N° 42/17 Contura block (for edge 17)	Height: 6 mm width: 15 mm total width: 22 mm white	100 pieces	0.33/piece
No. 42/15K8 Contura block (for edge 15g)	Length: 8 mm width: 15 mm	100 pieces	0.33/piece

● More hangers see page 51

* **Important:** a wire overhang of at least 15 mm must be maintained



**Bottom edge guide price per m²
of ceiling, for white bottom edge**

600 x 600 mm: **approx. 6.79 Euro/m²**
 625 x 625 mm: **approx. 6.55 Euro/m²**
 1200 x 600 mm: **approx. 5.15 Euro/m²**
 1250 x 625 mm: **approx. 4.97 Euro/m²**
 plus wall angle:
 plus Contura block
 (approx. 1.6 pieces per m wall perimeter)

Construction parts/m ²	600x600 mm	625x625 mm	1200x600 mm	1250x625 mm
1 Hanger	0.7 piece	0.7 piece	0.7 piece	0.7 piece
2 Main tee cliq-15-MR	0.83 m	0.8 m	0.83 m	0.8 m
3 Cross tee cliq-15-CT, short	0.83 m	0.8 m	-	-
4 Cross tee cliq-15-CT, long	1.66 m	1.6 m	1.66 m	1.6 m
5 Shadow wall angle no. 50/15	Dependent on room size and shape			

Ceiling tiles for exposed system S 15b

OWAcoustic premium

OWAline

Edge

15b

Construction S 15b

OWAconstruct

OWAline

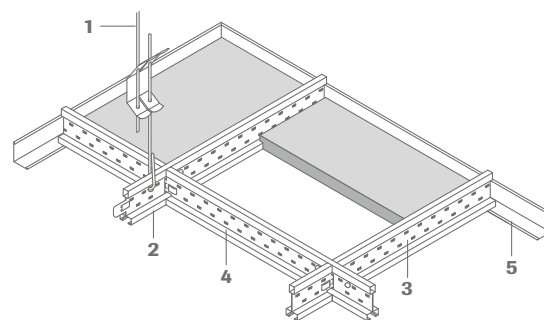


Length (mm)	Width (mm)	Part no.	Units/pack	€/m ²	Del. cat.
Bolero 15 mm nom., A2-s1,d0					
625	625	00061787	10	32.65	C
Sinfonia 15 mm nom., A2-s1,d0					
600	600	00091517	10	27.60	B
625	625	00091518	10	27.60	B
Sinfonia Silencia 20 mm nom., A2-s1,d0					
600	600	00080137	10	43.50	X
625	625	00080135	10	31.35	X

Description	Dimension/surface	Units/pack	€
No. 12/30/2* ● Adjustable hanger with double tension springs	Diameter: 4 mm maximum load: 0.25 kN max. range of extension: 270 mm	100 pieces	0.35/piece
No. 3500 Main tee	Height: 38 mm width: 14.3 mm lengths: 3000 mm 3125 mm Outer edge and shadow gap white Outer edge white and shadow gap black	20 pieces 20 pieces	4.73/m 4.73/m
No. 3512 Cross tee	Height: 38 mm width: 14.3 mm lengths: 600 mm 625 mm Outer edge and shadow gap white Outer edge white and shadow gap black	60 pieces 60 pieces	4.73/m 4.73/m
No. 3514 Cross tee	Height: 38 mm width: 14.3 mm lengths: 1200 mm 1250 mm outer edge and shadow gap white outer edge white and shadow gap black	60 pieces 60 pieces	4.73/m 4.73/m
No. 50G ▲ Wall angle	Height: 24 mm width: 19 mm length: 3050 mm visible side white	40 pieces	1.35/m

● More hangers see page 51

▲ More wall angles see page 55

* **Important:** a wire overhang of at least 15 mm must be maintained

**Bottom edge guide price
per m² of ceiling.**

600 x 600 mm: **approx. 15.95 Euro/m²**
625 x 625 mm: **approx. 15.38 Euro/m²**
plus wall angle: **1.35 Euro/m**

A = availability within 1 week, delivery period depending on place of delivery, no minimum order, no installation costs
B = availability in 3 weeks, delivery period depending on place of delivery, no minimum order, no installation costs
C = availability in 6 weeks, delivery period depending on place of delivery, no minimum order, no installation costs
D = availability in 6 weeks, delivery period depending on place of delivery, minimum order of 250 m², no installation costs
X = on request

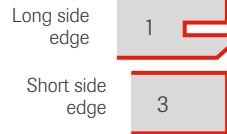
Construction parts/m ²	600x600mm	625x625mm
1 Hanger	0.7 piece	0.7 piece
2 Main tee no. 3500	0.83 m	0.8 m
3 Cross tee no. 3512	0.83 m	0.8 m
4 Cross tee no. 3514	1.66 m	1.6 m
5 Wall angle no. 50G	Dependent on room size and shape	

These are average price indications. Please contact your local OWA Representative or our Export Team in order to get your personal quotation.

Ceiling tiles for wall installation

OWAcoustic premium

Large format tiles



Length (mm)	Width (mm)	Part no.	Units/pack	€/m ²	Del. cat.
Constellation 15 mm nom., A2-s1,d0					
2000	300	00013070	10	on request	D
2000	312.5	00000824	10	23.20	B
2500	300	00010612	10	27.65	D
2500	312.5	00000608	10	23.20	B
2500	400	00012798	10	24.55	C

Further dimensions on request

Length (mm)	Width (mm)	Part no.	Units/pack	€/m ²	Del. cat.
Cosmos/N 15 mm nom., A2-s1,d0					
1800	300	00016210	10	on request	D
2000	312.5	00000882	10	28.10	B
2000	400	00012571	10	28.10	B
2500	300	00000637	10	28.10	X
2500	312.5	00009835	10	28.10	B
2500	400	00011773	10	28.10	X

Further dimensions on request

Length (mm)	Width (mm)	Part no.	Units/pack	€/m ²	Del. cat.
Sinfonia c 15 mm nom., A2-s1,d0					
2000	300	00068282	10	on request	X
2000	312.5	00069128	10	40.80	B
2500	300	00068832	10	on request	B
2500	312.5	00071060	10	35.05	B
2500	400	00068686	10	35.05	B

Further dimensions on request

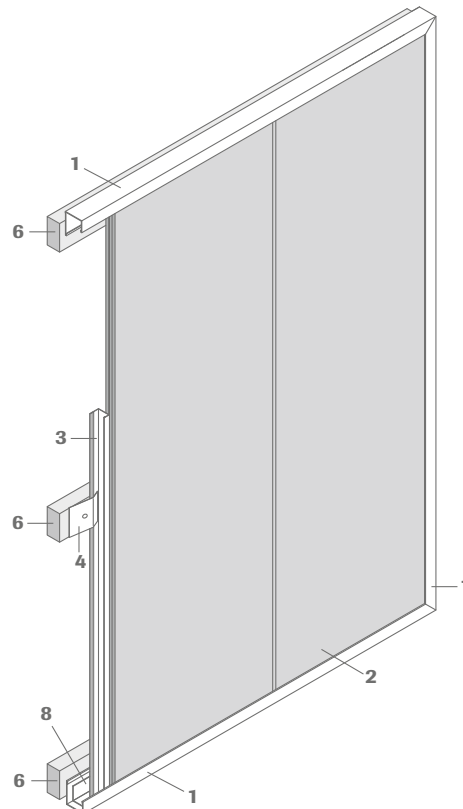
Construction wall installation

OWAconstruct

Wall installation



Description	Dimension/surface	Units/pack	€
No. 57/10 Wall angle C-shaped	Height: 32 mm width: 20/40 mm length: 3000 mm visible side white	10 pieces	on request
No. 20 Z profile	Height: 21 mm flange width: 19 mm thickness: 0.5 mm length: 3000 mm galvanised	25 pieces	1.90/m
No. 62 Direct fix clamp	Format: 50 x 55 mm galvanised	100 pieces	0.44/piece
No. 91 Wood screw	5/25 mm galvanised	500 pieces	0.23/piece
No. 1506 Corner connector for wall angle No. 57/10	Height: 30.8 mm width: 12/30 mm length: 100 mm galvanised	Loose	15.80/piece
No. 51/25 Wall angle	Height: 25 mm width: 25 mm thickness: 1.0 mm length: 3000 mm visible side white	10 pieces	4.78/m



- 1 Wall angle C-shaped no. 57/10, t = 0.6 mm
- 2 OWAcoustic tile
- 3 Z profile no. 20 (10 mm shorter than tile length)
- 4 Direct fix clamp no. 62
- 5 Wood screw no. 91 (5 x 25 mm)
- 6 Planed battens or equivalent ≥ 24 x 48 mm
- 7 Corner connector no. 1506
- 8 Wall angle no. 51/25, t = 1.0 mm
(only required if the length of planks is ≥ 1500 mm in length)

The shock- and pressure-resistance of the wall installation is a limited.

Limited availability depending on the region. For further information, please contact our Customer Service Team: Tel: +49 9373 201-0 | info@owa.de

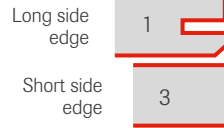
- A = availability within 1 week, delivery period depending on place of delivery, no minimum order, no installation costs
- B = availability in 3 weeks, delivery period depending on place of delivery, no minimum order, no installation costs
- C = availability in 6 weeks, delivery period depending on place of delivery, no minimum order, no installation costs
- D = availability in 6 weeks, delivery period depending on place of delivery, minimum order of 250 m², no installation costs
- X = on request

These are average price indications. Please contact your local OWA Representative or our Export Team in order to get your personal quotation.

Ceiling tiles for semi-concealed system S 2p

OWAcoustic premium

Large format tiles



Length (mm) Width (mm) Part no. Units/pack €/m² Del. cat.

Constellation		15 mm nom., A2-s1,d0			
2000	300	00013070	10	on request	D
2000	312.5	00000824	10	23.20	B

Further dimensions on request

Cosmos/N		15 mm nom., A2-s1,d0			
1800	300	00016210	10	on request	D
2000	312.5	00000882	10	28.10	B
2000	400	00012571	10	28.10	B

Further dimensions on request

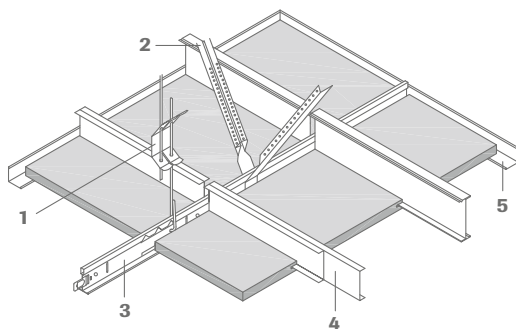
Sinfonia c		15 mm nom., A2-s1,d0			
2000	300	00068282	10	on request	X
2000	312.5	00069128	10	40.80	B

Further dimensions on request

Sinfonia Privacy		20 mm nom., A2-s1,d0			
2000	312.5	00079670	8	on request	X

Further dimensions on request

- A = availability within 1 week, delivery period depending on place of delivery, no minimum order, no installation costs
 B = availability in 3 weeks, delivery period depending on place of delivery, no minimum order, no installation costs
 C = availability in 6 weeks, delivery period depending on place of delivery, no minimum order, no installation costs
 D = availability in 6 weeks, delivery period depending on place of delivery, minimum order of 250 m², no installation costs
 X = on request



Maximum ranges of extension in mm

	Product no.	Section description (visible side)	Web height in mm	Material thickness in mm	Up to 312.5 mm, A2-s1,d0 15 mm	Up to 400 mm, A2-s1,d0 15 mm
Demountable	37	L profile (galvanised)	25	0.6	1600	1520
	36	C profile (galvanised)	50	0.6	2500	2500

More profiles and ranges of extension see leaflet S 2p.

Hint:

The aforementioned OWA width span recommendation for free-floating systems limits the maximum profile deflection to 2.5 mm for appearance reasons. If the permissible deflection for class 1 (max. deflection 4.0 mm or L/500) as per EN 13964 is applicable, we ask that you contact our consulting department OWAconsult. If additional mineral wool mats are applied, the aforementioned width spans must be shortened accordingly. Ceiling surface mountings or installations, such as lights, sprinklers or fans, must generally be suspended separately. Reinforcement splines with the entire profile cross-section must be used. Every fifth reinforcement spline must be firlinear metres anchored to the support system and compression-proof. Other profiles on request.

These are average price indications. Please contact your local OWA Representative or our Export Team in order to get your personal quotation.

Construction S 2p

OWAconstruct

Semi-concealed system, demountable



Description	Dimension/surface	Units/pack	€
No. 12/.../... Adjustable hanger	Length: as required thickness: 4 mm	100 pieces	Depending on length
No. 17/80 Angle brace	Length: 190 mm galvanised	100 pieces	0.50/piece
No. 16/... Hanger extension (nonius) for no. Nr. 17/..., 79/... and 09/45	galvanised	Depending on length 100 pieces or 25 pieces	Depending on length
No. 76 Safety pin for nonius hanger	Length: 70 mm thickness: 3 mm galvanised	100 pieces	0.16/piece
No. 45 Main tee width 24 mm	Height: 38 mm lengths: 3700 mm 3750 mm visible side white	25 pieces	1.87/m
No. 51/25 Wall angle	Height: 25 mm width: 25 mm thickness: 1.0 mm length: 3000 mm visible side white	10 pieces	4.78/m
No. 37 L profile	Height: 25 mm width: 10 mm thickness: 0.6 mm lengths: 1250 mm 1500 mm galvanised	50 pieces	1.58/m
No. 36 C profile	Height: 50 mm width: 10 mm thickness: 0.6 mm lengths: 1800 mm 2000 mm galvanised	20 pieces	2.26/m

The reinforcement splines must be 5 mm shorter than the final tile dimension.

Construction parts/m²

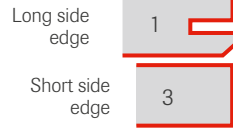
Tile manufacture length	1500 mm	1800 mm	2000 mm
Main tee module distance	1506 mm	1806 mm	2006 mm
1 Hanger no. 12/.../...	0.7 pieces	0.7 pieces	0.7 pieces
2 Angle brace no. 17/80	1.4 pieces	1.4 pieces	1.4 pieces
Extension no. 16/...	1.4 pieces	1.4 pieces	1.4 pieces
Safety pin no. 76	2.8 pieces	2.8 pieces	2.8 pieces
3 Main tee no. 45	0.66 m	0.55 m	0.50 m
4 Tile reinforcement C profile (demountable)	300 mm	4.43 pieces	3.32 pieces
	312.5 mm	4.25 pieces	3.19 pieces
	400 mm	3.32 pieces	2.49 pieces
5 Wall angle no. 51/25	Dependent on room size and shape		

If using a **non-demountable** tile design, the number of Z-reinforcement splines is reduced by half!

Ceiling tiles for clear spanning system S 6a

OWAcoustic premium

Large format tiles



Length (mm) Width (mm) Part no. Units/pack €/m² Del. cat.

Constellation		15 mm nom., A2-s1,d0			
2000	300	00013070	10	on request	D
2000	312.5	00000824	10	23.20	B
2500	300	00010612	10	27.65	D
2500	312.5	00000608	10	23.20	B
2500	400	00012798	10	24.55	C

Further dimensions on request

Cosmos/N		15 mm nom., A2-s1,d0			
1800	300	00016210	10	on request	D
2000	312.5	00000882	10	28.10	B
2000	400	00012571	10	28.10	B
2500	300	00000637	10	28.10	X
2500	312.5	00009835	10	28.10	B
2500	400	00011773	10	28.10	X

Further dimensions on request

Sinfonia c		15 mm nom., A2-s1,d0			
2000	300	00068282	10	on request	X
2000	312.5	00069128	10	40.80	B
2500	300	00068832	10	on request	B
2500	312.5	00071060	10	35.05	B
2500	400	00068686	10	35.05	B

Further dimensions on request

Sinfonia Privacy		20 mm nom., A2-s1,d0			
2000	312.5	00079670	8	on request	X
2500	300	00079672	8	on request	D
2500	312.5	00079673	8	50.25	D
2500	400	00079674	8	50.25	D

Further dimensions on request

- A = availability within 1 week, delivery period depending on place of delivery, no minimum order, no installation costs
 B = availability in 3 weeks, delivery period depending on place of delivery, no minimum order, no installation costs
 C = availability in 6 weeks, delivery period depending on place of delivery, no minimum order, no installation costs
 D = availability in 6 weeks, delivery period depending on place of delivery, minimum order of 250 m², no installation costs
 X = on request

These are average price indications. Please contact your local OWA Representative or our Export Team in order to get your personal quotation.

Construction S 6a

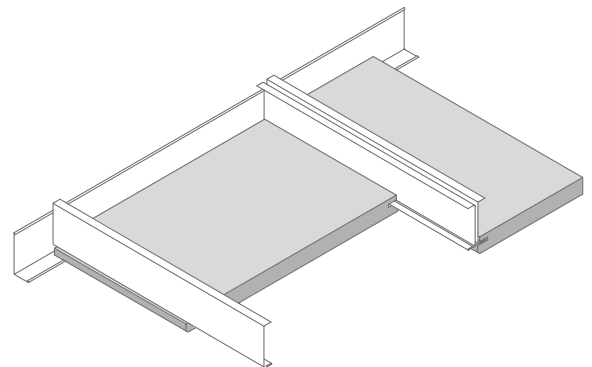
OWAconstruct

Clear spanning system,
concealed, demountable



Description	Dimension/surface	Units/pack	€
No. 20 Z profile	Height: 21 mm flange width: 19 mm thickness: 0.5 mm length: 3000 mm galvanised	25 pieces	1.90/m
No. 19 Z profile	Height: 70 mm flange width: 19 mm thickness: 0.5 mm lengths: 2000 mm 2500 mm galvanised	25 pieces 25 pieces	on request 3.78/m
No. 19/10 Z profile	Height: 70 mm flange width: 19 mm thickness: 0.6 mm lengths: 2000 mm 2500 mm galvanised	10 pieces	4.27/m
No. 37 L profile	Height: 25 mm width: 10 mm thickness: 0.6 mm lengths: 1250 mm 1500 mm galvanised	50 pieces	1.58/m
No. 36 C profile	Height: 50 mm width: 10 mm thickness: 0.6 mm lengths: 1800 mm 2000 mm 2500 mm galvanised	20 pieces	2.26/m
No. 36/70 C profile	Height: 70 mm width: 10 mm thickness: 0.6 mm lengths: 2000 mm 2500 mm galvanised	20 pieces	2.79/m
No. 51/20 ▲ Wall angle	Height: 50 mm width: 20 mm thickness: 1.0 mm length: 3000 mm visible side white	10 pieces	6.33/m
No. 50/22 ▲ Shadow wall angle	Height: 39 mm total width: 30 mm visible width: 15 mm thickness: 1.0 mm length: 3000 mm visible side white	15 pieces	8.04/m

▲ More wall angles see page 55



Maximum ranges of extension in mm

	Product no.	Section description (visible side)	Web height in mm	Material thickness in mm	Up to 312.5 mm		Up to 400 mm	
					A2-s1,d0 15 mm	A2-s1,d0 20 mm	A2-s1,d0 15 mm	A2-s1,d0 20 mm
Non demountable	20	Z profile (galvanised)	21	0.5	1490	1400	1410	1330
	19	Z profile (galvanised)	70	0.5	2500	2500	2500	2500
	19/10	Z profile (galvanised)	70	0.6	2500	2500	2500	2500
Demountable	37	L profile (galvanised)	25	0.6	1600	1510	1520	1430
	36	C profile (galvanised)	50	0.6	2500	2500	2500	2500
	36/70	C profile (galvanised)	70	0.6	2500	2500	2500	2500

Hint:


The aforementioned OWA width span recommendation for free-floating systems limits the maximum profile deflection to 2.5 mm for appearance reasons. If the permissible deflection for class 1 (max. deflection 4.0 mm or L/500) as per EN 13964 is applicable, we ask that you contact our consulting department OWAconsult. If additional mineral wool mats are applied, the aforementioned width spans must be shortened accordingly. Ceiling surface mountings or installations, such as lights, sprinklers or fans, must generally be suspended separately. Reinforcement splines with the entire profile cross-section must be used. Every fifth reinforcement spline must be firlinear metres anchored to the support system and compression-proof. Other profiles on request.

These are average price indications. Please contact your local OWA Representative or our Export Team in order to get your personal quotation.

Ceiling tiles for clear spanning system S 6b

OWAcoustic premium

Large format tiles



Length (mm)	Width (mm)	Part no.	Units/pack	€/m ²	Del. cat.
-------------	------------	----------	------------	------------------	-----------

Constellation		15 mm nom., A2-s1,d0			
2000	312.5	00000883	10	on request	X
2500	312.5	00011736	10	25.85	B

Further dimensions on request

Cosmos/N		15 mm nom., A2-s1,d0			
2000	312.5	00013198	10	29.45	X
2500	312.5	00014874	10	28.10	C

Further dimensions on request

- A = availability within 1 week, delivery period depending on place of delivery, no minimum order, no installation costs
 B = availability in 3 weeks, delivery period depending on place of delivery, no minimum order, no installation costs
 C = availability in 6 weeks, delivery period depending on place of delivery, no minimum order, no installation costs
 D = availability in 6 weeks, delivery period depending on place of delivery, minimum order of 250 m², no installation costs
 X = on request

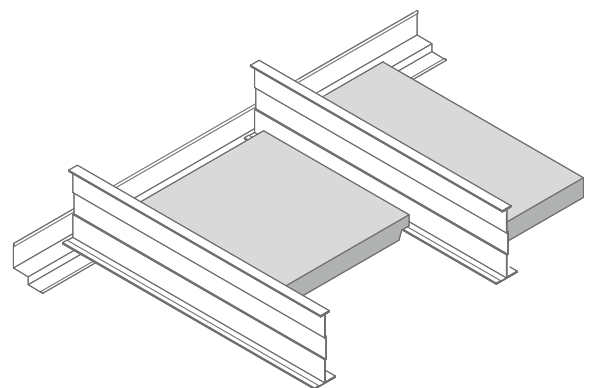
Construction S 6b

OWAconstruct

Clear spanning system (Contura) exposed, demountable



Description	Dimension/surface	Units/pack	€
No. 45 Main tee width 24 mm	Height: 38 mm lengths: 3700 mm 3750 mm visible side white	25 pieces	1.87/m
No. 40 Main tee width 24 mm	Height: 70 mm thickness: 0.6 mm lengths: 1800 mm 2000 mm 2500 mm visible side white	20 pieces	5.88/m
No. 50/22 Shadow wall angle	Height: 39 mm total width: 30 mm visible width: 15 mm thickness: 1.0 mm length: 3000 mm visible side white	15 pieces	8.04/m
No. 42/24 Contura block	Height: 8 mm width: 24 mm total width: 33 mm white	100 pieces	0.34/piece



Maximum ranges of extension in mm

Product no.	Section description (visible side)	Web height in mm	Material thickness in mm	Up to 312.5 mm		Up to 400 mm	
				A2-s1,d0 15 mm	A2-s1,d0 20 mm	A2-s1,d0 15 mm	A2-s1,d0 20 mm
45	Main tee (white)	38	2 x 0.3	1940	1820	1840	1730
40	Main tee (white)	70	0.6	2500	2500	2500	2500

Hint:

The aforementioned OWA width span recommendation for free-floating systems limits the maximum profile deflection to 2.5 mm for appearance reasons. If the permissible deflection for class 1 (max. deflection 4.0 mm or L/500) as per EN 13964 is applicable, we ask that you contact our consulting department OWAconsult. If additional mineral wool mats are applied, the aforementioned width spans must be shortened accordingly. Ceiling surface mountings or installations, such as lights, sprinklers or fans, must generally be suspended separately. Reinforcement splines with the entire profile cross-section must be used. Every fifth reinforcement spline must be firlinear metres anchored to the support system and compression-proof. Other profiles on request.

These are average price indications. Please contact your local OWA Representative or our Export Team in order to get your personal quotation.

Ceiling tiles for clear spanning system S 6c

OWAcoustic premium

Edge 3

Large format tiles

Length (mm)	Width (mm)	Part no.	Units/pack	€/m ²	Del. cat.
Constellation 15 mm nom., A2-s1,d0					
1800	300	00017323	10	on request	D
1800	400	00024885	10	on request	D
2000	300	00000773	10	on request	X
2000	312.5	00011953	10	on request	D
2000	400	00000887	10	on request	D
2500	312.5	00011567	10	on request	X
2500	400	00000913	10	24.30	X

Further dimensions on request

Length (mm)	Width (mm)	Part no.	Units/pack	€/m ²	Del. cat.
Cosmos/N 15 mm nom., A2-s1,d0					
1800	300	00035626	10	on request	X
1800	400	00044756	10	on request	X
2000	300	00013711	10	on request	X
2000	312.5	00010560	10	on request	D
2000	400	00013282	10	on request	X
2500	300	00013712	10	on request	D
2500	400	00013443	10	24.40	X

Further dimensions on request

Length (mm)	Width (mm)	Part no.	Units/pack	€/m ²	Del. cat.
Sinfonia Privacy 20 mm nom., A2-s1,d0					
1250	312.5	00079651	8	on request	D
2500	300	00079659	8	on request	D
2500	312.5	00079660	8	on request	D


Further dimensions on request

- A = availability within 1 week, delivery period depending on place of delivery, no minimum order, no installation costs
 B = availability in 3 weeks, delivery period depending on place of delivery, no minimum order, no installation costs
 C = availability in 6 weeks, delivery period depending on place of delivery, no minimum order, no installation costs
 D = availability in 6 weeks, delivery period depending on place of delivery, minimum order of 250 m², no installation costs
 X = on request

Construction S 6c

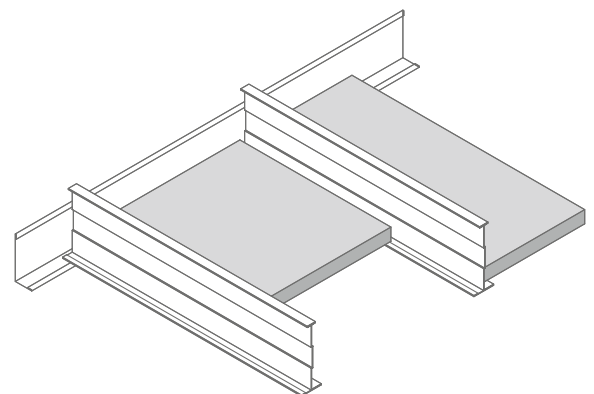
OWAconstruct

Clear spanning system, exposed, demountable



Description	Dimension/surface	Units/pack	€
No. 45 Main tee width 24 mm	Height: 38 mm lengths: 3700 mm 3750 mm visible side white	25 pieces	1.87/m
No. 40 Main tee width 24 mm	Height: 70 mm thickness: 0.6 mm lengths: 1800 mm 2000 mm 2500 mm visible side white	20 pieces	5.88/m
No. 51/20 ▲ Wall angle	Height: 50 mm width: 20 mm thickness: 1.0 mm length: 3000 mm visible side white	10 pieces	6.33/m
No. 50/22 ▲ Shadow wall angle	Height: 39 mm total width: 30 mm visible width: 15 mm thickness: 1.0 mm length: 3000 mm visible side white	15 pieces	8.04/m

▲ More wall angles see page 55



Maximum ranges of extension in mm

Product no.	Section description (visible side)	Web height in mm	Material thickness in mm	Up to 312.5 mm		Up to 400 mm	
				A2-s1,d0 15 mm	A2-s1,d0 20 mm	A2-s1,d0 15 mm	A2-s1,d0 20 mm
45	Main tee (white)	38	2 x 0.3	1940	1820	1840	1730
40	Main tee (white)	70	0.6	2500	2500	2500	2500

Hint:

The aforementioned OWA width span recommendation for free-floating systems limits the maximum profile deflection to 2.5 mm for appearance reasons. If the permissible deflection for class 1 (max. deflection 4.0 mm or L/500) as per EN 13964 is applicable, we ask that you contact our consulting department OWAconsult. If additional mineral wool mats are applied, the aforementioned width spans must be shortened accordingly. Ceiling surface mountings or installations, such as lights, sprinklers or fans, must generally be suspended separately. Reinforcement splines with the entire profile cross-section must be used. Every fifth reinforcement spline must be firlinear metres anchored to the support system and compression-proof. Other profiles on request.

These are average price indications. Please contact your local OWA Representative or our Export Team in order to get your personal quotation.

Ceiling tiles for Bandraster system S 18d

OWAcoustic premium

Edge

3

Large format tiles

OWAcoustic premium

Edge

6

Length (mm) Width (mm) Part no. Units/pack €/m² Del. cat.

Constellation						15 mm nom., A2-s1,d0
1200	600	00073782	10	15.00	A	
1250	625	00000007	10	15.00	B	
1800	300	00017323	10	on request	D	
1800	400	00024885	10	on request	D	
2000	300	00000773	10	on request	X	
2000	312.5	00011953	10	on request	D	
2000	400	00000887	10	on request	D	
2500	312.5	00011567	10	on request	X	
2500	400	00000913	10	24.30	X	

Further dimensions on request

Cosmos/N						15 mm nom., A2-s1,d0
1200	600	00073786	10	18.15	B	
1250	625	00000113	10	18.15	B	
1800	300	00035626	10	on request	X	
1800	400	00044756	10	on request	X	
2000	300	00013711	10	on request	X	
2000	312.5	00010560	10	on request	D	
2000	400	00013282	10	on request	X	
2500	300	00013712	10	on request	D	
2500	400	00013443	10	24.40	X	

Further dimensions on request

NEW Sandila/N						15 mm nom., A2-s1,d0
1200	600	00075490	10	17.40	B	
1250	625	00075503	10	17.40	B	

Brillianto A 14 mm						14 mm nom., A2-s1,d0
1200	600	00091242	10	19.00	A	
1250	625	00091243	10	19.00	A	

Brillianto A 20 mm						20 mm nom., A2-s1,d0
1200	600	00077568	8	22.80	C	
1250	625	00077573	8	28.05	C	

Sinfonia						15 mm nom., A2-s1,d0
1200	600	00091502	10	22.40	A	
1250	625	00091504	10	22.40	B	

Sinfonia Silencia						20 mm nom., A2-s1,d0
1200	600	00079395	8	26.10	C	
1250	625	00079392	8	26.10	C	

Further dimensions on request

Sinfonia Privacy						20 mm nom., A2-s1,d0
1200	600	00079628	8	on request	C	
1250	625	00079626	8	33.05	C	
1250	312.5	00079651	8	on request	D	
2500	300	00079659	8	on request	D	
2500	312.5	00079660	8	on request	D	

Further dimensions on request

Length (mm) Width (mm) Part no. Units/pack €/m² Del. cat.

Constellation						15 mm nom., A2-s1,d0
1200	600	00073867	10	19.95	D	
1250	625	00000009	10	18.50	C	

Further dimensions on request

Cosmos/N						15 mm nom., A2-s1,d0
1200	600	00073868	10	22.25	D	
1250	625	00000114	10	22.25	C	

Further dimensions on request

NEW Sandila/N						15 mm nom., A2-s1,d0
1200	600	00075500	10	21.30	X	
1250	625	00075504	10	21.30	X	

Sinfonia						15 mm nom., A2-s1,d0
1200	600	00091508	10	27.60	B	
1250	625	00091510	10	27.60	C	

Sinfonia Silencia						20 mm nom., A2-s1,d0
1200	600	00079410	8	on request	X	
1250	625	00079408	8	on request	X	

Sinfonia Privacy						20 mm nom., A2-s1,d0
1200	600	00079636	8	39.90	D	
1250	625	00079634	8	on request	D	

A = availability within 1 week, delivery period depending on place of delivery, no minimum order, no installation costs

B = availability in 3 weeks, delivery period depending on place of delivery, no minimum order, no installation costs

C = availability in 6 weeks, delivery period depending on place of delivery, no minimum order, no installation costs

D = availability in 6 weeks, delivery period depending on place of delivery, minimum order of 250 m², no installation costs

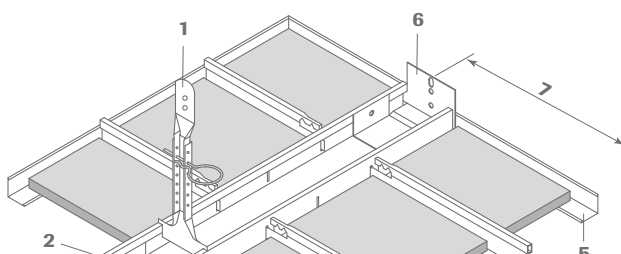
X = on request

Construction S 18d

OWAconstruct

Bandraster system



Description	Dimension/surface	Units/pack	€	Description	Dimension/surface	Units/pack	€
No. 80/100GS Bandraster profile slotted slitting based on specification	Width: 100 mm height: 35 mm lengths: 3600 mm 3750 mm thickness: 0.6 mm visible side white surcharge for double slit surcharge for small quantity delivery < 500 m: 170 €	8 pieces	on request 0.67/piece	No. 47G/38 Cross tee width 24 mm	Height: 38 mm lengths: 1200 mm 1250 mm visible side white	50 pieces	2.57/m
No. 80/125GS Bandraster profile slotted slitting based on specification	Width: 125 mm height: 35 mm lengths: 3600 mm 3750 mm thickness: 0.7 mm visible side white surcharge for double slit surcharge for small quantity delivery < 500 m: 170 €	4 pieces	on request 0.67/piece	No. 51/25 Wall angle	Height: 25 mm width: 25 mm thickness: 1.0 mm length: 3000 mm visible side white	10 pieces	4.78/m
No. 82/100G Connector for no. 80/100GS	Length: 200 mm galvanised	25 pieces	1.07/piece	No. 50/15 ▲ Shadow wall angle	Height: 33 mm visible width: 15 mm total width: 30 mm length: 3050 mm visible side white	35 pieces	3.93/m
No. 82/125G Connector for no. 80/125GS	Length: 200 mm galvanised	25 pieces	1.34/piece	No. 50/22 Shadow wall angle	Height: 39 mm visible width: 15 mm total width: 30 mm length: 3000 mm visible side white	35 pieces	8.04/m
No. 75/100G Wall anchor for no. 80/100GS	galvanised	25 pieces	0.92/piece	Contura block	Height: 8 mm white		
No. 75/125G Wall anchor for no. 80/125GS	galvanised	25 pieces	0.99/piece	No. 42/24 No. 42/100 No. 42/125	visible width: 24 mm visible width: 100 mm visible width: 125 mm	100 pieces 250 pieces 250 pieces	0.34/piece 0.69/piece 1.45/piece
No. 79/100 Nonius hanger for no. 80/100GS	Length: 120 mm galvanised	100 pieces	0.52/piece	▲ More wall angles see page 55			
No. 79/125 Nonius hanger for no. 80/125GS	Length: 120 mm galvanised	100 pieces	0.61/piece	** Set-up charges per change of length: on request Surcharge for small quantity delivery < 1500 m			
No. 47G/38/4S Cross tee without module stamp for slit bandraster profiles	Height: 38 mm width: 24 mm thickness: 0.4 mm lengths: variable up to max. 2500 mm visible side white max. range of extension: see brochure S 18d	dependent on length of packaging	on request **				

Material needed per m² for bandraster profiles. visible side 100 mm (standard values):

No.	Description	Bandraster profile module distance						
		1200 mm	1250 mm	1500 mm	1800 mm	2000 mm	1276 mm*	1326 mm*
79/100	1 Nonius hanger	0.7 piece	0.7 piece	0.7 piece	0.7 piece	0.7 piece	0.7 piece	0.7 piece
16/...	1 Nonius extension	0.7 piece	0.7 piece	0.7 piece	0.7 piece	0.7 piece	0.7 piece	0.7 piece
80/100GS	2 Bandraster profile. slotted	0.83 m	0.8 m	0.7 m	0.6 m	0.5 m	0.8 m	0.75 m
82/100G	3 Connector	0.3 piece	0.3 piece	0.2 piece	0.2 piece	0.2 piece	0.2 piece	0.2 piece
51/25, 50/15	5 Wall angle. shadow wall angle	Quantity as required. depending on room size						
75/100G	6 Wall anchor	Quantity as required. depending on room size						
76	Safety pin	0.7 piece	0.7 piece	0.7 piece	0.7 piece	0.7 piece	0.7 piece	0.7 piece
42/24	Contura block	Quantity as required. depending on room size						
42/100	Contura block	Quantity as required. depending on room size						
	7 Axis dimensions	variable up to max. 2500 mm, edge 3 only						
	8 Axis dimensions	variable up to max. 625 mm						

* When using cross tee no. 47G/38. stock item

No.	Description	Cross tee module distance			
		300 mm	312.5 mm	400 mm	625 mm
47G/38	4 Cross tee. width 24 mm	3.3 m	3.2 m	2.5 m	1.7 m

These are average price indications. Please contact your local OWA Representative or our Export Team in order to get your personal quotation.

Ceiling tiles for Bandraster system S 18p

OWAcoustic premium

Large format tiles

Long side
edgeShort side
edge

Length (mm) Width (mm) Part no. Units/pack €/m² Del. cat.

Constellation						15 mm nom., A2-s1,d0
2000	300	00013070	10	on request	D	
2000	312.5	00000824	10	23.20	B	
2500	300	00010612	10	27.65	D	
2500	312.5	00000608	10	23.20	B	
2500	400	00012798	10	24.55	C	

Further dimensions on request

Cosmos/N						15 mm nom., A2-s1,d0
1800	300	00016210	10	on request	D	
2000	312.5	00000882	10	28.10	B	
2000	400	00012571	10	28.10	B	
2500	300	00000637	10	28.10	X	
2500	312.5	00009835	10	28.10	B	
2500	400	00011773	10	28.10	X	

Further dimensions on request

Sinfonia c						15 mm nom., A2-s1,d0
2000	300	00068282	10	on request	X	
2000	312.5	00069128	10	40.80	B	
2500	300	00068832	10	on request	B	
2500	312.5	00071060	10	35.05	B	
2500	400	00068686	10	35.05	B	

Further dimensions on request

Sinfonia Privacy						20 mm nom., A2-s1,d0
2000	312.5	00079670	8	on request	X	
2500	300	00079672	8	on request	D	
2500	312.5	00079673	8	50.25	D	
2500	400	00079674	8	50.25	D	

Further dimensions on request

A = availability within 1 week, delivery period depending on place of delivery, no minimum order, no installation costs

B = availability in 3 weeks, delivery period depending on place of delivery, no minimum order, no installation costs

C = availability in 6 weeks, delivery period depending on place of delivery, no minimum order, no installation costs

D = availability in 6 weeks, delivery period depending on place of delivery, minimum order of 250 m², no installation costs

X = on request

Construction S 18p

OWAconstruct

Parallel bandraster



Description	Dimension/surface	Units/pack	€
No. 80/50G Bandraster profile	Length: 3750 mm visible side white	8 pieces	7.04/m
No. 80/75G Bandraster profile	Length: 3750 mm visible side white	8 pieces	on request
No. 80/100G Bandraster profile	Length: 3750 mm visible side white	8 pieces	10.21/m
No. 80/125G Bandraster profile	Length: 3750 mm visible side white	4 pieces	10.27/m
No. 80/150G Bandraster profile	Length: 3750 mm visible side white	4 pieces	13.38/m
No. 82/50G Connector for no. 80/50G	Length: 200 mm galvanised	25 pieces	0.63/piece
No. 82/75G Connector for no. 80/75G	Length: 200 mm galvanised	25 pieces	0.90/piece
No. 82/100G Connector for no. 80/100G	Length: 200 mm galvanised	25 pieces	1.07/piece
No. 82/125G Connector for no. 80/125G	Length: 200 mm galvanised	25 pieces	1.34/piece
No. 82/150G Connector for no. 80/150G	Length: 200 mm galvanised	25 pieces	1.58/piece
No. 75/50G Wall anchor for no. 80/50G	galvanised	25 pieces	0.77/piece
No. 75/75G Wall anchor for no. 80/75G	galvanised	25 pieces	0.95/piece
No. 75/100G Wall anchor for no. 80/100G	galvanised	25 pieces	0.92/piece
No. 75/125G Wall anchor for no. 80/125G	galvanised	25 pieces	0.99/piece
No. 75/150G Wall anchor for no. 80/150G	galvanised	25 pieces	1.11/piece
No. 79/50 Nonius hanger for no. 80/50G	Length: 120 mm galvanised	100 pieces	0.36/piece
No. 79/75 Nonius hanger for no. 80/75G	Length: 120 mm galvanised	100 pieces	0.44/piece
No. 79/100 Nonius hanger for no. 80/100G	Length: 120 mm galvanised	100 pieces	0.52/piece
No. 79/125 Nonius hanger for no. 80/125G	Length: 120 mm galvanised	100 pieces	0.61/piece
No. 79/150 Nonius hanger for no. 80/150G	Length: 120 mm galvanised	100 pieces	0.73/piece
No. 17/80 Lower element for triangular reinforcement	Length: 190 mm galvanised	100 pieces	0.50/piece
No. 20 Z profile	Height: 21 mm thickness: 0.5 mm length: 3000 mm galvanised	25 pieces	1.90/m
No. 19 Z profile	Height: 70 mm thickness: 0.5 mm lengths: 2000 mm 2500 mm galvanised	25 pieces	3.78/m

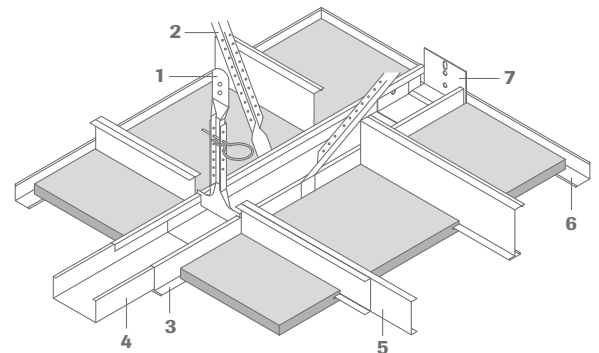
Construction S 18p

OWAconstruct

Parallel bandraster



Description	Dimension/surface	Units/pack	€
No. 19/10 Z profile	Height: 70 mm thickness: 0.6 mm lengths: 2000 mm 2500 mm galvanised	25 pieces 25 pieces	on request 3.78/m
No. 37 L profile	Height: 25 mm thickness: 0.6 mm lengths: 1250 mm 1500 mm galvanised	50 pieces	1.58/m
No. 36 C profile	Height: 50 mm thickness: 0.6 mm lengths: 1800 mm 2000 mm 2500 mm galvanised	20 pieces	2.26/m
No. 36/70 C profile	Height: 70 mm thickness: 0.6 mm lengths: 2000 mm 2500 mm galvanised	20 pieces	2.79/m
No. 51/25 Wall angle	Height: 25 mm width: 25 mm thickness: 1.0 mm length: 3000 mm visible side white	10 pieces	4.78/m
No. 50/22 Shadow wall angle	Height: 39 mm total width: 30 mm visible width: 15 mm thickness: 1.0 mm length: 3000 mm visible side white	15 pieces	8.04/m



Construction parts/m ²	1500 mm	2000 mm	2500 mm
Module distance bandraster profile	1500 mm	2000 mm	2500 mm
1 Hanger	0.7 piece	0.7 piece	0.7 piece
2 Triangular reinforcement	0.7 piece	0.7 piece	0.7 piece
3 Bandraster profile	0.67 m	0.50 m	0.40 m
4 Connector	0.18 piece	0.13 piece	0.11 piece
5 Reinforcement spline *			
for tile width 300 mm	2.22 pieces	1.67 pieces	1.33 pieces
312.5 mm	2.13 pieces	1.60 pieces	1.28 pieces
400 mm	1.67 pieces	1.25 pieces	1.00 pieces
6 Wall angle	Dependent on space geometry		
7 Wall anchor	Dependent on space geometry		

* The quantities are based on the corresponding length.
Double quantities must be allowed for if using L or C profiles.

Maximum ranges of extension in mm

	Product no.	Section description (visible side)	Web height in mm	Material thickness in mm	Up to 312.5 mm		Up to 400 mm	
					A2-s1,d0 15 mm	A2-s1,d0 20 mm	A2-s1,d0 15 mm	A2-s1,d0 20 mm
Non demountable	20	Z profile (galvanised)	21	0.5	1490	1400	1410	1330
	19	Z profile (galvanised)	70	0.5	2500	2500	2500	2500
	19/10	Z profile (galvanised)	70	0.6	2500	2500	2500	2500
Demountable	37	L profile (galvanised)	25	0.6	1600	1510	1520	1430
	36	C profile (galvanised)	50	0.6	2500	2500	2500	2500
	36/70	C profile (galvanised)	70	0.6	2500	2500	2500	2500

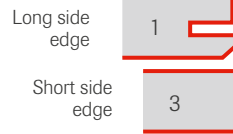
Note: The aforementioned OWA width span recommendation for free-floating systems limits the maximum profile deflection to 2.5 mm for appearance reasons. If the permissible deflection for class 1 (max. deflection 4.0 mm or L/500) as per EN 13964 is applicable, we ask that you contact our consulting department OWAconsult.

These are average price indications. Please contact your local OWA Representative or our Export Team in order to get your personal quotation.

Ceiling tiles for Bandraster system S 18k

OWAcoustic premium

Large format tiles



Length (mm)	Width (mm)	Part no.	Units/pack	€/m ²	Del. cat.
Constellation 15 mm nom., A2-s1,d0					
2500	300	00010612	10	27.65	D
2500	312.5	00000608	10	23.20	B
2500	400	00012798	10	24.55	C

Further dimensions on request

Length (mm)	Width (mm)	Part no.	Units/pack	€/m ²	Del. cat.
Cosmos/N 15 mm nom., A2-s1,d0					
2500	300	00000637	10	28.10	X
2500	312.5	00009835	10	28.10	B
2500	400	00011773	10	28.10	X

Further dimensions on request

Length (mm)	Width (mm)	Part no.	Units/pack	€/m ²	Del. cat.
Sinfonia c 15 mm nom., A2-s1,d0					
2500	300	00068832	10	on request	B
2500	312.5	00071060	10	35.05	B
2500	400	00068686	10	35.05	B

Further dimensions on request

Length (mm)	Width (mm)	Part no.	Units/pack	€/m ²	Del. cat.
Sinfonia Privacy 20 mm nom., A2-s1,d0					
2500	300	00079672	8	on request	D
2500	312.5	00079673	8	50.25	D
2500	400	00079674	8	50.25	D

Further dimensions on request

The tiles must be halved or cut to size on site!

The net mass of the tiles is determined based on the respective construction. Tiles must be installed with back reinforcements onsite.

- A = availability within 1 week, delivery period depending on place of delivery, no minimum order, no installation costs
 B = availability in 3 weeks, delivery period depending on place of delivery, no minimum order, no installation costs
 C = availability in 6 weeks, delivery period depending on place of delivery, no minimum order, no installation costs
 D = availability in 6 weeks, delivery period depending on place of delivery, minimum order of 250 m², no installation costs
 X = on request

Construction S 18k

OWAconstruct

Cross pan grid



Description	Dimension/surface	Units/pack	€
No. 80/50G Bandraster profile	Width: 50 mm height: 35 mm thickness: 0.6 mm length: 3750 mm visible side white	8 pieces	7.04/m
No. 80/75G Bandraster profile	Width: 75 mm height: 35 mm thickness: 0.6 mm length: 3750 mm visible side white	8 pieces	on request
No. 80/100G Bandraster profile	Width: 100 mm height: 35 mm thickness: 0.6 mm length: 3750 mm visible side white	8 pieces	10.21/m
No. 80/125G Bandraster profile	Width: 125 mm height: 35 mm thickness: 0.7 mm length: 3750 mm visible side white	4 pieces	10.27/m
No. 80/150G Bandraster profile	Width: 150 mm height: 35 mm thickness: 0.7 mm length: 3750 mm visible side white	4 pieces	13.38/m
No. 82/50G Connector for no. 80/50G	Length: 200 mm galvanised	25 pieces	0.63/piece
No. 82/75G Connector for no. 80/75G	Length: 200 mm galvanised	25 pieces	0.90/piece
No. 82/100G Connector for no. 80/100G	Length: 200 mm galvanised	25 pieces	1.07/piece
No. 82/125G Connector for no. 80/125G	Length: 200 mm galvanised	25 pieces	1.34/piece
No. 82/150G Connector for no. 80/150G	Length: 200 mm galvanised	25 pieces	1.58/piece
No. 79/50 Nonius hanger for no. 80/50G	Length: 180 mm galvanised	100 pieces	0.36/piece
No. 79/75 Nonius hanger for no. 80/75G	Length: 120 mm galvanised	100 pieces	0.44/piece
No. 79/100 Nonius hanger for no. 80/100G	Length: 120 mm galvanised	100 pieces	0.52/piece
No. 79/125 Nonius hanger for no. 80/125G	Length: 120 mm galvanised	100 pieces	0.61/piece
No. 79/150 Nonius hanger for no. 80/150G	Length: 120 mm galvanised	100 pieces	0.73/piece
No. 75/50G Wall anchor for no. 80/50G	Galvanised	25 pieces	0.77/piece
No. 75/75G Wall anchor for no. 80/75G	Galvanised	25 pieces	0.95/piece
No. 75/100G Wall anchor for no. 80/100G	Galvanised	25 pieces	0.92/piece
No. 75/125G Wall anchor for no. 80/125G	Galvanised	25 pieces	0.99/piece
No. 75/150G Wall anchor for no. 80/150G	Galvanised	25 pieces	1.11/piece

Construction S 18k

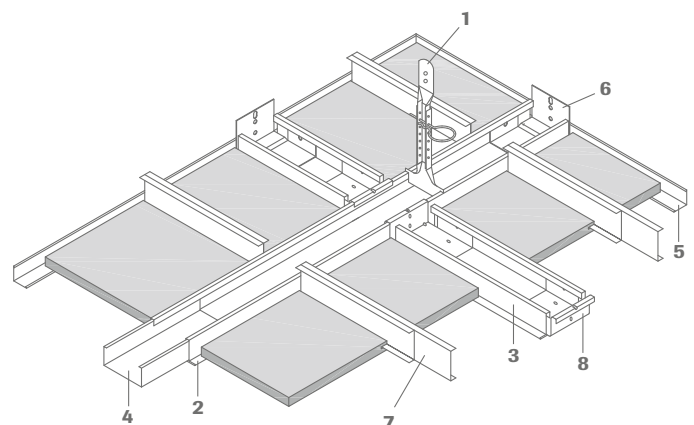
OWAconstruct

Cross pan grid



Description	Dimension/surface	Units/pack	€
No. 81/50G Cross connection for no. 80/50G	Length: 90 mm galvanised	25 pieces	1.27/piece
No. 81/75G Cross connection for no. 80/75G	Length: 90 mm galvanised	25 pieces	1.34/piece
No. 81/100G Cross connection for no. 80/100G	Length: 90 mm galvanised	25 pieces	1.30/piece
No. 81/125G Cross connection for no. 80/125G	Length: 90 mm galvanised	25 pieces	1.51/piece
No. 81/150G Cross connection for no. 80/150G	Length: 90 mm galvanised	25 pieces	1.71/piece
No. 37 L profile	Height: 25 mm thickness: 0.6 mm lengths: 1250 mm 1500 mm galvanised	50 pieces	1.58/m
No. 36 C profile	Height: 50 mm thickness: 0.6 mm lengths: 1800 mm 2000 mm 2500 mm galvanised	20 pieces	2.26/m
No. 51/25 Wall angle	Height: 25 mm width: 25 mm thickness: 1.0 mm length: 3000 mm visible side white	10 pieces	4.78/m
No. 50/22 Shadow wall angle	Height: 39 mm total width: 30 mm visible width: 15 mm thickness: 1.0 mm length: 3000 mm visible side white	15 pieces	8.04/m

Bandrafter profiles in fixed lengths for use as bandrafter intermediate profiles on request. For installation, two cross connections no. 81/... are needed per bandrafter intermediate profile. Assembly onsite.



Construction parts/m²
(quantities on the fitted lengths)

Module distance bandrafter	1200 mm	1250 mm
1 Hanger	0.7 piece	0.7 piece
2 Bandrafter profile	0.85 m	0.80 m
3 Bandrafter intermediate profile	0.7 piece	0.65 piece
4 Connector	0.25 piece	0.22 piece
5 Wall angle	Dependent on space geometry	
6 Wall anchor	Dependent on space geometry	
7 Reinforcement spline	Depending on tile width	
8 Cross connection	1.4 piece	1.3 piece

These are average price indications. Please contact your local OWA Representative or our Export Team in order to get your personal quotation.

Clean room and hygienic ceilings

OWAcoustic premium

Edge

3

For exposed system S 3

Length (mm) Width (mm) Part no. Units/pack €/m² Del. cat.

Humancare Sinfonia		15 mm nom., A2-s1,d0			
600	600	00091526	12	26.90	B
625	625	00091528	12	26.90	B
1200	600	00091529	10	26.90	B
1250	625	00091531	10	on request	C

Further dimensions on request

Humancare | Sinfonia Silencia **20 mm nom., A2-s1,d0**

600	600	00079906	10	29.35	D
625	625	00079907	10	38.70	D
1200	600	00079908	8	on request	D
1250	625	00079909	8	on request	D

Further dimensions on request

Sanitas 02 | Plain **15 mm nom., A2-s1,d0**

600	600	00046159	12	20.60	D
625	625	00046167	12	20.60	B
1200	600	00073847	10	20.60	D
1250	625	00046189	10	20.60	D

OWAlux® white* **15 mm nom., A2-s3,d0**

600	600	00023709	10	70.45	D
625	625	00021355	10	56.90	B

Humancare Plus **20 mm nom., A2-s1,d0**

600	600	00087595	10	38.00	C
625	625	00087599	10	40.60	B
1200	600	00087601	8	40.60	D
1250	625	00087602	8	38.00	C

OWAcoustic premium

Edge

3vs

For exposed system S 3

Length (mm) Width (mm) Part no. Units/pack €/m² Del. cat.

Humancare Lab°		20 mm nom., A2-s1,d0			
600	600	00087637	10	53.15	C
625	625	00087638	10	60.25	B
1200	600	00087639	8	53.15	D
1250	625	00087640	8	53.15	C

Humancare Pro **20 mm nom., A2-s1,d0**

600	600	00087633	10	42.90	C
625	625	00087634	10	48.15	B
1200	600	00087635	8	42.90	D
1250	625	00087636	8	42.90	C

OWAcoustic premium

Edge

6

For exposed system S 3a

Length (mm) Width (mm) Part no. Units/pack €/m² Del. cat.

Humancare Sinfonia		15 mm nom., A2-s1,d0			
600	600	00091532	10	33.20	D
625	625	00091534	10	33.20	X
1200	600	00091535	10	33.20	D
1250	625	00091537	10	33.20	D

Humancare Plus **20 mm nom., A2-s1,d0**

600	600	00087616	10	on request	D
625	625	00087617	10	on request	D
1200	600	00087618	8	on request	D
1250	625	00087619	8	on request	D

OWAcoustic premium

Edge

15

For exposed system S 15a cliq

Length (mm) Width (mm) Part no. Units/pack €/m² Del. cat.

Humancare Sinfonia		15 mm nom., A2-s1,d0			
600	600	00091538	10	33.20	D
625	625	00091540	10	33.20	X
1200	600	00091541	10	33.20	D
1250	625	00091543	10	33.20	D

Humancare Plus **20 mm nom., A2-s1,d0**

600	600	00087621	10	on request	D
625	625	00087622	10	on request	D
1200	600	00087623	8	on request	D
1250	625	00087624	8	on request	D

All the products listed here are high-quality wet-felt products whose components are firlinear metresy board together. For this reason, additional edge sealing is not necessary. Your benefit: no special additional measures (such as on-site edge sealing) are necessary if the tiles are cut!

OWAcoustic hygienic and clean room ceilings meet the clean room standards for ISO classes 4 as per EN ISO 14644-1.

This corresponds to clean room classes 10 based on US Federal Standard 209 E (withdrawn 2001).

For further information see [OWA brochure 9898 e](#).

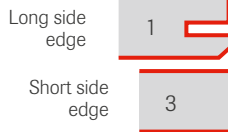
* System S 3 with compression strip, compression spring and silicon rubber construction
 ° System test for air tightness according to EN 12114: Class PM1 (up to 50 Pa. pressure difference). Constructional design: System S 3 with pressure spring no. 819, C-profile no. 57, wall spring no. 5210 and Nonius hanger 17/45 incl. accessories (see page 35)

▲ Edge 3 must be used on outer edges as a cutting tile when using compression springs no. 819 in combination with edges 6 or 15.

Clean room and hygienic ceilings

OWAcoustic premium

Large format tiles for systems S 2p, S 6a, S 18p, S18k



Length (mm)	Width (mm)	Part no.	Units/pack	€/m ²	Del. cat.
Humancare Sinfonia c					
15 mm nom., A2-s1,d0					
2000	300	00088046*1	10	43.30	D
2000	312.5	00088047*1	10	43.30	D
2500	300	00088048*2	10	42.05	D
2500	312.5	00088049*2	10	42.05	D
2500	400	00088050*2	10	42.05	D

*1 not available for S 18k | *2 not available for S 2p

OWAcoustic hygienic and clean room ceilings meet the clean room standards for ISO classes 4 as per EN ISO 14644-1.

This corresponds to clean room classes 10 based on US Federal Standard 209 E (withdrawn 2001).


For further information see [OWA brochure 9898 e](#).

- A = availability within 1 week, delivery period depending on place of delivery, no minimum order, no installation costs
- B = availability in 3 weeks, delivery period depending on place of delivery, no minimum order, no installation costs
- C = availability in 6 weeks, delivery period depending on place of delivery, no minimum order, no installation costs
- D = availability in 6 weeks, delivery period depending on place of delivery, minimum order of 250 m², no installation costs
- X = on request

Construction S 3 for clean room and hygienic ceilings

OWAconstruct

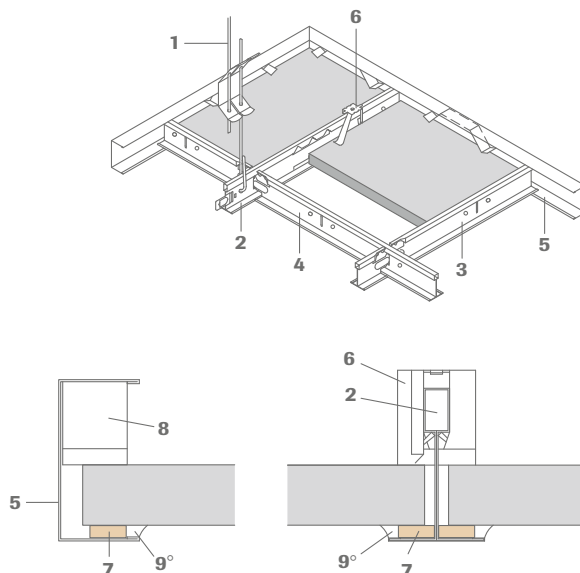
Exposed system with additional compression strip and silicon rubber, with profiles of 24 mm width



Description	Dimension/surface	Units/pack	€
No. 12/30/2 ● Adjustable hanger with double tension springs	Diameter: 4 mm maximum load: 0.25 kN max. range of extension: 270 mm	100 pieces	0.35/piece
No. 45 Main tee width 24 mm	Height: 38 mm lengths: 3700 mm 3750 mm visible side white	25 pieces	1.87/m
No. 46 Cross tee width 24 mm butt-jointed	Height: 32 mm lengths: 600 mm 625 mm visible side white	75 pieces	1.87/m
No. 47 Cross tee width 24 mm butt-jointed	Height: 32 mm lengths: 1200 mm 1250 mm visible side white	50 pieces	1.87/m
No. 819 Hold down clip for OWA-No. 45, 46	Corrosion-resistant	500 pieces	0.18/piece
No. 8900 Compression strip for sterile and hygiene areas	Width: 9 mm height: 3 mm colour: white one side is self-adhesive	Shrink pack à 100 m	0.38/m
No. 5210 Wall spring clip	Height: 40 mm width: 16 mm length: 82 mm corrosion-resistant	500 pieces	0.38/piece
No. 57 Wall angle C-shaped	Height: 40 mm width: 20 mm length: 3050 mm visible side white	16 pieces	4.42/m
No. 8032 Inspection hatch (without tile)	625 x 625 mm 600 x 600 mm steel sheet galvanised visible areas white suitable for systems: S 3, S 3 cliq, S 3a, S 3a cliq, S 15 cliq and S 15a cliq	Loose loose	213.12/piece 213.12/piece

● More hangers see page 51

* **Important:** a wire overhang of at least 15 mm must be maintained



Bottom edge guide price per m² of ceiling, for white bottom edge

600 x 600 mm:	approx. 8.43 Euro/m²
625 x 625 mm:	approx. 8.03 Euro/m²
plus wall angle:	4.42 Euro/m
plus compression strip:	0.38 Euro/m

Construction parts/m ²	600 x 600 mm	625 x 625 mm
1 Hanger	0.7 piece	0.7 piece
2 Main tee no. 45	0.83 m	0.8 m
3 Cross tee no. 46	0.83 m	0.8 m
4 Cross tee no. 47	1.66 m	1.6 m
5 Wall angle no. 57	Dependent on room size and shape	
6 Hold down clip no. 819	11 pieces	10 pieces
7 Compression strip no. 8900	6.7 m	6.4 m
8 Wall spring clip no. 5210	Dependent on room size and shape	
9 Silicon rubber (or similar) °	Onsite	

° Silicon rubber design only necessary when pressure washing

Positive and negative pressure ceilings, according to EN 12114

Construction S 3 for positive and negative pressure ceilings

OWAcoustic premium

Edge

3

For exposed system S 3

OWAconstruct



Exposed system S 3, 24 mm wide grid with hold down clips and optional compression strip

Length (mm) Width (mm) Part no. Units/pack €/m² Del. cat.

Humancare Lab ^o			20 mm nom., A2-s1,d0		
600	600	00087637	10	53.15	C
625	625	00087638	10	60.25	B
1200	600	00087639	8	53.15	D
1250	625	00087640	8	53.15	C

OWAlux [®] white*			15 mm nom., A2-s3,d0		
600	600	00023709	10	70.45	D
625	625	00021355	10	56.90	B

A = availability within 1 week, delivery period depending on place of delivery, no minimum order, no installation costs

B = availability in 3 weeks, delivery period depending on place of delivery, no minimum order, no installation costs

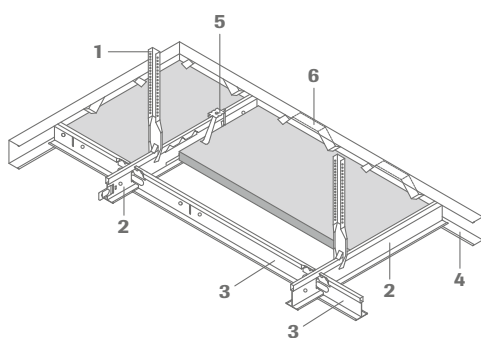
C = availability in 6 weeks, delivery period depending on place of delivery, no minimum order, no installation costs

D = availability in 6 weeks, delivery period depending on place of delivery, minimum order of 250 m², no installation costs

X = on request

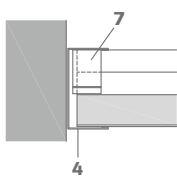
Description Dimension/surface Units/pack €

No. 17/45 Hanger for cliq-MR, no. 45	Length: 178 mm galvanised maximum load: 0.40 kN	Packet 100 pieces	0.73/piece
No. 16/... Hanger extension (nonius) for no. 09/45 and no. 17/45	galvanised	Depending on length 100 pieces or 25 pieces	Depending on length
No. 76 Safety pin for nonius hanger	Length: 70 mm thickness: 3 mm galvanised	100 pieces	0.16/piece
No. 45 Main tee width 24 mm	Height: 38 mm lengths: 3700 mm 3750 mm visible side white	25 pieces	1.87/m
No. 46 Cross tee width 24 mm butt-jointed	Height: 32 mm lengths: 600 mm 625 mm visible side white	75 pieces	1.87/m
No. 819 Hold down clip for OWA-No. 45, 46	Corrosion-resistant	500 pieces	0.18/piece
No. 8900 Compression strip for sterile and hygiene areas	Width: 9 mm height: 3 mm colour: white one side is self-adhesive	Shrink pack à 100 m	0.38/m
No. 5210 Wall spring clip	Height: 40 mm width: 16 mm length: 82 mm corrosion-resistant	500 pieces	0.38/piece
No. 57 Wall angle C-shaped	Height: 40 mm width: 20 mm length: 3050 mm visible side white	16 pieces	4.42/m
No. 8032 Inspection hatch (without tile)	625 x 625 mm 600 x 600 mm steel sheet galvanised visible areas white	Loose loose	213.12/piece 213.12/piece

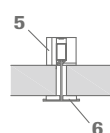
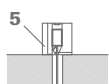
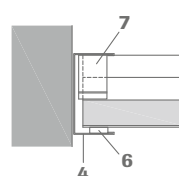


System tested without compression strip for air tightness according to DIN 12114: class PM1 (up to 50 pa. pressure difference).

Without compression strip:



With compression strip:



Bottom edge guide price per m² of ceiling, for white bottom edge

600 x 600 mm:	approx. 9.21 Euro/m²
625 x 625 mm:	approx. 8.81 Euro/m²
plus wall angle:	4.42 Euro/m
plus wall spring clip:	0.38 Euro/piece
plus compression strip:	0.38 Euro/m

Construction parts/m ²	600 x 600 mm	625 x 625 mm
1 Hanger	1.4 piece	1.4 piece
2 Main tee no. 45	1.66 m	1.6 m
3 Cross tee no. 46	1.66 m	1.6 m
4 Wall angle no. 57	Dependent on room size and shape	
5 Hold down clip no. 819	11 piece	10 piece
6 Compression strip no. 8900	6.7 m	6.4 m
7 Wall spring clip no. 5210	Dependent on room size and shape	

These are average price indications. Please contact your local OWA Representative or our Export Team in order to get your personal quotation.

Ceilings for high humidity areas

OWAacoustic premium

Edge

3

For exposed system S 3e

Corrosion protection class C as per EN 13964

Length (mm) Width (mm) Part no. Units/pack €/m² Del. cat.

Mavroc Constellation		15 mm nom., A2-s1,d0			
625	625	00029823	12	22.80	B

Ocean		20 mm nom., A2-s1,d0			
600	600	00079876	10	34.70	C
625	625	00079877	10	34.70	B

Humancare Plus		20 mm nom., A2-s1,d0			
600	600	00087595	10	38.00	C
625	625	00087599	10	40.60	B
1200	600	00087601	8	40.60	D
1250	625	00087602	8	38.00	C

A = availability within 1 week, delivery period depending on place of delivery, no minimum order, no installation costs

B = availability in 3 weeks, delivery period depending on place of delivery, no minimum order, no installation costs

C = availability in 6 weeks, delivery period depending on place of delivery, no minimum order, no installation costs

D = availability in 6 weeks, delivery period depending on place of delivery, minimum order of 250 m², no installation costs

X = on request

Construction S 3e

OWAconstruct

Exposed system with profiles of 24 mm width, demountable, with increased corrosion protection

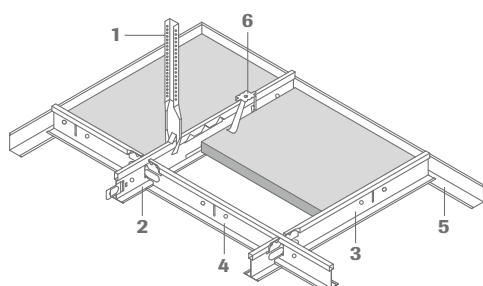
Corrosion protection class C as per EN 13964



Description	Dimension/surface	Units/pack	€
No. 45KB Main tee width 24 mm	Height: 38 mm lengths: 3600 mm, 3750 mm visible side white corrosion-resistant	25 pieces	7.05/m
No. 46KB Cross tee	Height: 32 mm width: 24 mm lengths: 600 mm, 625 mm visible side white corrosion-resistant	75 pieces	7.05/m
No. 47KB Cross tee	Height: 32 mm width: 24 mm lengths: 1200 mm, 1250 mm visible side white corrosion-resistant	50 pieces	7.05/m
No. 50KB Wall angle	Height: 24 mm width: 24 mm thickness: 0.5 mm length: 3050 mm visible side white corrosion-resistant	40 pieces	5.30/m
No. 09/45KB Hanger lower element for no. 45KB	Length: 50 mm maximum load: 0.25 kN galvanised/black, corrosion-resistant	50 pieces	2.90/piece
No. 17/45KB Hanger for no. 45KB	Length: 190 mm maximum load: 0.40 kN galvanised/black, corrosion-resistant	50 pieces	3.19/piece
No. 16KB Nonius extension, intermediate element	Length: 200 mm maximum load: 0.25 kN galvanised/black, corrosion-resistant extension max. 160 mm	50 pieces	3.41/piece
No. 16/...KB Hanger extension (nonius) for no. 09/45KB and no. 17/45KB	Galvanised/black also available in longer lengths, on request, corrosion-resistant to 16/100 170 mm perforated from 16/110 200 mm perforated	Depending on length 50 pieces or 25 pieces	je nach Länge
No. 76KB Safety pin for nonius hanger	Length: approx. 70 mm thickness: 3 mm galvanised/black, corrosion-resistant	100 pieces	1.56/piece
No. 99/18KB 2-component touch-up paint	760 linear metres can + hardener Important: mix the reactive hardener into the desired amount of paint only colour: black	1 can	106.17/piece
No. 819 Hold down clip	Corrosion-resistant	500 pieces	0.18/piece

Important: for use in indoor swimming pools and wet rooms, additional measures must be observed. Request our information sheet and contact our consulting department OWAconsult.

Lower edge guide price per m² of ceiling, 625 x 625 mm: approx. **28.92 Euro/m²** including lower segment of hanger plus wall angle: **5.30 Euro/m**
no. 17/45KB, upper segment of hanger no. 16/30KB and safety pin no. 76KB



Construction parts/m ²	625 x 625 mm
1 Hanger	0.7 piece
2 Main tee no. 45KB	0.8 m
3 Cross tee no. 46KB	0.8 m
4 Cross tee no. 47KB	1.6 m
5 Wall angle no. 50KB	Dependent on room size and shape
6 Hold down clip no. 819	Only with wind pressure and suction

Sound protection ceilings Sinfonia Privacy

OWAcoustic premium

Edge

3

For exposed systems S 3 and S 3 cliq (see p. 12, 13),
for Bandraster system S 18d (see p. 29)
and for S 15 cliq (see p. 19)

Length (mm) Width (mm) Part no. Units/pack €/m² Del. cat.

Sinfonia Privacy			20 mm nom., A2-s1,d0		
600	600	00079625	10	33.05	C
625	625	00079622	10	33.05	B
1200	600	00079628	8	on request	C
1250	625	00079626	8	33.05	C
1250	312.5	00079651	8	on request	D
2500	300	00079659	8	on request	D
2500	312.5	00079660	8	on request	D

Further dimensions on request

OWAcoustic premium

Edge

15

For exposed system S 15a cliq (see p. 20)

Length (mm) Width (mm) Part no. Units/pack €/m² Del. cat.

Sinfonia Privacy			20 mm nom., A2-s1,d0		
600	600	00079639	10	on request	X
625	625	00079637	10	on request	X
1200	600	00079642	8	on request	D
1250	625	00079640	8	on request	D

OWAcoustic premium

Long side
edge

1

For semi-concealed system S 2p (see p. 23),
for bandraster system S 18p (see p. 31)
and for clear spanning system S 6a (see p. 25)

Short side
edge

3

Length (mm) Width (mm) Part no. Units/pack €/m² Del. cat.

Sinfonia Privacy			20 mm nom., A2-s1,d0		
2000	312.5	00079670	8	on request	X
2500	300	00079672	8	on request	D
2500	312.5	00079673	8	50.25	D
2500	400	00079674	8	50.25	D

Further dimensions on request

OWAcoustic premium

Edge

6

For exposed system S 3a and S 3a cliq (see p. 16, 16)
and for Bandraster system S 18d (see p. 29)

Length (mm) Width (mm) Part no. Units/pack €/m² Del. cat.

Sinfonia Privacy			20 mm nom., A2-s1,d0		
600	600	00079633	10	39.90	C
625	625	00079629	10	on request	X
1200	600	00079636	8	39.90	D
1250	625	00079634	8	on request	D

Sound protection ceilings Janus

OWAcoustic premium

Edge

3

For exposed system S 3, S 3 cliq and S 15 cliq (see p. 12, 18)

Length (mm) Width (mm) Part no. Units/pack €/m² Del. cat.

Janus Constellation			33 mm nom., A2-s1,d0		
625	625	00082565	4	62.10	D

Janus Cosmos/N			33 mm nom., A2-s1,d0		
625	625	00082569	4	54.10	B

A = availability within 1 week, delivery period depending on place of delivery,
no minimum order, no installation costs
B = availability in 3 weeks, delivery period depending on place of delivery,
no minimum order, no installation costs
C = availability in 6 weeks, delivery period depending on place of delivery,
no minimum order, no installation costs
D = availability in 6 weeks, delivery period depending on place of delivery,
minimum order of 250 m², no installation costs
X = on request

These are average price indications. Please contact your local OWA Representative or our Export Team in order to get your personal quotation.

Ceiling tiles for wide-span profiles type 8550

OWAcoustic premium

Edge

3

Length (mm)	Width (mm)	Part no.	Units/pack	€/m ²	Del. cat.
Constellation 15 mm nom., A2-s1,d0					
600	600	00000011	12	15.00	A
625	625	00000014	12	15.00	A
1200	600	00073782	10	15.00	A
1250	625	00000007	10	15.00	B
Cosmos/N 15 mm nom., A2-s1,d0					
600	600	00000115	12	18.15	B
625	625	00000120	12	18.15	A
1200	600	00073786	10	18.15	B
1250	625	00000113	10	18.15	B
Cosmos/O 15 mm nom., A2-s1,d0					
625	625	00000086	12	18.15	A
1250	625	00000077	10	18.15	C
Harmony 15 mm nom., A2-s1,d0					
625	625	00000099	12	14.80	B
1250	625	00000093	10	14.80	X
Finetta 15 mm nom., A2-s1,d0					
625	625	00028799	12	14.80	B
Plain 15 mm nom., A2-s1,d0					
625	625	00000048	12	17.40	A
NEW Sandila NRC 15 mm nom., A2-s1,d0					
600	600	00075455	12	19.00	C
625	625	00075639	12	19.00	B
NEW Sandila/N 15 mm nom., A2-s1,d0					
600	600	00075469	12	17.40	C
625	625	00075343	12	17.40	B
1200	600	00075490	10	17.40	B
1250	625	00075503	10	17.40	B
Brillianto A 14 mm 14 mm nom., A2-s1,d0					
600	600	00089666	12	19.00	A
600	600	00089666	12	19.00	A
1200	600	00091242	10	19.00	A
1250	625	00091243	10	19.00	A
Brillianto A 20 mm 20 mm nom., A2-s1,d0					
600	600	00079872	10	22.80	A
625	625	00079873	10	22.80	B
1200	600	00077568	8	22.80	C
1250	625	00077573	8	28.05	C
Bolero 15 mm nom., A2-s1,d0					
625	625	00061783	12	22.50	B
Sinfonia 15 mm nom., A2-s1,d0					
600	600	00091499	12	22.40	A
625	625	00091501	12	22.40	A
1200	600	00091502	10	22.40	A
1250	625	00091504	10	22.40	B
Sinfonia black 15 mm nom., A2-s1,d0					
600	600	00091558	12	26.90	B
625	625	00091560	12	26.90	B
1200	600	00091561	10	26.90	D
1250	625	00091563	10	31.55	D
Sinfonia grey 15 mm nom., A2-s1,d0					
600	600	00091550	12	26.90	B
625	625	00091552	12	26.90	B
1200	600	00091553	10	26.90	D
1250	625	00091555	10	26.90	D
Sinfonia Silencia 20 mm nom., A2-s1,d0					
600	600	00079391	10	24.75	B
625	625	00079388	10	26.10	A
1200	600	00079395	8	26.10	C
1250	625	00079392	8	26.10	C
Sinfonia Privacy 20 mm nom., A2-s1,d0					
600	600	00079625	10	33.05	C
625	625	00079622	10	33.05	B
1200	600	00079628	8	on request	C
1250	625	00079626	8	33.05	C
Sinfonia Reflecta 15 mm nom., A2-s1,d0					
600	600	00077457	12	30.70	C
625	625	00077472	12	64.90	C

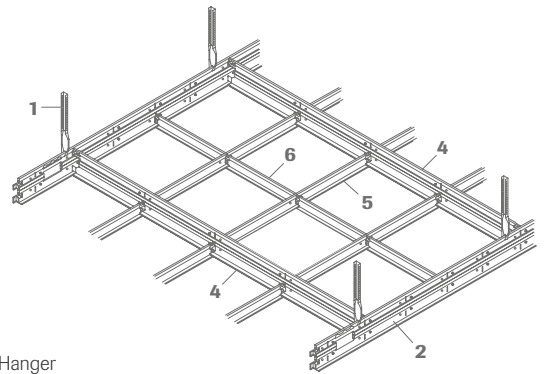
A = availability within 1 week, delivery period depending on place of delivery, no minimum order, no installation costs
 B = availability in 3 weeks, delivery period depending on place of delivery, no minimum order, no installation costs
 C = availability in 6 weeks, delivery period depending on place of delivery, no minimum order, no installation costs
 D = availability in 6 weeks, delivery period depending on place of delivery, minimum order of 250 m², no installation costs
 X = on request

Construction wide-span profiles type 8550

OWAconstruct

Description	Dimension/surface	Units/pack	€
No. 17/45 ● Hanger for no. 8550	Length: 178 mm galvanised maximum load: 0.40 kN	100 pieces	0.73/piece
No. 8550G Wide-span main tee	Height: 75 mm width: 24 mm thickness: 0.5 mm lengths: 4200 mm, first slot at 150 mm, each further slot at 300 mm 4375 mm, first slot at 156.25 mm, each further slot at 312.5 mm visible side white	8 pieces	8.65/m
No. 8556G Wide-span cross tee cranked	Height: 75 mm width: 24 mm thickness: 0.5 mm lengths: 1800 mm, slots every 600 mm 1875 mm, slots every 625 mm visible side white	12 pieces	on request
No. 8558G Wide-span cross tee cranked	Height: 75 mm width: 24 mm thickness: 0.5 mm lengths: 2400 mm, slots every 600 mm 2500 mm, slots every 625 mm visible side white	12 pieces	8.65/m
No. 46G/38 Cross tee width 24 mm	Height: 38 mm lengths: 600 mm, slots every 300 mm 625 mm, slots every 312.5 mm visible side white	75 pieces	2.57/m
No. 47G/38 Cross tee width 24 mm	Height: 38 mm lengths: 1200 mm, slots every 300 mm 1250 mm, slots every 312.5 mm visible side white	50 pieces	2.57/m
No. 51/20 ▲ Wall angle	Height: 50 mm width: 20 mm length: 3000 mm thickness: 1.0 mm visible side white	10 pieces	6.33/m

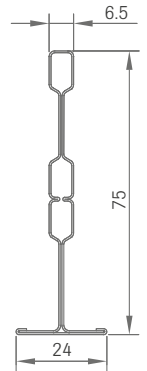
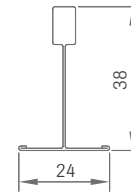
● More hangers see page 51
▲ More wall angles see page 55



- 1 Hanger
- 2 Wide-span main tee no. 8550G
- 3 Wide-span cross tee no. 8556G
- 4 Wide-span cross tee no. 8558G
- 5 Cross tee no. 47G/38
- 6 Cross tee no. 46G/38

Wide-span main tee no. 8550G
Wide-span cross tee no. 8556G
and no. 8558G

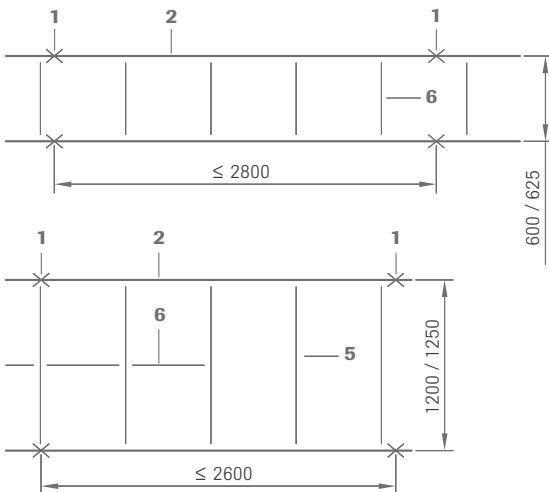
Cross tee no. 46G/38 and
no. 47G/38



See [publication 9608 e](#) and [installation instruction no. 9801 e](#) for wide-span beams type 8550.

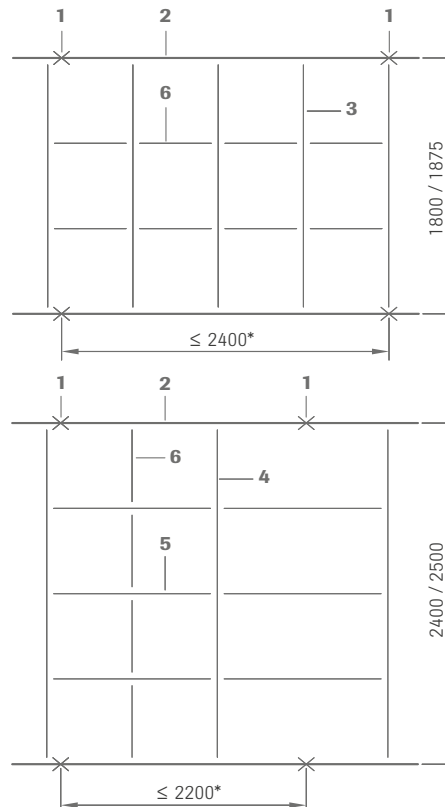
Installation examples:

Span width for OWA-System type 8550 with OWAacoustic premium tiles, thickness 15 and 20 mm



If additional mineral wool mats are applied, the aforementioned width spans must be shortened accordingly.

Ceiling surface mountings or installations, such as lights, sprinklers or fans, must generally be suspended separately.

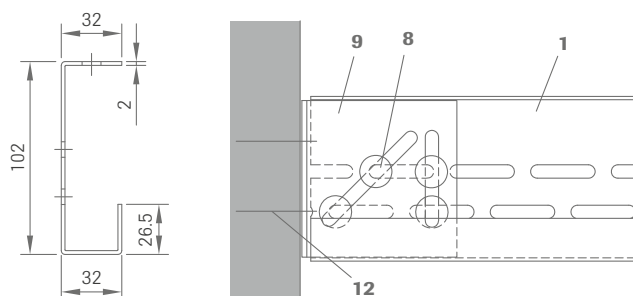
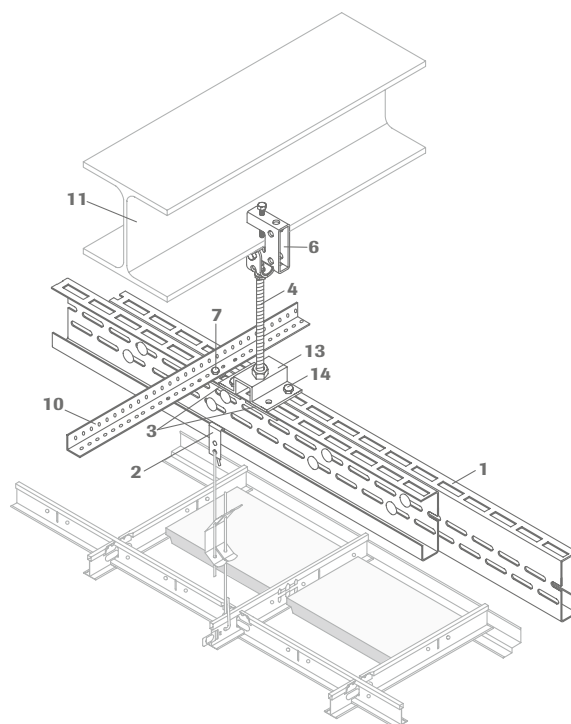


* Only nonius hangers no. 17/45 are to be used for installation!

Construction wide-span profiles type 6500

OWAconstruct

Description	Dimension/surface	Units/pack	€
No. 6500 C wide-span profile	Height: 102 mm width: 32 mm material thickness: 2 mm delivery lengths: 4000 mm and 6000 mm	Loose	23.27/m
No. 6510 Suspension clamp	Maximum load: 0.25 kN	100 pieces	4.07/piece
No. 6520 Groand plate	Dimension 60 x 28 x 5 mm drilling Ø 10.5 mm	25 pieces	4.63/piece
No. 6530 Suspension clamp		Loose	42.14/piece
No. 6540 Self-tapping screw	Ø 6.3 mm x 19 mm	500 pieces	0.26/piece
No. 6550 Mounting set	M 8 x 20 mm screw, shim and nut	100 pieces	0.26/piece
No. 6560 Wall fixing angle	118 x 97 x 97 x 3 mm Boreholes and slotted holes for M 8	25 pieces	12.69/piece
No. 6570 Grid angle	Length: 4000 mm 28 x 28 x 2 mm Perforation Ø 6.5 mm	8 pieces	5.81/m
No. 6580 Adapter	Length: 94 mm width: 67 mm total height: 28 mm borehole for threaded rod M10 4 x boreholes Ø 8.5 mm	Loose	22.09/piece



Wide span beam profile for OWAacoustic ceilings systems

It is not always possible to suspend OWA ceiling systems directly from the existing unfinished ceiling or roof structure. When existing structures cannot bear any additional weight from a suspended ceiling, or spans that are too large to be bridged with standard versions of the OWA ceiling systems, OWAconstruct wide span profiles can be used. In addition to the exposed OWAconstruct System Type 8550 ([see brochure 9608 e](#)), our wide span profiles, system type 6500, can be used in such areas.

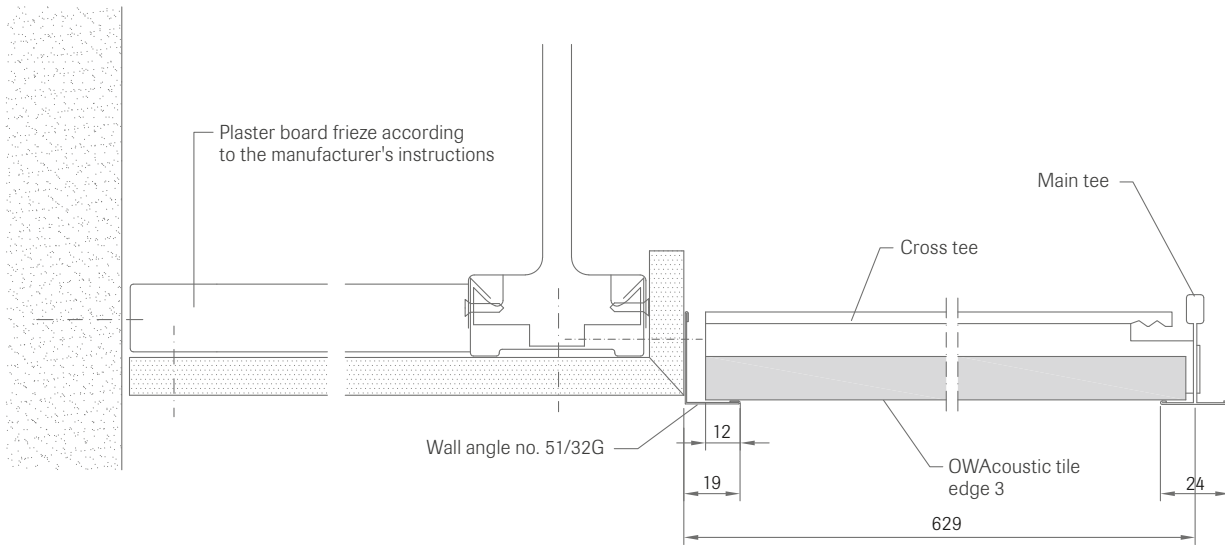
All OWAconstruct systems can be hung from our type 6500 wide-span beams.

- 1 C wide-span profile no. 6500
- 2 Suspension clamp no. 6510
- 3 Groand plate no. 6520 (2 pieces per suspension, offset diagonally)
- 4 Threaded rod M10 onsite
- 5 Groove M10 and shim M10, onsite
- 6 Suspension clamp no. 6530
- 7 Self-tapping screw no. 6540
- 8 Mounting set no. 6550
- 9 Wall fixing angle no. 6560
- 10 Grid angle no. 6570
- 11 Steel support
- 12 Fixing materials based on static requirements and manufacturer's instructions
- 13 Adapter no. 6580 for hanging double supports
- 14 Screw M 8 x 30 mm, groove M 8 and shim, onsite (2 per suspension, offset diagonally)

Design details, span widths and module distances, etc.: see [brochure 9607 e](#) for C-wide span beam profile, type 6500, as well as [installation instructions 9801 e](#).

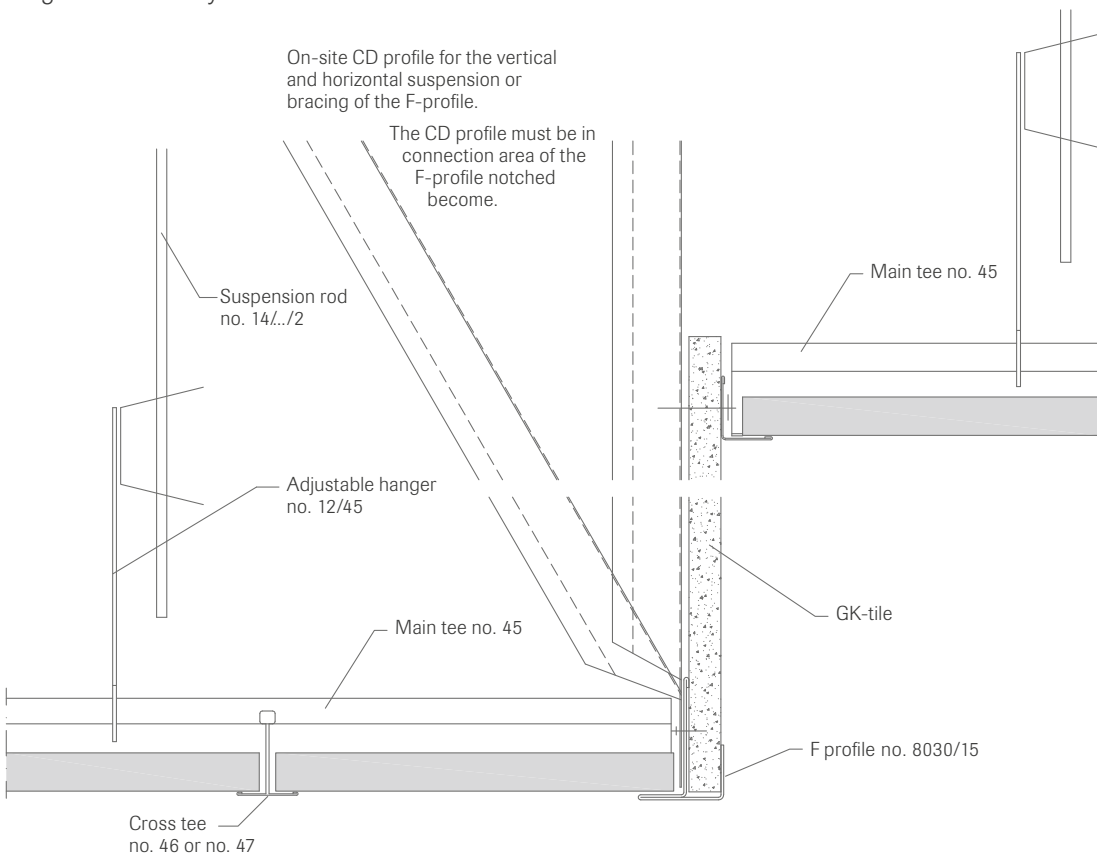
Installation examples

Connecting OWA ceiling to plaster board frieze:



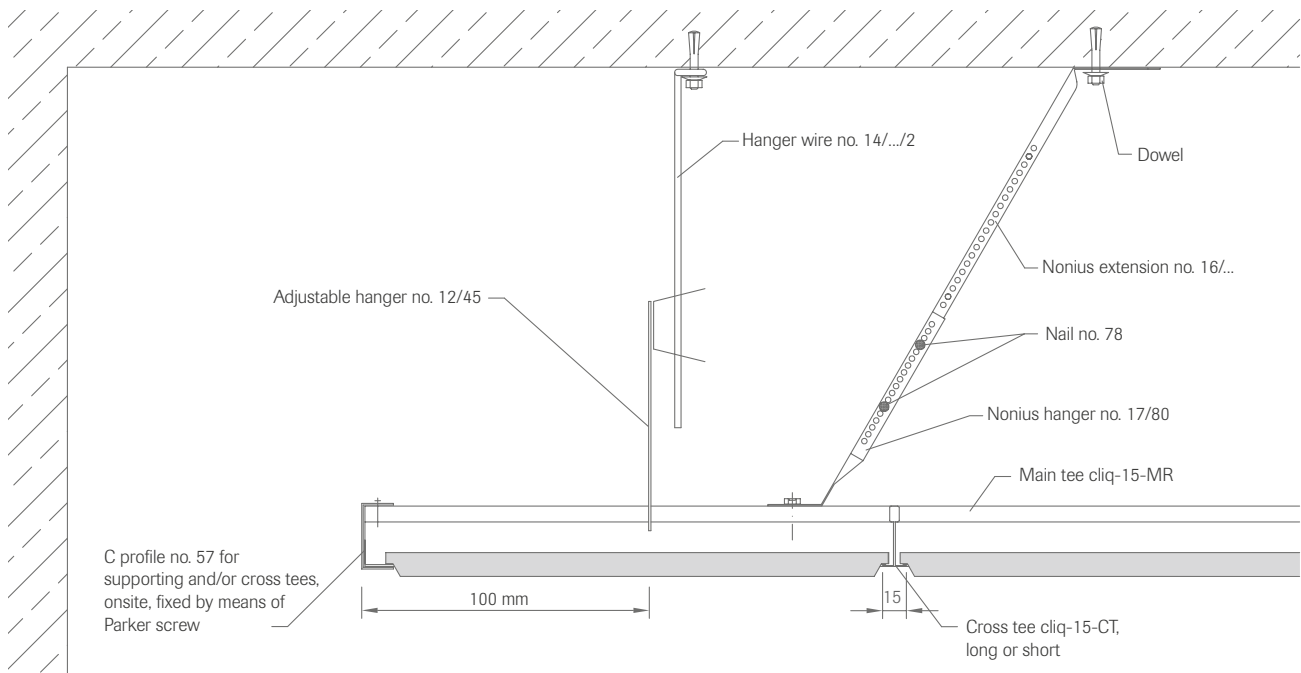
Laying according to system sheet [S 3 e](#) or [S 15 cliq e](#) and [install guide 9801 e](#).

Height offset with system S 3:

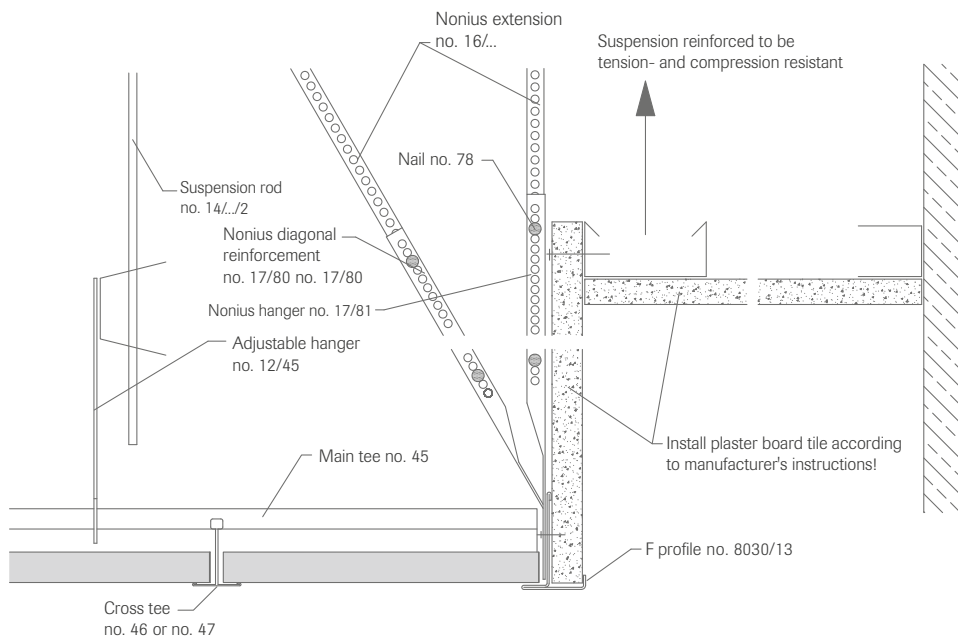


Installation examples

Ceiling mirror with system S 15a cliq:



Offset height with system S 3 with plaster board frieze



OWAconstruct standard light fixtures

Ceilings and lighting systems are planning issues that belong together.
That's why OWA offers appropriate integrated lighting, as well as a broad range of ceiling systems.

Standard LED



Lights

Integrated lighting, individual lights, white powder-coated housing. Intended for recessed installation. Highly efficient LED light unit. Light directed by opal acrylic glass pane.

Applications

Schools, public buildings that value energy efficiency

Electric equipment

- LED actuator, voltage: 220-230 V/50 Hz, DC
- power consumption 41 W
- connected via strip terminal



Standard LED – light fixture for the systems S 3, S 3 cliq, S 3a, S 3a cliq, S 15 cliq, S 15a cliq, S 15b*¹

Description	Module size	Dimension	Part no.	Protection class	Performance	Electrical ballast	Price/€	Del. cat.
Standard LED	625 x 625 mm	622 x 622 x 93 mm	00074740	IP 20	41 W	LED driver	238.36	A

Colour 4000 K, not dimmable

*¹ Luminaire not flush with ceiling.

Lifetime LED



Lights

Integrated lighting, individual lights, white powder-coated housing. Designed for recessed installation and hidden systems. Highly efficient LED light unit. Light directed by opal acrylic glass pane. Frame folds down on both sides thanks to locking latch.

Applications

Schools, public buildings that value energy efficiency

Electric equipment

- LED actuator, voltage: 220-230 V/50 Hz, DC
- power consumption 41 W
- connected via strip terminal



Lifetime LED – light fixture for the systems S 3, S 3 cliq, S 3a, S 3a cliq, S 15 cliq, S 15a cliq, S 15b*², S 2p, S 6a, S 6b, S 6c, S 18d, S 18p/k

Description	Module size	Dimension	Part no.	Protection class	Performance	Electrical ballast	Price/€	Del. cat.
Lifetime LED	600 x 600 mm	597 x 597 x 105 mm	00075122	IP 20	41 W	LED driver	364.12	A
Lifetime LED	625 x 625 mm	622 x 622 x 105 mm	00074741	IP 20	41 W	LED driver	313.90	A
Lifetime LED	1200 x 300 mm	1197 x 297 x 105 mm	00075161	IP 20	35 W	LED driver	504.69	X
Lifetime LED	1250 x 312.5 mm	1247 x 309.5 x 105 mm	00076277	IP 20	35 W	LED driver	484.67	X

Colour 4000 K, dimmable DALI, incl. mounting set

*² The luminaire is not flush with the ceiling without mounting kit

OWAconstruct standard light fixtures

Lifetime plus LED (satin finish)



Lights

Integrated lighting, individual lights, white powder-coated housing. Designed for recessed installation and hidden systems. Highly efficient LED light unit. Light directed by satin finish acrylic glass pane. Frame folds down on both sides thanks to locking latch.

Applications

Schools, public buildings that value energy efficiency, clean rooms ISO 4 (IP54)

Electric equipment

- LED actuator, voltage: 220-230 V/50 Hz, DC
- power consumption 31 W
- connected via strip terminal



Lifetime plus LED – light fixture for the systems S 3, S 3 cliq, S 3a, S 3a cliq, S 15 cliq, S 15a cliq, S 15b*¹

Description	Module size	Dimension	Part no.	Protection class	Performance	Electrical ballast	Price/€	Del. cat.
Lifetime plus LED	625 x 625 mm	622 x 622 x 75 mm	00079405	IP 40	31 W	LED driver	346.77	A
Lifetime plus LED	625 x 625 mm	622 x 622 x 75 mm	00079550	IP 54	31 W	LED driver	389.42	A

Colour 4000 K, dimmable DALI

Mounting kit for:	OWA no.	Part no.	Price/€
S 15b	8067/13	00079869	33.41

*¹ The luminaire is not flush with the ceiling without mounting kit.

Lifetime plus LED (microprism)



Lights

Integrated lighting, individual lights, white powder-coated housing. Designed for recessed installation and hidden systems. Highly efficient LED light unit. Light directed by microprism acrylic glass pane. Frame folds down on both sides thanks to locking latch.

Applications

Offices, schools, public buildings that value energy efficiency, clean rooms ISO 4 (IP54)

Electric equipment

- LED actuator, voltage: 220-230 V/50 Hz, DC
- power consumption 31 W
- connected via strip terminal



Lifetime plus LED – light fixture for the systems S 3, S 3 cliq, S 3a, S 3a cliq, S 15 cliq, S 15a cliq, S 15b*²

Description	Module size	Dimension	Part no.	Protection class	Performance	Electrical ballast	Price/€	Del. cat.
Lifetime plus LED	625 x 625 mm	622 x 622 x 75 mm	00079546	IP 40	31 W	LED driver	On request	X
Lifetime plus LED	625 x 625 mm	622 x 622 x 75 mm	00079548	IP 54	31 W	LED driver	On request	X

Colour 4000 K, dimmable DALI

Mounting kit for:	OWA no.	Part no.	Price/€
S 15b	8067/13	00079869	33.41

*² The luminaire is not flush with the ceiling without mounting kit.

 Limited availability depending on the region. For further information, please contact our Customer Service Team: Tel: +49 9373 201-0 | info@owa.de

Lighting calculations are invoiced as a flat net rate of € 300.00.

These are average price indications. Please contact your local OWA Representative or our Export Team in order to get your personal quotation.

Fire boxes – 15 mm

Fire resistance kits for light fixtures

made of 15 mm thick MINOWA® tiles

Length (mm) Width (mm) Part no. Units/pack €/pc. Del. cat.

MINOWA® fire resistance kits for light dimension

15 mm nom., A2-s1,d0

Length (mm)	Width (mm)	Part no.	Units/pack	€/pc.	Del. cat.
600	600	00009873	4*	31.80	A
625	625	00009873	4*	31.80	A
1200	300	00009925	4*	37.10	C
1250	312.5	00009925	4*	37.10	C

* Material for 4 lights per packaging unit
Adhesive is not included in OWA fire box and must be ordered separately.

Length (mm) Width (mm) Part no. Units/pack €/m² Del. cat.

MINOWA® BSK fire resistant tile°

15 mm nom., A2-s1,d0

Length (mm)	Width (mm)	Part no.	Units/pack	€/m ²	Del. cat.
2500	1250	00082673	Loose	10.50	X

° For cutting on site

Adhesive and wire pin nail countersunk head must be ordered separately.

Small quantities of MINOWA fire resistance tiles are supplied untrimmed (i.e. oversize).

Fire boxes – 40 mm

Fire resistance kits for light fixtures

made of 40 mm thick MINOWA® tiles

Length (mm) Width (mm) Part no. Units/pack €/pc. Del. cat.

MINOWA® fire resistance kits for light dimension

40 mm nom., A2-s1,d0

Length (mm)	Width (mm)	Part no.	Units/pack	€/pc.	Del. cat.
600	600	00026998	1*	51.60	C
625	625	00026998	1*	51.60	C
1200	300	00082619	1	51.60	C
1250	312.5	00082619	1	51.60	C

* Material for 1 light per packaging unit
Adhesive is not included in OWA fire box and must be ordered separately.

Length (mm) Width (mm) Part no. Units/pack €/m² Del. cat.

MINOWA® BSK fire resistant tile°

40 mm nom., A2-s1,d0

Length (mm)	Width (mm)	Part no.	Units/pack	€/m ²	Del. cat.
2500	1250	00082674	Loose	41.05	X

° For cutting on site

Adhesive and wire pin nail countersunk head must be ordered separately.


Small quantities of MINOWA fire resistance tiles are supplied untrimmed (i.e. oversize).

For OWAacoustic ceilings as independent fire preventive units (Barriere) 40 mm thick fireboxes must be installed.

Accessories for fire boxes – 15 mm

OWAconstruct

Fire resistance kits for light fixtures made of 15 mm thick MINOWA® tiles


Description	Dimension/surface	Units/pack	€
No. 99/24 Glue for OWA fire box	Cartridge with 310 linear metres, application: 465 – 620 linear metres/m ² adhered surface; storage temperatures no less than 5° C or more than 30° C; use up quickly after opening; required amount for 15 mm fire box square and rectangular approx. 1 cartridge	12 pieces	10.17/ piece
No. 5366  Wire groove nail	Length: 50 mm thickness: 4.2 mm	16 pieces	on request

Material requirement per fire box see [brochure 9501 e](#)

Accessories for fire boxes – 40 mm

OWAconstruct

Fire resistance kits for light fixtures made of 40 mm thick MINOWA® tiles

Description	Dimension/surface	Units/pack	€
No. 99/24 Glue for OWA fire box	Cartridge with 310 linear metres, application: 465 – 620 linear metres/m ² adhered surface; storage temperatures no less than 5° C or more than 30° C; use up quickly after opening; required amount for 40 mm fire box square approx. 3 cartridges, for rectangular 4 cartridges	12 pieces	10.17/ piece
No. 5365  Wire pin nail countersunk head	Length: 80 mm thickness: 3.1 mm galvanised	50 pieces	on request

Material requirement per fire box see [brochure 9501 e](#)

Fire boxes – 21 mm

Fire resistance kits for downlights

made of 21 mm thick MINOWA® tiles

Length (mm) Width (mm) Part no. Units/pack €/pc. Del. cat.

MINOWA® fire resistance kits for recessed downlights

21 mm nom., A2-s1,d0

Length (mm)	Width (mm)	Part no.	Units/pack	€/pc.	Del. cat.
321	321	00061237	8*1	35.65	C
615	615	00062859	4*2	70.65	C

*1 Material for 8 light per packaging unit

*2 Material for 4 light per packaging unit

Adhesive is not included in OWA fire box and must be ordered separately.

Length (mm) Width (mm) Part no. Units/pack €/pc. Del. cat.

MINOWA® BSK fire resistant tile°

21 mm nom., A2-s1,d0

Length (mm)	Width (mm)	Part no.	Units/pack	€/pc.	Del. cat.
2400	1200	00082675	lose	13.75	X

° For cutting on site


Adhesive and wire pin nail countersunk head must be ordered separately.

Small quantities of MINOWA fire resistance tiles are supplied untrimmed (i.e. oversize).

Accessories for fire boxes – 21 mm

OWAconstruct

Fire resistance kits for recessed downlights made of 21 mm thick MINOWA® tiles


Description	Dimension/surface	Units/pack	€
No. 99/24 Glue for OWA fire box	Cartridge with 310 linear metres, application: 465 – 620 linear metres/m ² adhered surface; storage temperatures no less than 5° C or more than 30° C; use up quickly after opening; required amount for 21 mm fire box 615 x 615 mm approx. 1 cartridge, 321 x 321 mm approx. 200 linear metres	12 pieces	10.17/ piece
No. 5366  Wire groove nail	Length: 50 mm thickness: 4.2 mm	16 pieces	on request

Material requirement per fire box see [brochure 9501 e](#)

See page 9 for shipping costs






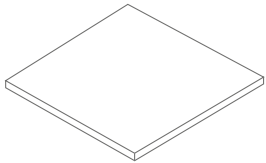
Note: Fire boxes for standard ceilings with fire protection requirements (see [brochure 9501 e](#)).

A = availability within 1 week, delivery period depending on place of delivery,
no minimum order, no installation costs
B = availability in 3 weeks, delivery period depending on place of delivery,
no minimum order, no installation costs
C = availability in 6 weeks, delivery period depending on place of delivery,
no minimum order, no installation costs
D = availability in 6 weeks, delivery period depending on place of delivery,
minimum order of 250 m², no installation costs
X = on request

 Limited availability depending on the region. For further information, please contact our Customer Service Team: Tel: +49 9373 201-0 | info@owa.de

These are average price indications. Please contact your local OWA Representative or our Export Team in order to get your personal quotation.

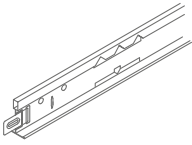
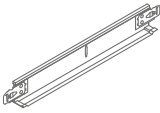
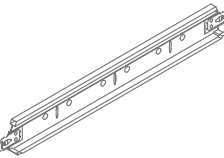
OWAconstruct OWA clear grid

Illustration	Description	Dimension/surface	Part no.	Units/pack	Price/€
	No. 8063 No. 8063/0 Plastic grid	Module: 625 x 625 mm Module: 1250 x 625 mm web dimensions (l x w x h): 15 x 15 x 8 mm shield angle: approx. 28° light opening in grid: > 80 % colour: opalwhite opal white, translucent polystyrene grid	00089943 00089944	Packet 10 pieces packet 10 pieces	20.26/piece 37.41/piece
	No. 8063/1 Parabolic mirror grid	Module: 625 x 625 mm web dimensions (l x w x h): 13 x 13 x 11 mm shield angle: approx. 45° light opening in grid: approx. 55 % colour: silver Metallic polystyrene grid with parabolically aligned web walls for minimizing glare at workplaces with monitor screens.	00001581	Packet 10 pieces	62.78/piece
	No. 8063/3 Parabolic mirror grid	Module: 625 x 625 mm web dimensions (L x B x H): 20 x 20 x 13 mm shield angle: approx. 31° light opening in grid: approx. 60 % colour: silver Metallic polystyrene grid with parabolically aligned web walls for minimizing glare at workplaces with monitor screens.	00001583	Packet 10 pieces	49.88/piece
	No. 8063/5 Parabolic mirror grid	Module: 625 x 625 mm web dimensions (L x B x H): 37 x 37 x 22 mm shield angle: approx. 37° light opening in grid: approx. 62 % colour: silver Metallic polystyrene grid with parabolically aligned web walls for minimizing glare at workplaces with monitor screens.	00001587	Packet 10 pieces	on request
	No. 8063/7 No. 8063/8 Aluminium grid	Colour: white Colour: anodised module: 625 x 625 mm web dimensions (l x w x h): 13 x 13 x 13 mm shield angle: approx. 45° light opening in grid: approx. 95 % aluminium grid designed for glare minimization	00093188 00086930	Packet 10 pieces packet 10 pieces	53.43/piece 60.85/piece
	No. 8063/9 Opal plate	Colour: opalwhite	00076866	Loose	39.61/piece
	No. 8063/10 Acrylic glass pane	colour: transparent (clear) module: 625 x 625 mm thickness: 3 mm material translucency (for opalwhite): approx. 40 %	00001592	loose	53.80/piece
	No. 5400 Satino acrylic glass pane	625 x 625 mm colour: opalwhite B1 according to DIN 4102	00067955	Loose	72.67/piece

Other dimensions on request

These are average price indications. Please contact your local OWA Representative or our Export Team in order to get your personal quotation.

OWAconstruct standard profiles

Illustration	Description	Dimension/surface	Part no.	Units/pack	Price/€
	cliq-24-MR Main tee width 24 mm	Height: 38 mm length: 3750 mm visible side: white	00066017	20 pieces	1.87/m
	cliq-24-CT Cross tee short, width 24 mm, joggled	Height: 25 mm length: 625 mm visible side: white	00061862	60 pieces	1.87/m
	cliq-24-CT Cross tee long, width 24 mm, joggled	Height: 32 mm length: 1250 mm visible side: white	00066023	60 pieces	1.87/m
	No. 45 Main tee width 24 mm	Height: 38 mm length: 3750 mm visible side: white	00066011	Packet 25 pieces	1.87/m
	No. 46 Cross tee width 24 mm, butt-jointed	Height: 32 mm length: 625 mm visible side: white	00059095	Packet 75 pieces	1.87/m
	No. 47 Cross tee width 24 mm, butt-jointed	Height: 32 mm length: 1250 mm visible side: white	00066013	Packet 50 pieces	1.87/m
	No. 50G Wall angle	Height: 24 mm width: 19 mm length: 3050 mm visible side: white	00066368	Packet 40 pieces	1.35/m

OWAconstruct coloured profiles

Gross surcharge

for colour-coated construction elements

The construction elements listed in this section can be delivered in all solid RAL colours for an extra fee.

Other colours on request.

Description	Dimension/surface	Units/pack	€
cliq-15-MR Main tee width 15 mm	Height: 38 mm lengths: 3000 mm 3125 mm		5.76/m*
cliq-15-CT Cross tee short, width 15 mm, joggled	Height: 38 mm lengths: 600 mm 625 mm		5.76/m*
cliq-15-CT Cross tee short, width 15 mm, joggled	Height: 38 mm lengths: 1200 mm 1250 mm		5.76/m*
cliq-24-MR Main tee width 24 mm	Height: 38 mm lengths: 3600 mm 3750 mm		5.76/m*
cliq-24-CT Cross tee short, width 24 mm, joggled	Height: 25 mm lengths: 600 mm 625 mm		5.76/m*
cliq-24-CT Cross tee long, width 24 mm, joggled	Height: 32 mm lengths: 1200 mm 1250 mm		5.76/m*
No. 45 Main tee	Height: 38 mm width: 24 mm lengths: 3700 mm 3750 mm		5.76/m*
No. 46 Cross tee	Height: 32 mm width: 24 mm lengths: 600 mm 625 mm		5.76/m*
No. 47 Cross tee	Height: 32 mm width: 24 mm lengths: 1200 mm 1250 mm		5.76/m*

Description	Dimension/surface	Units/pack	€
No. 50G Wall angle	Height: 24 mm width: 19 mm length: 3050 mm		5.58/m*
No. 50/15 Shadow wall angle	Height: 33 mm width: 30 mm length: 3050 mm		6.98/m*
No. 50/22 Shadow wall angle	Height: 33 mm width: 30 mm length: 3000 mm		6.98/m*
No. 54 Inner corner	For 19 mm flange side length: 55 mm visible side white	Packet 50 pieces	5.26/piece
No. 54/1 Inner corner	For 24 mm flange side length: 55 mm visible side white	Packet 50 pieces	5.26/piece
No. 54/50 Outer corner	For 19 mm flange side length: 60 mm visible side white	Packet 50 pieces	5.26/piece
No. 54/50/1 Outer corner	For 24 mm flange side length: 60 mm visible side white	Packet 50 pieces	5.26/piece
No. 57 C profile	Height: 40 mm width: 20 mm length: 3050 mm		6.98/m*
No. 57/10 C profile	Height: 32 mm width: 20/40 mm length: 3000 mm		6.98/m*
No. 51/25 Wall angle	Height: 25 mm width: 25 mm length: 3000 mm		5.58/m*
No. 56/20 Shadow wall angle	Height: 45 mm width: 40 mm length: 3000 mm		8.64/m*

* + base price

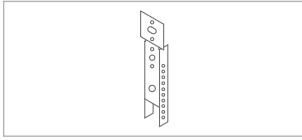
Extra charge for metallic colours (as example RAL 9006) + 10 %

Setup costs for a quantity < 200 m: 80.00 €

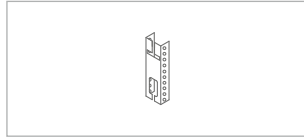
Please note: the varnish consists of a two-component varnish which may not get in contact with other colours (emulsion paint).

OWAconstruct hanger

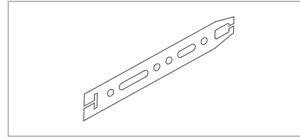
Overview



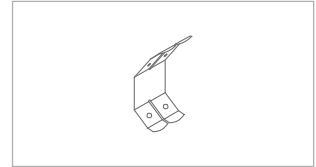
No. 09/5, no. 09/7, no. 09/11
Hanger upper element



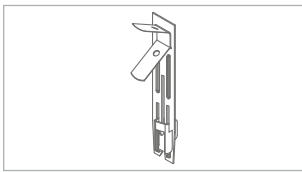
No. 09/45
Hanger lower element



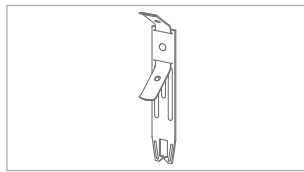
No. 11
Hanger



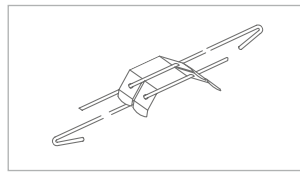
No. 12*
Hanger



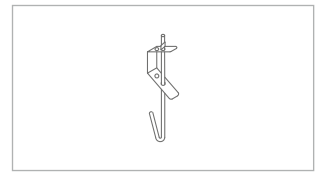
No. 12/44*
Adjustable hanger Klick



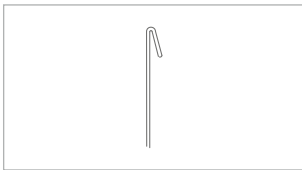
No. 12/45*
Adjustable hanger



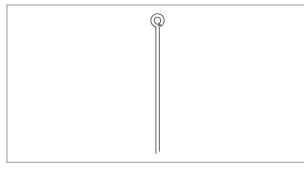
No. 12/.../1 or 2*
Adjustable hanger with double tension springs, double wire, pre-mounted



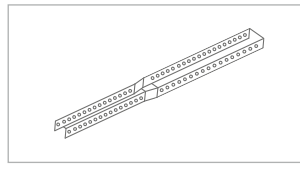
No. 12/125*, no. 12/250*
Adjustable hanger with pre-mounted wire with hook



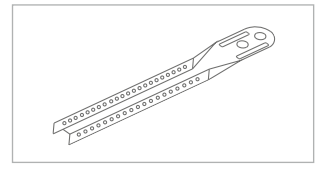
No. 14/.../1
Suspension rod



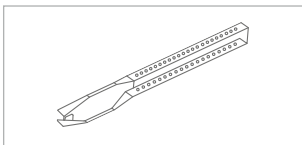
No. 14/.../2
Suspension rod



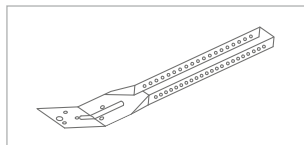
No. 16
Nonius extension



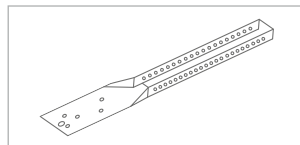
No. 16/...
Hanger extension



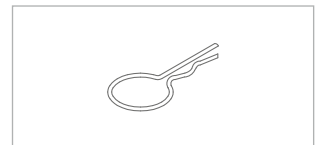
No. 17/45
Hanger



No. 17/80
Lower element for triangular reinforcement



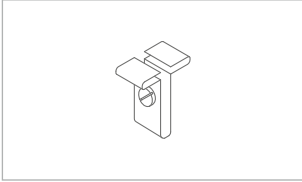
No. 17/81
Nonius hanger



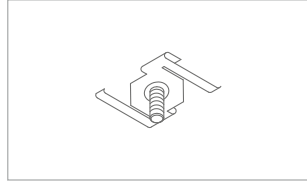
No. 76
Safety pin for nonius hanger and reinforcing elements

OWAconstruct decoration hanger

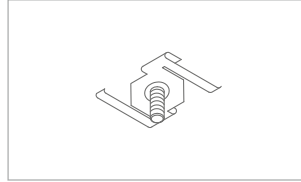
Overview



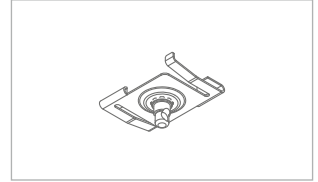
No. 94/1
Screw clamp
No. 94/2
Screw + nut



No. 95, no. 95/15
(for 15 mm tiles)
Screw clamp white



No. 95/30
(for 24 mm tiles)
Screw clamp white



No. 95/35
(for 24 mm tiles)
Screw clamp white
with eye

OWAconstruct fixing systems




Illustration	Description Product no.	Description	Part no.	Units/pack	€ 100 pieces
	Dowel KDM-C No. 97/0 🔩	Required stop drill bit: SDS 1 Permissible load kN tension zone: 0.50 Permissible load kN while subjected to fire: 0.35 Fire resistance in minutes: 90	00041451	Packet 100 pieces	on request
	Mounting tool SWM-SM No. 89/4 🔩 for dowel KDM-C		00033541	Loose	19.45/piece
	Stop drill bit SDS 1 No. 98 🔩 for dowel KDM-C		00001375	Loose	35.30/piece





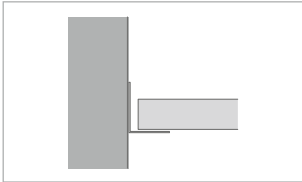
Illustration	Description Product no.	Description	Part no.	Units/pack	€ 100 pieces
	Anchoring nail 6 x 40 No. 97/21 🔩	Fixation thickness: 4.5 mm Mirror wall thickness: 80 mm Borehole diameter: 6 mm	00052882	Packet 100 pieces	29.46/ 100 pieces

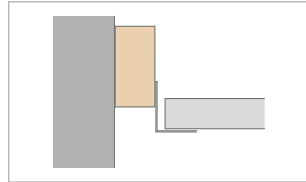
Illustration	Description Product no.	Description	Part no.	Units/pack	€ 100 pieces
	Riveting nut No. 97/30 🔩	M 6 Steel	00061831	Packet 100 pieces	30.42/ 100 pieces
	Self-tapping screw No. 97/32 🔩	M 6 x 16 mm galvanised	00065771	Packet 100 pieces	11.76/ 100 pieces
	Riveting nut installation spanner No. 89/6 🔩		00062060	Loose	545.89/piece

OWAconstruct wall perimeters

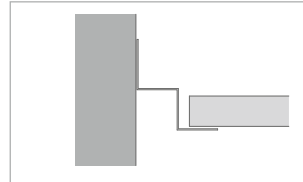
Übersicht



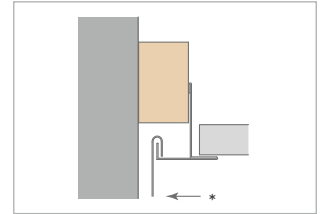
**No. 50G, No. 51/20, No. 51/25,
No. 50KB**



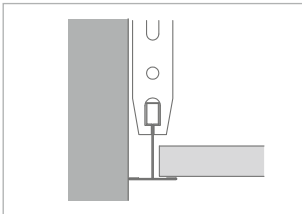
No. 50G, No. 51/20



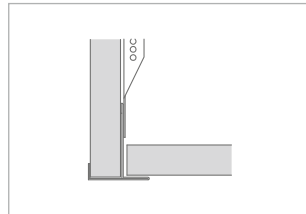
**No. 56/20, No. 56/21, No. 56/23,
No. 56/35**



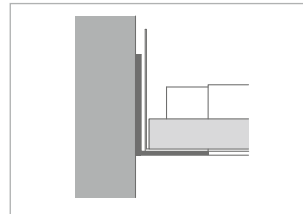
No. 8030/15
* = Fixation for decorative purposes
or similar. Point load up to
max. 0.07 kN.



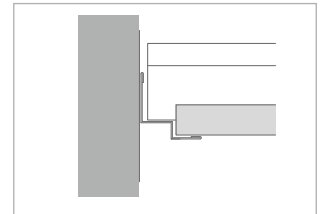
No. 45 o. cliq-24-MR
Attachment to rough ceiling
(flexible connection)



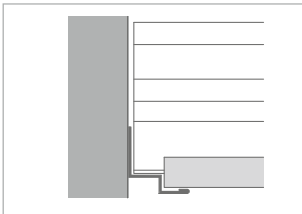
No. 8030/13, No. 8030/15
Ceiling offset or seal



No. 51/1
Bandura ceilings system S 18p/k



No. 50/14, No. 50/15
Contura ceilings
system S 3a and system S 15a cliq



No. 50/22
Free-floating ceilings, e.g., entrance
area ceilings with contoured tiles using
system S 6b

Fire protection:

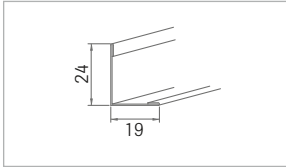
For fire rated ceilings, the wall connections are to be installed according to the corresponding test report.

Comment: Wall abutments in open rooms must be designed so that the tiles cannot be lifted by pressure or suction created by wind. The general basics of OWA installation instructions in [brochure 9801_e](#) must be observed.

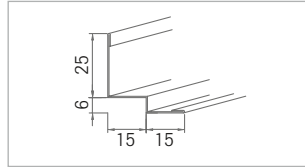
Important: the wall abutment may not be taped off when masking!

OWAconstruct wall angles

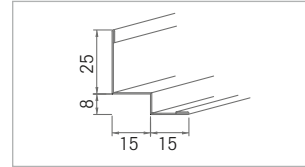
Overview



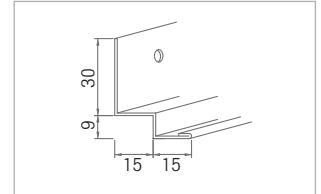
No. 50G 0.5 mm thick



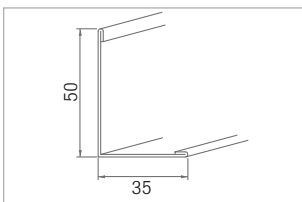
No. 50/14 0.5 mm thick



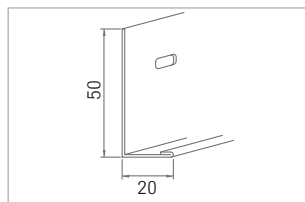
No. 50/15 0.5 mm thick



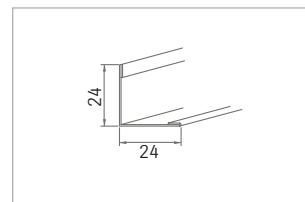
No. 50/22 1.0 mm thick, perforated



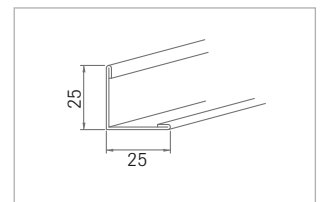
No. 51/1 1.0 mm thick



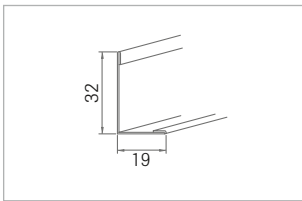
No. 51/20 1.0 mm thick



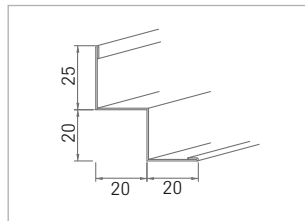
No. 51/24G 0.5 mm thick



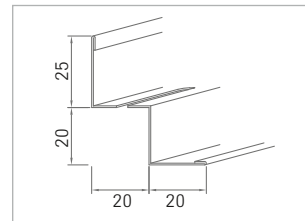
No. 51/25 1.0 mm thick



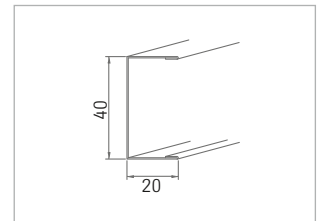
No. 51/32G 0.5 mm thick



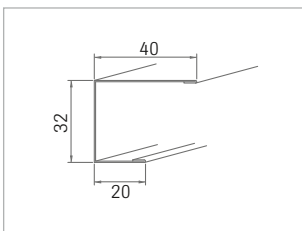
No. 56/20 0.6 mm thick
No. 56/21 1.0 mm thick
No. 56/23 1.5 mm thick



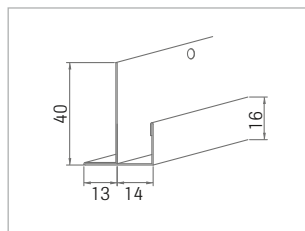
No. 56/35 0.6 mm thick
(with ventilation slits)



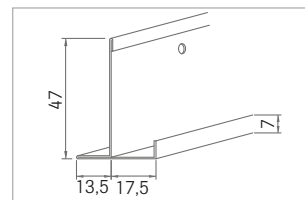
No. 57 0.5 mm thick



No. 57/10 0.6 mm thick



No. 8030/13 tile size 13
0.5 mm thick



No. 8030/15 tile size 15
0.6 mm thick



No. 8034/1 Pillar connection
semi-circle \varnothing 250 - 500 mm in
increments of 50; height: 20 mm,
width: 20 mm, thickness: 1.5 mm
Important: max. tolerance pillar
diameter \pm 3 mm; adaptation
required.

Dimension in mm
Images may vary from actual appearance.
Curved wall profiles, see page 56.

Important: the wall abutment may not be taped off when masking!

OWAconstruct flexible wall profiles

Wall trims can be created for almost any diameter with flexible wall profiles

Dimensions:

The flexible wall profiles fit standard profiles.

Colour:

The wall profiles have a white visible side and are therefore colour-matched to all OWAconstruct components. Other colours available on request.

The colour treatment depends on the radius and is applied by either wet painting or powder coating which should not be in contact with other paints (e.g. emulsion paints).


Small hanging holes in the upper part of the vertical section are necessary to secure the trim during the colour treatment. These are required for the manufacturing process and do not justify complaints.

Fire protection:

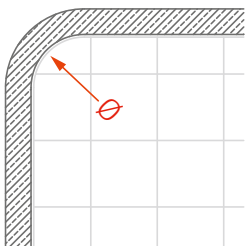
Steel flexible wall profiles can also be used with OWA ceilings with fire protection requirements. Please contact our experts if you have any queries.

Special wall profiles:

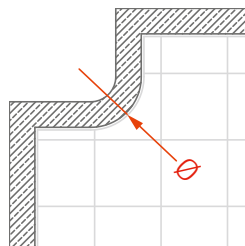
Special wall profiles, such as flexible F profiles or other profile dimensions are available on request. Please send a sketch of the dimensions required.

Illustration	Description	Dimension/surface	Part no.	Units	Price/€
	No. 8034/1 Pillar connection half ring pillar half rings bent OUTWARDS* with approx. 30 mm excess length	Height: 20 mm width: 20 mm thickness: 1.5 mm visible side: white material: aluminium			Excl. setting costs
		diameter: 250 mm 300 mm 350 mm 400 mm 450 mm 500 mm for other diameters see no. 50A	00013002 00045344 00010716 00012348 00012357 00012784	Loose Loose Loose Loose Loose Loose	26.47/piece 26.99/piece 27.72/piece 28.37/piece 28.67/piece 29.03/piece

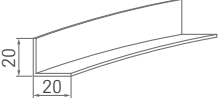
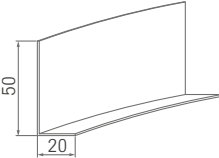
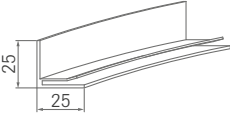
Wall profile bent inwards:



Wall profile bent outwards:



OWAconstruct flexible wall profiles

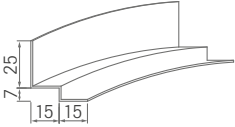
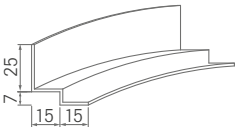
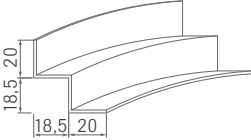
Details	Description	Price/€		
No. 50G Curved wall profile material: galvanised sheet steel dimensions: 25/20 mm thickness: 1.0 mm visible side: white 	Pillar half rings bent OUTWARDS* with approx. 30 mm excess length 2 pieces required per pillar smaller diameters available on request	Ring size	1 – 40 units	41 – 100 units
		Ø 180 – 250 mm	27.56/unit	25.75/unit
		Ø 251 – 350 mm	28.93/unit	26.99/unit
		Ø 351 – 500 mm	32.78/unit	30.44/unit
		Ø 501 – 700 mm	46.93/unit	43.98/unit
		Ø 701 – 1200 mm	67.55/unit	63.23/unit
	Large radii – only available in linear metres with approx. 30 mm excess length Ø ≥ 1500 mm	Large radii	1 – 40 linear metres	41 – 100 linear metres
		Curved outwards	41.22/linear metres	39.04/linear metres
		Curved inwards	43.71/linear metres	41.28/linear metres
	additional setup costs per bending direction 74.50 € and additional setup costs per diameter 57.11 €			
No. 50A Curved wall profile material: aluminium dimensions: 20/20 mm thickness: 1.5 mm visible side: white 	Pillar half rings bent OUTWARDS* with approx. 30 mm excess length 2 pieces required per pillar smaller diameters available on request	Ring size	1 – 40 units	41 – 100 units
		Ø 180 – 350 mm	27.07/unit	25.30/unit
		Ø 351 – 500 mm	29.68/unit	27.67/unit
		Ø 501 – 700 mm	33.63/unit	31.86/unit
		Ø 701 – 950 mm	43.45/unit	40.85/unit
		Ø 951 – 1400 mm	56.37/unit	53.17/unit
	Large radii – only available in linear metres with approx. 30 mm excess length Ø ≥ 2000 mm	Large radii	1 – 40 linear metres	41 – 100 linear metres
		Curved outwards	37.25/linear metres	35.46/linear metres
		Curved inwards	39.48/linear metres	37.47/linear metres
	additional setup costs per bending direction 74.50 € and additional setup costs per diameter 57.11 €			
No. 51/20 Curved wall profile material: galvanised sheet steel dimensions: 50/20 mm thickness: 1.0 mm visible side: white 	Pillar half rings bent OUTWARDS* with approx. 30 mm excess length 2 pieces required per pillar smaller diameters available on request	Ring size	1 – 40 units	41 – 100 units
		Ø 300 – 350 mm	36.51/unit	33.80/unit
		Ø 351 – 500 mm	41.23/unit	38.04/unit
		Ø 501 – 700 mm	57.12/unit	53.14/unit
		Ø 701 – 1200 mm	80.70/unit	75.07/unit
		Ø 1201 – 1500 mm	87.16/unit	80.88/unit
	Large radii – only available in linear metres with approx. 30 mm excess length Ø ≥ 1500 mm	Large radii	1 – 40 linear metres	41 – 100 linear metres
		Curved outwards	48.92/linear metres	45.97/linear metres
		Curved inwards	52.15/linear metres	48.87/linear metres
	additional setup costs per bending direction 74.50 € and additional setup costs per diameter 67.05 €			
No. 50F Curved wall profile for OWAtecta material: aluminium dimensions: 25/25 mm thickness: 1.5 mm visible side: white 	Pillar half rings bent OUTWARDS* with approx. 30 mm excess length 2 pieces required per pillar smaller diameters available on request	Ring size	1 – 40 units	41 – 100 units
		Ø 180 – 350 mm	34.39/unit	31.91/unit
		Ø 351 – 500 mm	37.24/unit	34.46/unit
		Ø 501 – 700 mm	49.29/unit	46.11/unit
		Ø 701 – 950 mm	54.63/unit	50.91/unit
		Ø 951 – 1400 mm	70.90/unit	66.26/unit
	Large radii – only available in linear metres with approx. 30 mm excess length Ø ≥ 2000 mm	Large radii	1 – 40 linear metres	41 – 100 linear metres
		Curved outwards	42.34/linear metres	40.05/linear metres
		Curved inwards	45.45/linear metres	42.83/linear metres
	additional setup costs per bending direction 74.50 € and additional setup costs per diameter 52.15 €			

* Pillar half rings bent INWARDS on request

Other designs: galvanised sheet steel or raw aluminium / RAL colours on request.

These are average price indications. Please contact your local OWA Representative or our Export Team in order to get your personal quotation.

OWAconstruct flexible wall profiles

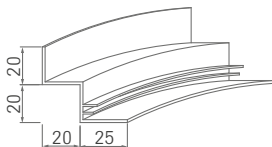
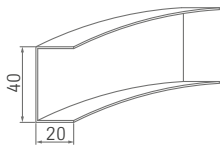
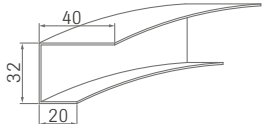
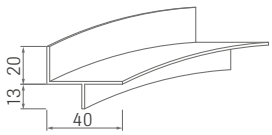
Details	Description	Price/€		
No. 50/15 Curved Contura wall profile material: galvanised sheet steel dimensions: 25/15/7/15 mm thickness: 1.0 mm visible side: white 	Pillar half rings bent OUTWARDS* with approx. 30 mm excess length 2 pieces required per pillar smaller diameters available on request	Ring size	1 – 40 units	41 – 100 units
		Ø 200 – 250 mm	40.47/unit	37.60/unit
		Ø 251 – 350 mm	45.45/unit	42.07/unit
		Ø 351 – 500 mm	50.42/unit	46.53/unit
		Ø 501 – 700 mm	69.28/unit	64.39/unit
		Ø 701 – 1200 mm	93.12/unit	86.52/unit
	Large radii – only available in linear metres with approx. 30 mm excess length Ø ≥ 1500 mm	Large radii	1 – 40 linear metres	41 – 100 linear metres
		Curved outwards	51.66/linear metres	48.42/linear metres
		Curved inwards	53.39/linear metres	49.99/linear metres
	additional setup costs per bending direction 99.33 € and additional setup costs per diameter 57.11 €			
No. 50/15A Curved Contura wall profile material: aluminium dimensions: 25/15/7/15 mm thickness: 1.5 mm visible side: white 	Pillar half rings bent OUTWARDS* with approx. 30 mm excess length 2 pieces required per pillar smaller diameters available on request	Ring size	1 – 40 units	41 – 100 units
		Ø 230 – 400 mm	44.08/unit	40.85/unit
		Ø 401 – 500 mm	46.81/unit	43.30/unit
		Ø 501 – 700 mm	58.35/unit	54.56/unit
		Ø 701 – 900 mm	63.70/unit	59.52/unit
		Ø 901 – 1400 mm	79.96/unit	74.67/unit
	Large radii – only available in linear metres with approx. 30 mm excess length Ø ≥ 2000 mm	Large radii	1 – 40 linear metres	41 – 100 linear metres
		Curved outwards	44.08/linear metres	41.62/linear metres
		Curved inwards	47.68/linear metres	44.85/linear metres
	additional setup costs per bending direction 99.33 € and additional setup costs per diameter 57.11 €			
No. 56/20 Curved stepped wall profile material: galvanised sheet steel dimensions: 19/19/19/19 mm thickness: 1.0 mm visible side: white 	Pillar half rings bent OUTWARDS* with approx. 30 mm excess length 2 pieces required per pillar smaller diameters available on request	Ring size	1 – 40 units	41 – 100 units
		Ø 200 – 250 mm	39.99/unit	37.15/unit
		Ø 251 – 350 mm	45.94/unit	42.51/unit
		Ø 351 – 500 mm	51.66/unit	47.65/unit
		Ø 501 – 700 mm	68.53/unit	63.73/unit
		Ø 701 – 1200 mm	95.36/unit	88.53/unit
	Large radii – only available in linear metres with approx. 30 mm excess length Ø ≥ 1500 mm	Large radii	1 – 40 linear metres	41 – 100 linear metres
		Curved outwards	54.38/linear metres	50.89/linear metres
		Curved inwards	57.61/linear metres	53.79/linear metres
	additional setup costs per bending direction 99.33 € and additional setup costs per diameter 74.50 €			
No. 56/20A Curved stepped wall profile material: aluminium dimensions: 20/18.5/18.5/20 mm thickness: 1.5 mm visible side: white 	Pillar half rings bent OUTWARDS* with approx. 30 mm excess length 2 pieces required per pillar smaller diameters available on request	Ring size	1 – 40 units	41 – 100 units
		Ø 230 – 400 mm	47.93/unit	44.30/unit
		Ø 401 – 500 mm	49.17/unit	45.42/unit
		Ø 501 – 700 mm	67.05/unit	62.37/unit
		Ø 701 – 900 mm	68.79/unit	63.94/unit
		Ø 901 – 1400 mm	85.43/unit	79.58/unit
	Large radii – only available in linear metres with approx. 30 mm excess length Ø ≥ 2000 mm	Large radii	1 – 40 linear metres	41 – 100 linear metres
		Curved outwards	43.45/linear metres	41.04/linear metres
		Curved inwards	49.66/linear metres	46.63/linear metres
	additional setup costs per bending direction 99.33 € and additional setup costs per diameter 57.11 €			

* Pillar half rings bent INWARDS on request

Other designs: galvanised sheet steel or raw aluminium / RAL colours on request.

These are average price indications. Please contact your local OWA Representative or our Export Team in order to get your personal quotation.

OWAconstruct flexible wall profiles

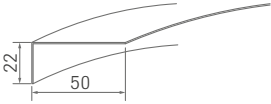
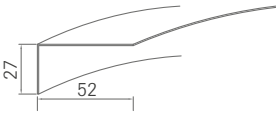
Details	Description	Price/€		
No. 56/20F Curved stepped wall profile for OWAtecta material: aluminium dimensions: 20/20/20/25 mm thickness: 1.5 mm visible side: white 	Pillar half rings bent OUTWARDS* with approx. 30 mm excess length 2 pieces required per pillar smaller diameters available on request	Ring size	1 – 40 units	41 – 100 units
		Ø 250 – 400 mm	48.17/unit	44.53/unit
		Ø 401 – 700 mm	62.82/unit	58.59/unit
		Ø 701 – 900 mm	68.29/unit	63.50/unit
		Ø 901 – 1400 mm	86.91/unit	80.93/unit
	Ø 1401 – 2000 mm	105.04/unit	97.25/unit	
	Large radii – only available in linear metres with approx. 30 mm excess length Ø ≥ 2000 mm	Large radii	1 – 40 linear metres	41 – 100 linear metres
		Curved outwards	48.55/linear metres	45.64/linear metres
		Curved inwards	52.40/linear metres	49.09/linear metres
	additional setup costs per bending direction 99.33 € and additional setup costs per diameter 62.08 €			
No. 57 Curved wall profile material: galvanised sheet steel dimensions: 20/40/20 mm thickness: 1.0 mm visible side: white 	Pillar half rings bent OUTWARDS* with approx. 30 mm excess length 2 pieces required per pillar smaller diameters available on request	Ring size	1 – 40 units	41 – 100 units
		Ø 200 – 250 mm	41.97/unit	38.94/unit
		Ø 251 – 350 mm	46.19/unit	42.74/unit
		Ø 351 – 500 mm	51.90/unit	47.87/unit
		Ø 501 – 700 mm	69.04/unit	64.17/unit
	Ø 701 – 1200 mm	97.09/unit	90.10/unit	
	Ø 1201 – 1500 mm	104.54/unit	96.80/unit	
	Large radii – only available in linear metres with approx. 30 mm excess length Ø ≥ 1500 mm	Large radii	1 – 40 linear metres	41 – 100 linear metres
		Curved outwards	55.37/linear metres	51.78/linear metres
		Curved inwards	56.87/linear metres	53.12/linear metres
additional setup costs per bending direction 99.33 € and additional setup costs per diameter 74.50 €				
No. 57/10 Curved wall profile material: galvanised sheet steel dimensions: 40/32/20 mm thickness: 1.0 mm visible side: white 	Pillar half rings bent OUTWARDS* with approx. 30 mm excess length 2 pieces required per pillar smaller diameters available on request	Ring size	1 – 40 units	41 – 100 units
		Ø 200 – 250 mm	43.70/unit	40.51/unit
		Ø 251 – 350 mm	49.42/unit	45.65/unit
		Ø 351 – 500 mm	55.63/unit	51.23/unit
		Ø 501 – 700 mm	74.74/unit	69.31/unit
	Ø 701 – 1200 mm	104.80/unit	97.03/unit	
	Ø 1201 – 1500 mm	113.73/unit	105.07/unit	
	Large radii – only available in linear metres with approx. 30 mm excess length Ø ≥ 1500 mm	Large radii	1 – 40 linear metres	41 – 100 linear metres
		Curved outwards	56.37/linear metres	52.67/linear metres
		Curved inwards	58.36/linear metres	54.46/linear metres
additional setup costs per bending direction 99.33 € and additional setup costs per diameter 84.43 €				
No. 57/11 Wall profile bent for plaster ceilings material: aluminium dimensions: 20/40/13 mm thickness: 1.5 mm Sichtseite: Alu 	Pillar half rings bent OUTWARDS* with approx. 30 mm excess length 2 pieces required per pillar smaller diameters available on request	Ring size	1 – 40 units	41 – 100 units
		Ø 300 – 400 mm	43.33/unit	40.18/unit
		Ø 401 – 500 mm	45.45/unit	42.07/unit
		Ø 501 – 900 mm	60.59/unit	56.57/unit
		Ø 901 – 1300 mm	74.75/unit	69.97/unit
	Ø 1301 – 2000 mm	95.10/unit	88.30/unit	
	Large radii – only available in linear metres with approx. 30 mm excess length Ø ≥ 2000 mm	Large radii	1 – 40 linear metres	41 – 100 linear metres
		Curved outwards	43.70/linear metres	41.28/linear metres
		Curved inwards	46.93/linear metres	47.41/linear metres
	additional setup costs per bending direction 99.33 € and additional setup costs per diameter 67.05 €			

* Pillar half rings bent INWARDS on request

Other designs: galvanised sheet steel or raw aluminium / RAL colours on request.

These are average price indications. Please contact your local OWA Representative or our Export Team in order to get your personal quotation.

OWAconstruct flexible wall profiles

Details	Description	Price/€		
No. 51/22-O Curved wall profile for RAW material: steel dimensions: 50/22 mm thickness: 2.0 mm visible side: white 	Pillar half rings bent OUTWARDS* with approx. 30 mm excess length 2 pieces required per pillar smaller diameters available on request	Ring size	1 – 40 units	41 – 100 units
		Ø 350 – 500 mm	59.85/unit	54.80/unit
		Ø 501 – 700 mm	82.44/unit	75.94/unit
		Ø 701 – 1200 mm	116.72/unit	107.47/unit
		Ø 1201 – 1500 mm	130.37/unit	119.76/unit
	Large radii – only available in linear metres with approx. 30 mm excess length Ø ≥ 1500 mm	Large radii	1 – 40 linear metres	41 – 100 linear metres
		Curved outwards	67.55/linear metres	62.73/linear metres
Curved inwards		75.49/linear metres	69.88/linear metres	
additional setup costs per bending direction 74.50 € and additional setup costs per diameter 94.36 €				
No. 51/27-O Curved wall profile for OWAplan material: steel dimensions: 27/52 mm thickness: 2.0 mm visible side: white 	Pillar half rings bent OUTWARDS* with approx. 30 mm excess length 2 pieces required per pillar smaller diameters available on request	Ring size	1 – 40 units	41 – 100 units
		Ø 400 – 500 mm	74.00/unit	68.33/unit
		Ø 501 – 700 mm	88.90/unit	81.74/unit
		Ø 701 – 1200 mm	125.65/unit	115.51/unit
		Ø 1201 – 1500 mm	138.31/unit	126.92/unit
	Large radii – only available in linear metres with approx. 30 mm excess length Ø ≥ 1500 mm	Large radii	1 – 40 linear metres	41 – 100 linear metres
		Curved outwards	73.76/linear metres	68.30/linear metres
Curved inwards		75.73/linear metres	70.10/linear metres	
additional setup costs per bending direction 74.50 € and additional setup costs per diameter 106.78 €				

* Pillar half rings bent INWARDS on request

Other designs: galvanised sheet steel or raw aluminium / RAL colours on request.

These are average price indications. Please contact your local OWA Representative or our Export Team in order to get your personal quotation.

Wall profiles bent inwards



- Order form
 Quotation



Cust. No.	Contract	Order No.

Delivery address: _____ Street: _____ Tel.: _____

Postcode: _____ Town: _____ Required delivery date: _____

Order no.: _____ Ordered on behalf of: _____ Notes: _____

Order date: _____

Curved inwards	No. 50G	Price linear m/item	No. 51/20		No. 51/22-0		No. 51/27-0		No. 50F		No. 50/15		No. 50/15A		Price linear m/item
			Steel	Alu	Steel	Alu	Steel	Alu	Steel	Alu	Steel	Alu			
Steel															
Alu															
Colour															
Units															
Linear m															
Ø in mm															
1/2 circle															
Setup costs															
% discount															

Quotation produced: yes | no Distribution: all | OWA internal

Order checked against quotation: _____ Date/signature: _____

Wall profiles bent inwards



Order form
 Quotation

Cust. No.	Contract	Order No.

Delivery address: _____ Street: _____ Tel.: _____

Postcode: _____ Town: _____ Required delivery date: _____

Order no.: _____ Notes: _____
 Ordered on behalf of: _____

Order date: _____

Curved inwards	No. 56/20	Price linear m/item	No. 56/20A	Price linear m/item	No. 56/20F	Price linear m/item	No. 57	Price linear m/item	No. 57/10	Price linear m/item	No. 57/11	Price linear m/item	Special profiles	Price linear m/item	Special profiles	Price linear m/item	
																	Steel
Steel	Steel		Alu		Alu		Steel		Steel		Alu		Steel		Alu		
Alu	-		-		-		-		-		-		-		-		
Colour																	
Units																	
Linear m																	
Ø in mm																	
1/2 circle																	
Setup costs																	
% discount																	

Quotation produced: yes | no Distribution: all | OWA internal

Order checked against quotation: _____ Date/signature: _____

Wall profiles bent outwards



- Order form
 Quotation



Cust. No.		Contract		Order No.	
Delivery address:					
Street:			Tel.:		
Postcode:			Town:		
Order no.:			Notes:		
Order date:			Ordered on behalf of:		
Required delivery date:					

Curved outwards	No. 50G	Price linear m/item	No. 50A	Price linear m/item	No. 51/20	Price linear m/item	No. 51/22-0	Price linear m/item	No. 51/27-0	Price linear m/item	No. 50F	Price linear m/item	No. 50/15	Price linear m/item	No. 50/15A	Price linear m/item	
																	Steel
Steel	Alu	Steel	Alu	Steel	Alu	Steel	Alu	Steel	Alu	Steel	Alu	Steel	Alu	Steel	Alu	Steel	Alu
Colour	Units	Linear m	Ø in mm	1/2 circle	Setup costs	% discount											

Quotation produced: yes | no

Distribution: all | OWA internal

Order checked against quotation: _____ Date/signature: _____

**Wall profiles bent
outwards**



Order form
 Quotation

Cust. No.	Contract	Order No.

Delivery address: Street: Tel.:
 Postcode: Town: Required delivery date:

Order no.: Notes:
 Ordered on behalf of:

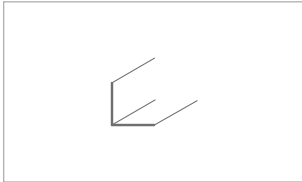
Order date:

Curved outwards	No. 56/20		No. 56/20A		No. 56/20F		No. 57		No. 57/10		No. 57/11		Special profiles		Price linear m/item		
	Steel	Alu	Steel	Alu	Steel	Alu	Steel	Alu	Steel	Alu	Steel	Alu	Steel	Alu	Price linear m/item	Price linear m/item	
Steel	Alu	Steel	Alu	Steel	Alu	Steel	Alu	Steel	Alu	Steel	Alu	Steel	Alu	Steel	Alu	Price linear m/item	
Colour	Units	Linear m	Ø in mm	1/2 circle	Setup costs	% discount											

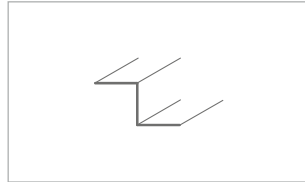
Quotation produced: yes | no
 Distribution: all | OWA internal
 Order checked against quotation: _____
 Date/signature: _____

OWAconstruct edge profiles made of galvanised steel sheet

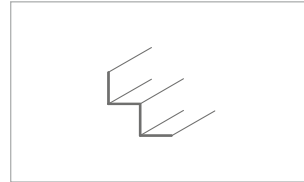
Examples



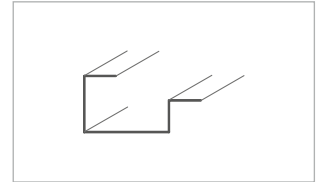
1 bending



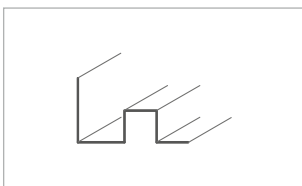
2 bendings



3 bendings



4 bendings



5 bendings

Prices for edge profiles depend on quantity, format dimensions and material thickness. Please submit your inquiry.

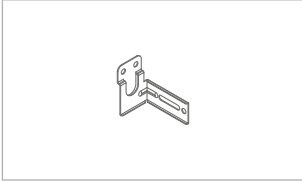
„Bendings“ refers to the number of machine strokes that are required to produce one profile.

Here are a few examples: Bending length max. 3000 mm.

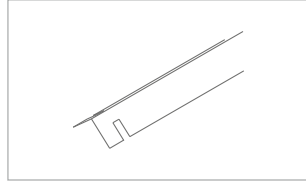
We supply all edge profiles in RAL shades on request.

OWAconstruct accessories

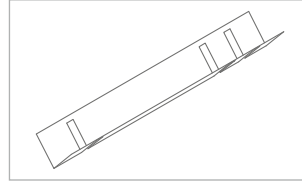
Overview



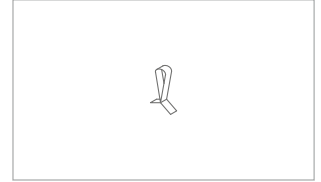
spc02
Wall bracket



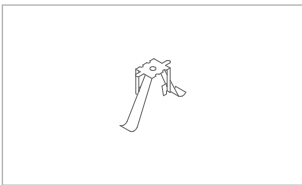
No. 43
Stabilizer bar



No. 43/1
Stabilizer bar




No. 44
Hold down clip



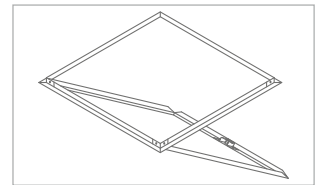
No. 819
Hold down clip



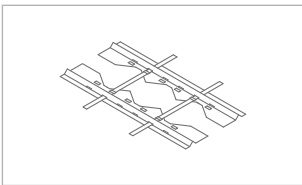
No. 91
Wood screw



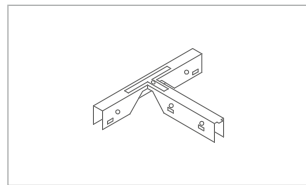
No. 8017
Connection angle



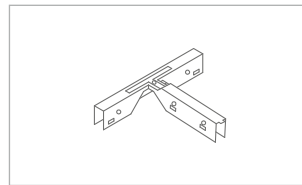
No. 8032
Inspection hatch



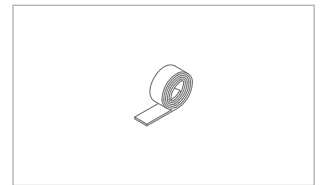
**No. 8069/1*, 8069/0*, 8069/3,
8069/2, 8069/4**
Installation frames



No. 61/1
T-Connector



No. 61/2
T-Connector



No. 8900
Compression strip

OWAconstruct installation tools

Illustration	Description	Part no.	Product no.	Price/€
	<p>Contura plane </p> <p>for re-forming the Contura reveal edge on tiles.</p> <p>Contura plane for K 6 Contura plane for K 7 Contura plane for K 15 Contura plane for 15-mm-tiles K 15b</p>	00081756 00080540 00080541 00067325	99/11/6 99/11/7 99/11/15 99/11/23	78.53/piece 78.53/piece 78.53/piece 78.53/piece
	<p>Replacement blade for Contura plane </p> <p>units per pack: 10 pieces</p>	00001808	1808	17.74/packet
	<p>Edge 1 tool </p> <p>for re-forming the kerf and rebate on standard concealed tiles (Edge 1)</p>	00084682	99/07	59.82/piece
	<p>OWA-gloves (white)</p> <p>units per pack: 12 pairs</p>	00084338	99/20	2.11/Paar
	<p>OWA repair kit</p> <p>normal (suitable for all patterns except Cosmos) Cosmos (suitable for Cosmos) weight: approx. 135 g/container</p>	00001668 00045414	99723 99724	8.43/piece 8.43/piece
	<p>OWA profile paint </p> <p>colour: white quantity: 200 linear metres weight: 240 g/container to repair small scratches, cut edges, etc.</p>	00020448	99/18	25.21/piece
	<p>Adhesive for OWA fire box</p> <p>310 linear metres tube Do not store adhesive surface below 5 °C or above 30 °C, use quickly after opening.</p>	00056803	99/24	10.17/piece
	<p>OWAconstruct fire resistance kit</p> <p>310 linear metres tube</p>	00088171	99/28	43.60/piece

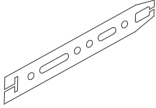






OWAconstruct index

Illustration	Description	Dimension/surface	Part no.	Units/pack	Price/€
	cliq-15-MR Main tee width 15 mm	Height: 38 mm lengths: 3000 mm 3125 mm visible side white	00068517 00068514	20 pieces 20 pieces	1.97/m 1.97/m
	cliq-15-CT Cross tee short width 15 mm, joggled	Height: 38 mm lengths: 600 mm 625 mm visible side white	00068518 00068515	60 pieces 60 pieces	1.97/m 1.97/m
	cliq-15-CT Cross tee long width 15 mm, joggled	Height: 38 mm lengths: 1200 mm 1250 mm visible side white	00070248 00070498	60 pieces 60 pieces	1.97/m 1.97/m
	cliq-15-CT Cross tee short width 15 mm, joggled	Height: 38 mm lengths: 300 mm 312.5 mm 400 mm visible side white	00069315 00069316 00069317	60 pieces 60 pieces 60 pieces	2.14/piece 2.06/piece 2.16/piece
	cliq-24-MR Main tee width 24 mm	Height: 38 mm visible side white lengths: 3600 mm 3750 mm visible side white aluminium (similar RAL 9006) lengths: 3600 mm 3750 mm visible side black (similar RAL 9005) lengths: 3600 mm 3750 mm visible side Sinfonia grey (similar RAL 7004) lengths: 3600 mm 3750 mm	00066020 00066017 00091272 00068888 00079663 00068891 00071607 00071431	20 pieces 20 pieces 20 pieces 20 pieces 20 pieces 20 pieces 20 pieces 20 pieces	1.87/m 1.87/m 2.73/m 2.73/m 2.73/m 2.73/m 6.19/m 6.19/m
	cliq-24-CT Cross tee short, width 24 mm, joggled	Height: 25 mm visible side white lengths: 600 mm 625 mm visible side white aluminium (similar RAL 9006) lengths: 600 mm 625 mm visible side black (similar RAL 9005) lengths: 600 mm 625 mm visible side Sinfonia grey (similar RAL 7004) lengths: 600 mm 625 mm	00061863 00061862 00091273 00068889 00079665 00068892 00071609 00071432	60 pieces 60 pieces 60 pieces 60 pieces 60 pieces 60 pieces 60 pieces 60 pieces	1.87/m 1.87/m 2.73/m 2.73/m 2.73/m 2.73/m 6.19/m 6.19/m
	cliq-24-CT Cross tee long, width 24 mm, joggled	Height: 32 mm visible side white lengths: 1200 mm 1250 mm visible side white aluminium (similar RAL 9006) lengths: 1200 mm 1250 mm visible side black (similar RAL 9005) lengths: 1200 mm 1250 mm visible side Sinfonia grey (similar RAL 7004) lengths: 1200 mm 1250 mm	00066022 00066023 00085929 00068890 00079667 00068893 00071608 00071433	60 pieces 60 pieces 60 pieces 60 pieces 60 pieces 60 pieces 60 pieces 60 pieces	1.87/m 1.87/m 2.73/m 2.73/m 2.73/m 2.73/m 6.19/m 6.19/m

OWAconstruct index

Illustration	Description	Dimension/surface	Part no.	Units/pack	Price/€
	cliq-24-CT Cross tee short, width 24 mm, joggled	Height: 25 mm lengths: 300 mm 312.5 mm 400 mm visible side white	00066207 00066209 00069318	60 pieces 60 pieces 60 pieces	1.98/piece 1.93/piece 1.97/piece
	Lifetime LED  Integrated lighting for systems S 3, S 3 cliq, S 3a, S 3a cliq, S 15 cliq, S 15a cliq, S 15b	Module size 600 x 600 mm module size 625 x 625 mm module size 1200 x 300 mm module size 1250 x 312.5 mm	00075122 00074741 00075161 00076277	Loose Loose Loose Loose	364.12/piece 313.90/piece 504.69/piece 484.67/piece
	Lifetime plus LED (microprism)  Integrated lighting for systems S 3, S 3 cliq, S 3a, S 3a cliq, S 15 cliq, S 15a cliq, S 15b	Module size 625 x 625 mm – IP 40 Module size 625 x 625 mm – IP 54	00079546 00079548	Loose Loose	on request on request
	Lifetime plus LED (satin finish)  Integrated lighting for systems S 3, S 3 cliq, S 3a, S 3a cliq, S 15 cliq, S 15a cliq, S 15b	Module size 625 x 625 mm – IP 40 Module size 625 x 625 mm – IP 54	00079405 00079550	Loose Loose	346.77/piece 389.42/piece
	Standard LED  Integrated lighting for systems S 3, S 3 cliq, S 3a, S 3a cliq, S 15 cliq, S 15a cliq, S 15b	Module size 625 x 625 mm	00074740	Loose	238.36/piece
	sjc01 Length adjustment for system S 3 cliq seismic resistant Required for rooms >93 m ²	Suitable for main tee cliq-24-MR and cliq-24 CT long consisting of: 2 pcs. retaining plates 1 pce. retainer	00080206	Loose	5.45/piece
	sjc02 Length adjustment for system S 3 cliq seismic resistant Required for rooms >93 m ²	Suitable for cross tee cliq-24-CT short consisting of: 2 pcs. retaining plates 1 pce. retainer	00080207	Loose	5.45/piece
	spc02 Wall bracket for the on-site, non-positive connection of main and secondary profiles or reinforcement splines on wall or stepped wall profiles	Galvanised	00085123	Packet 100 pieces	0.85/piece
	No. 09/... Hanger-upper element	galvanised maximum load: 0.25 kN Suspension depths with lower element No. 09/45			
	No. 09/5 L= 50 mm	80 – 115 mm	00001501	Packet 100 pieces	0.34/piece
	No. 09/7 L= 70 mm	100 – 135 mm	00001502	Packet 100 pieces	0.47/piece
	No. 09/11 L=100 mm	130 – 165 mm	00001503	Packet 100 pieces	0.50/piece
	No. 09/45 Hanger-lower element for cliq-MR and no. 45	Length: 50 mm galvanised maximum load: 0.25 kN	00001500	Packet 100 pieces	0.33/piece
	No. 09/45KB Hanger-lower element for no. 45KB	Length: 50 mm galvanised/black maximum load: 0.25 kN corrosion-resistant (KB)	00052859	Packet 50 pieces	2.90/piece

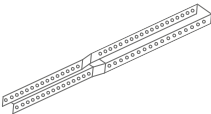
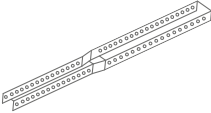
OWAconstruct index

Illustration	Description	Dimension/surface	Part no.	Units/pack	Price/€
	No. 11 Hanger for cliq-MR and no. 45	Length: 160 mm width: 25 mm galvanised maximum load: 0.15 kN	00045720	Packet 250 pieces	0.63/piece
	No. 12 * Hanger for no. 14.../...	Spring steel maximum load: 0.25 kN	00083127	Packet 100 pieces	0.26/piece
	No. 12/44 * Adjustable hanger klick for cliq-MR and no. 45	Length: 110 mm width: 20 mm galvanised maximum load: 0.25 kN incl. protective cover, observe installation instructions!	00073191	Packet 100 pieces	0.41/piece
	No. 12/45 * Adjustable hanger for cliq-MR and no. 45	Length: 110 mm width: 20 mm galvanised maximum load: 0.25 kN	00081638	Packet 100 pieces	0.41/piece
	No. 12/.../1 * Adjustable hanger with double tension springs double-wire, pre-mounted Hook/hook	Diameter: 4 mm maximum load: 0.25 kN Ranges of extension:			
	No. 12/30/1	270 mm	00076046	Packet 100 pieces	0.35/piece
	No. 12/60/1	570 mm	00076047	Packet 100 pieces	0.46/piece
	No. 12/100/1	970 mm	00076048	Packet 100 pieces	0.60/piece
	No. 12/125/1	1220 mm	00076049	Packet 100 pieces	0.77/piece
	No. 12/150/1	1470 mm	00076050	Packet 100 pieces	0.87/piece
	No. 12/175/1	1720 mm	00076051	Packet 100 pieces	0.99/piece
	No. 12/.../2 * Adjustable hanger with double tension springs double wire, pre-mounted Eye/hook	Diameter: 4 mm maximum load: 0.25 kN Ranges of extension:			
	No. 12/30/2	270 mm	00075052	Packet 100 pieces	0.35/piece
	No. 12/60/2	570 mm	00075698	Packet 100 pieces	0.46/piece
	No. 12/100/2	970 mm	00075053	Packet 100 pieces	0.60/piece
	No. 12/125/2	1220 mm	00076042	Packet 100 pieces	0.77/piece
	No. 12/150/2	1470 mm	00076043	Packet 100 pieces	0.87/piece
	No. 12/175/2	1720 mm	00076044	Packet 100 pieces	0.99/piece
	No. 12/... Adjustable hanger with pre-mounted wire with hook for cliq-MR and no. 45	Diameter: 4 mm maximum load: 0.25 kN Wire length:			
	No. 12/125 *	125 mm	00076749	Packet 100 pieces	0.43/piece
	No. 12/250 *	250 mm	00076750	Packet 100 pieces	0.44/piece

* **Important:** a wire overhang of at least 15 mm must be maintained

These are average price indications. Please contact your local OWA Representative or our Export Team in order to get your personal quotation.

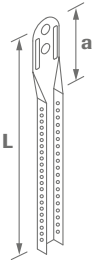
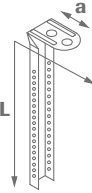
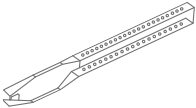
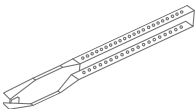
OWAconstruct index

Illustration	Description	Dimension/surface	Part no.	Units/pack	Price/€
	No. 14/.../1 * Suspension rod for no. 12, 12/10, 12/44, 12/45, 12/125 and 12/250	Galvanised diameter: 4 mm Lengths:			
	No. 14/12/1	125 mm	00089162	Packet 100 pieces	0.08/piece
	No. 14/25/1	250 mm	00089156	Packet 100 pieces	0.11/piece
	No. 14/37/1	375 mm	00083133	Packet 100 pieces	0.15/piece
	No. 14/50/1	500 mm	00083134	Packet 100 pieces	0.19/piece
	No. 14/75/1	750 mm	00089157	Packet 100 pieces	0.27/piece
	No. 14/100/1	1000 mm	00085446	Packet 100 pieces	0.35/piece
	No. 14/125/1	1250 mm	00076154	Packet 100 pieces	0.42/piece
	No. 14/150/1	1500 mm	00087912	Packet 100 pieces	0.51/piece
	No. 14/175/1	1750 mm	00089158	Packet 100 pieces	0.60/piece
	No. 14/200/1	2000 mm	00089159	Packet 100 pieces	0.67/piece
No. 14/250/1	2500 mm	00089160	Packet 100 pieces	0.93/piece	
No. 14/300/1	3000 mm	00089161	Packet 100 pieces	1.05/piece	
	No. 14/.../2 * Suspension rod for no. 12, 12/10, 12/44, 12/45, 12/125 and 12/250	Galvanised diameter: 4 mm Lengths:			
	No. 14/12/2	125 mm	00089163	Packet 100 pieces	0.08/piece
	No. 14/25/2	250 mm	00076266	Packet 100 pieces	0.11/piece
	No. 14/37/2	375 mm	00083130	Packet 100 pieces	0.15/piece
	No. 14/50/2	500 mm	00083129	Packet 100 pieces	0.19/piece
	No. 14/75/2	750 mm	00076723	Packet 100 pieces	0.27/piece
	No. 14/100/2	1000 mm	00075805	Packet 100 pieces	0.35/piece
	No. 14/125/2	1250 mm	00076267	Packet 100 pieces	0.42/piece
	No. 14/150/2	1500 mm	00083131	Packet 100 pieces	0.51/piece
	No. 14/175/2	1750 mm	00083132	Packet 100 pieces	0.60/piece
	No. 14/200/2	2000 mm	00080808	Packet 100 pieces	0.67/piece
No. 14/250/2	2500 mm	00076155	Packet 100 pieces	0.93/piece	
No. 14/300/2	3000 mm	00077004	Packet 100 pieces	1.05/piece	
	No. 16 Nonius extension, intermediate element	Length: 200 mm galvanised maximum load: 0.25 kN extension max. 160 mm	00001051	Packet 100 pieces	0.83/piece
	No. 16KB Nonius extension, intermediate element	Length: 200 mm galvanised/black maximum load: 0.25 kN corrosion-resistant (KB) extension max. 160 mm	00053411	Packet 50 pieces	3.41/piece

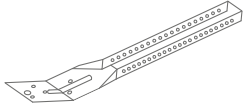
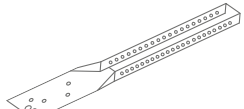
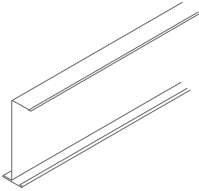
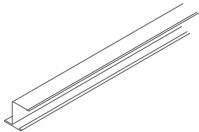
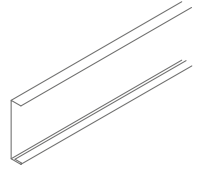
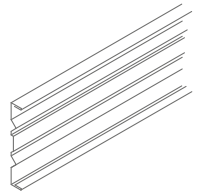
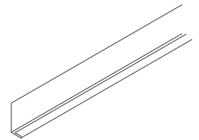
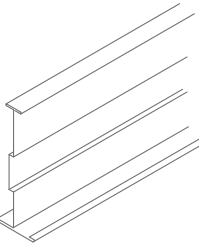
* **Important:** a wire overhang of at least 15 mm must be maintained

These are average price indications. Please contact your local OWA Representative or our Export Team in order to get your personal quotation.



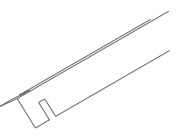
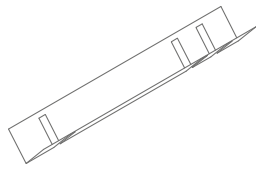

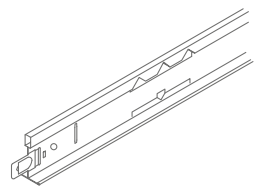
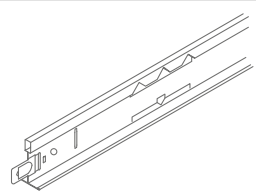
OWAconstruct index

Illustration	Description	Dimension/surface	Part no.	Units/pack	Price/€
	No. 16/... Hanger extension (nonius) for no. 17/..., 79/... and 09/45	Galvanised also available in longer lengths on request to no. 16/100punched throughout from no. 16/110504 mm perforated a approx. 36 mm L approx.:			
	No. 16/15	123 mm	00001052	Packet 100 pieces	0.14/piece
	No. 16/20	171 mm	00001053	Packet 100 pieces	0.17/piece
	No. 16/30	273 mm	00001054	Packet 100 pieces	0.22/piece
	No. 16/40	376 mm	00001055	Packet 100 pieces	0.29/piece
	No. 16/50	476 mm	00001056	Packet 100 pieces	0.36/piece
	No. 16/60	576 mm	00001057	Packet 100 pieces	0.44/piece
	No. 16/70	676 mm	00001058	Packet 100 pieces	0.54/piece
	No. 16/80	776 mm	00001059	Packet 100 pieces	0.63/piece
	No. 16/90	876 mm	00001060	Packet 100 pieces	0.67/piece
	No. 16/100	976 mm	00001061	Packet 100 pieces	0.74/piece
	No. 16/110	1076 mm	00001062	Packet 25 pieces	0.89/piece
	No. 16/120	1176 mm	00001063	Packet 25 pieces	1.00/piece
	No. 16/130	1276 mm	00001064	Packet 25 pieces	1.05/piece
	No. 16/140	1376 mm	00001065	Packet 25 pieces	1.15/piece
	No. 16/150	1476 mm	00001066	Packet 25 pieces	1.23/piece
	No. 16/160	1576 mm	00001067	Packet 25 pieces	1.33/piece
No. 16/170	1676 mm	00001068	Packet 25 pieces	1.40/piece	
No. 16/180	1776 mm	00001069	Packet 25 pieces	1.48/piece	
No. 16/190	1876 mm	00001070	Packet 25 pieces	1.56/piece	
No. 16/200	1976 mm	00001071	Packet 25 pieces	1.70/piece	
	No. 16/...KB Hanger extension (nonius) for no. 09/45KB and 17/45KB	Galvanised/black also available in longer lengths on request corrosion-resistant (KB) to no. 16/100punched throughout from no. 16/110504 mm perforated a approx. 36 mm L approx.:			
	No. 16/15KB	123 mm	00053436	Packet 50 pieces	3.42/piece
	No. 16/20KB	171 mm	00052860	Packet 50 pieces	3.80/piece
	No. 16/30KB	273 mm	00053438	Packet 50 pieces	4.33/piece
	No. 16/40KB	376 mm	00053097	Packet 50 pieces	4.94/piece
	No. 16/50KB	476 mm	00053439	Packet 50 pieces	5.50/piece
	No. 16/60KB	576 mm	00053440	Packet 50 pieces	6.10/piece
	No. 16/70KB	676 mm	00053200	Packet 50 pieces	6.66/piece
	No. 16/80KB	776 mm	00053441	Packet 50 pieces	7.30/piece
	No. 16/90KB	876 mm	00047135	Packet 50 pieces	7.95/piece
	No. 16/100KB	976 mm	00053442	Packet 50 pieces	8.56/piece
	No. 16/110KB	1076 mm	00053202	Packet 25 pieces	9.16/piece
	No. 16/120KB	1176 mm	00053443	Packet 25 pieces	9.94/piece
	No. 16/130KB	1276 mm	00053204	Packet 25 pieces	10.97/piece
	No. 16/140KB	1376 mm	00053463	Packet 25 pieces	11.61/piece
	No. 16/150KB	1476 mm	00053464	Packet 25 pieces	12.47/piece
	No. 16/160KB	1576 mm	00053465	Packet 25 pieces	13.25/piece
No. 16/170KB	1676 mm	00053466	Packet 25 pieces	14.02/piece	
No. 16/180KB	1776 mm	00053467	Packet 25 pieces	14.83/piece	
No. 16/190KB	1876 mm	00053468	Packet 25 pieces	15.57/piece	
No. 16/200KB	1976 mm	00053469	Packet 25 pieces	16.30/piece	
	No. 17/45 Hanger for cliq-MR, no. 45 and no. 8550G	Length: 178 mm galvanised maximum load: 0.40 kN	00062084	Packet 100 pieces	0.73/piece
	No. 17/45KB Hanger for no. 45KB	Length: 190 mm galvanised/black maximum load: 0.40 kN corrosion-resistant (KB)	00047134	Packet 50 pieces	3.19/piece

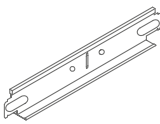
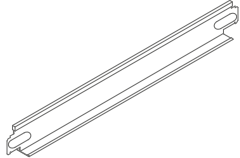
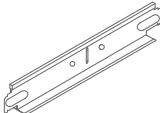
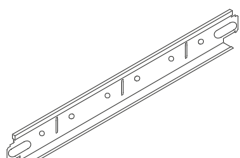
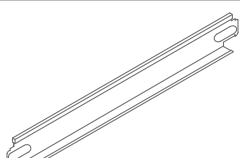
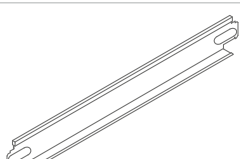
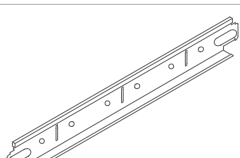
OWAconstruct index

Illustration	Description	Dimension/surface	Part no.	Units/pack	Price/€
	No. 17/80 Lower element for triangular reinforcement	Length: 190 mm galvanised	00001074	Packet 100 pieces	0.50/piece
	No. 17/81 Nonius hanger	Length: 190 mm galvanised	00001075	Packet 100 pieces	0.65/piece
	No. 19 Z profile	Height: 70 mm flange width: 19 mm thickness: 0.5 mm lengths: 2000 mm 2500 mm galvanised	00001081 00001082	Abutment 25 pieces 25 pieces	3.78/m 3.78/m
	No. 19/10 Z profile	Height: 70 mm flange width: 19 mm thickness: 0.6 mm lengths: 2000 mm 2500 mm galvanised	00001088 00001086	Abutment 10 pieces 10 pieces	on request 4.27/m
	No. 20 Z profile	Height: 21 mm flange width: 19 mm thickness: 0.5 mm lengths: 3000 mm galvanised	00036196	Abutment 25 pieces	1.90/m
	No. 36 C profile	Height: 50 mm width: 10 mm thickness: 0.6 mm lengths: 1800 mm 2000 mm 2500 mm galvanised	00010464 00001117 00001118	Abutment 20 pieces 20 pieces 20 pieces	2.26/m 2.26/m 2.26/m
	No. 36/70 C profile	Height: 70 mm width: 10 mm thickness: 0.6 mm lengths: 2000 mm 2500 mm galvanised	00001525 00001661	Abutment 20 pieces 20 pieces	2.79/m 2.79/m
	No. 37 L profile	Height: 25 mm width: 10 mm thickness: 0.6 mm lengths: 1250 mm 1500 mm galvanised	00001119 00011382	Abutment 50 pieces 50 pieces	1.58/m 1.58/m
	No. 40 Main tee width 24 mm	Height: 70 mm thickness: 0.6 mm lengths: 1800 mm 2000 mm 2500 mm visible side white	00001123 00001124 00001126	Packet 20 pieces packet 20 pieces packet 20 pieces	5.88/m 5.88/m 5.88/m

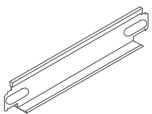

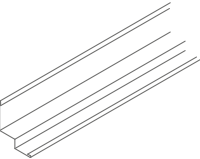
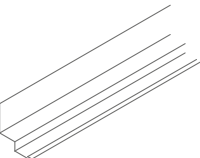
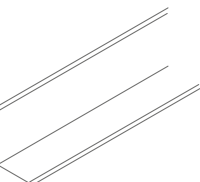
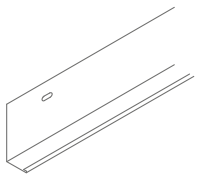
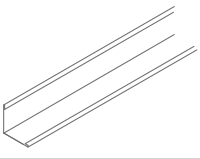
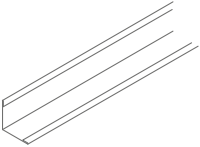
OWAconstruct index

Illustration	Description	Dimension/surface			Part no.	Units/pack	Price/€
		Height	Visible width (a)	Colour			
	No. 42/... Contura block						
	No. 42/7	6 mm	24 mm	white	00043209	Packet 100 pieces	0.34/piece
	No. 42/15	8 mm	15 mm	white	00050462	Packet 100 pieces	0.34/piece
	No. 42/17	6 mm	15 mm	white	00043194	Packet 100 pieces	0.33/piece
	No. 42/24	8 mm	24 mm	white	00050460	Packet 100 pieces	0.34/piece
	No. 42/100	8 mm	100 mm	white	00057388	Packet 250 pieces	0.69/piece
	No. 42/125	8 mm	125 mm	white	00057389	Packet 250 pieces	1.45/piece
	No. 42/15K8 Contura block for system S 15a cliq, edge 15g	Height	Visible width (a)	Colour	00066079	packet 100 pieces	0.33/piece
		8 mm	15 mm	white			
	No. 43 Stabilizer bar	galvanised					
		For module	Length				
		600 mm	625.5 mm		00055418	Packet 50 pieces	4.34/m
		625 mm	650.5 mm		00055419	Packet 50 pieces	4.34/m
		1200 mm	1225.5 mm		00056382	Packet 50 pieces	4.34/m
		1250 mm	1275.5 mm		00055420	Packet 50 pieces	4.34/m
	No. 43/1 Stabilizer bar	galvanised					
		For module	Length				
		600/625 mm	655.5 mm		00057339	Packet 50 pieces	3.70/piece
	No. 44 Hold down clip	Height:	30 mm		00070393	Packet 500 pieces	0.28/piece
	No. 45 Main tee width 24 mm	Height:	38 mm				
		visible side white					
		lengths:	3700 mm		00066014	Packet 25 pieces	1.87/m
			3750 mm		00066011	packet 25 pieces	1.87/m
		visible side white aluminium (similar RAL 9006)					
		lengths:	3700 mm		00067559	packet 25 pieces	2.73/m
			3750 mm		00069278	packet 25 pieces	2.73/m
visible side black (similar RAL 9005)							
lengths:	3700 mm		00067838	Packet 25 pieces	2.73/m		
	3750 mm		00067834	packet 25 pieces	2.73/m		
visible side Sinfonia grey (similar RAL 7004)							
lengths:	3700 mm		00071610	packet 25 pieces	6.19/m		
	3750 mm		00070967	packet 25 pieces	6.19/m		
		other colours on request					
	No. 45KB Main tee width 24 mm	Height:	38 mm				
		lengths:	3600 mm				
			3750 mm				
		visible side white					
		corrosion-resistant					
					00070723	Packet 25 pieces	7.05/m
					00070722	packet 25 pieces	7.05/m





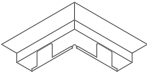
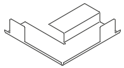
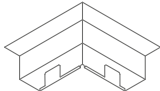
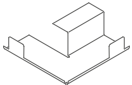
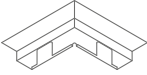
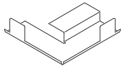
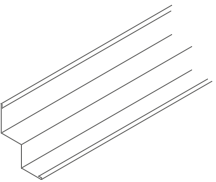
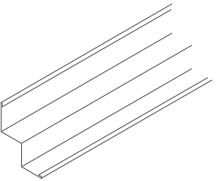
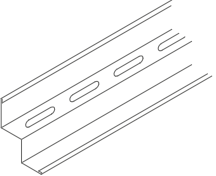
OWAconstruct index

Illustration	Description	Dimension/surface	Part no.	Units/pack	Price/€
	No. 46 Cross tee width 24 mm, butt-jointed	Height: 32 mm			
		visible side white lengths: 600 mm 625 mm	00059103 00059095	Packet 75 pieces packet 75 pieces	1.87/m 1.87/m
		visible side white aluminium (similar RAL 9006) lengths: 600 mm 625 mm	00067562 00070129	packet 75 pieces packet 75 pieces	2.73/m 2.73/m
		visible side black (similar RAL 9005) lengths: 600 mm 625 mm	00067839 00067835	Packet 75 pieces packet 75 pieces	2.73/m 2.73/m
		visible side Sinfonia grey (similar RAL 7004) lengths: 600 mm 625 mm	00071611 00070968	packet 75 pieces packet 75 pieces	6.19/m 6.19/m
	other colours on request				
	No. 46G/38 Cross tee width 24 mm	Height: 38 mm lengths: 600 mm 625 mm	00059866 00046521	Packet 75 pieces packet 75 pieces	2.57/m 2.57/m
	No. 46KB Cross tee width 24 mm, butt-jointed	Height: 32 mm lengths: 600 mm 625 mm	00070724 00070720	Packet 75 pieces packet 75 pieces	7.05/m 7.05/m
	No. 47 Cross tee width 24 mm, butt-jointed	Height: 32 mm			
		visible side white lengths: 1200 mm 1250 mm	00066016 00066013	Packet 50 pieces packet 50 pieces	1.87/m 1.87/m
		visible side white aluminium (similar RAL 9006) lengths: 1200 mm 1250 mm	00067563 00070130	packet 50 pieces packet 50 pieces	2.73/m 2.73/m
		visible side black (similar RAL 9005) lengths: 1200 mm 1250 mm	00067840 00067836	Packet 50 pieces packet 50 pieces	2.73/m 2.73/m
		visible side Sinfonia grey (similar RAL 7004) lengths: 1200 mm 1250 mm	00071613 00070969	packet 50 pieces packet 50 pieces	6.19/m 6.19/m
	other colours on request				
	No. 47G/38 Cross tee width 24 mm	Height: 38 mm lengths: 1200 mm 1250 mm	00062036 00046520	packet 50 pieces packet 50 pieces	2.57/m 2.57/m
	No. 47G/38/4S Cross tee without module stamp for slit bandraster profiles, butt-jointed	Height: 38 mm width: 24 mm thickness: 0.4 mm		Dependent on length of packaging	on request
		lengths: variable to max. 2500 mm visible side white max. range of extension: see leaflet 18d			
	No. 47KB Cross tee width 24 mm, butt-jointed	Height: 32 mm lengths: 1200 mm 1250 mm	00070725 00070721	Packet 50 pieces packet 50 pieces	7.05/m 7.05/m
		visible side white corrosion-resistant			

OWAconstruct index

Illustration	Description	Dimension/surface	Part no.	Units/pack	Price/€
	No. 48 Cross tee width 24 mm, butt-jointed	Height: 32 mm lengths: 185 mm 300 mm 312.5 mm 400 mm visible side white other colours or lengths on request	00063961 00067732 00065824 00063960	Packet 150 pieces packet 75 pieces packet 75 pieces packet 75 pieces	1.05/piece 2.68/piece 2.61/piece 2.23/piece
	No. 50G Wall angle	Height: 24 mm width: 19 mm thickness: 0.5 mm length: 3050 mm visible side white visible side whitealuminum (similar RAL 9006) visible side Sinfonia grey (similar RAL 7004) other colours on request	00066368 00059392 00070970	Packet 40 pieces packet 40 pieces packet 40 pieces	1.35/m 2.18/m 6.00/m
	No. 50KB Wall angle	Height: 24 mm width: 24 mm thickness: 0.5 mm length: 3050 mm visible side white corrosion-resistant	00070726	Packet 40 pieces	5.30/m
	No. 50/14 Shadow wall angle	Height: 31 mm total width: 30 mm visible width: 15 mm thickness: 0.5 mm length: 3050 mm visible side white	00042886	Packet 35 pieces	3.93/m
	No. 50/15 Shadow wall angle	Height: 33 mm total width: 30 mm visible width: 15 mm thickness: 0.5 mm length: 3050 mm visible side white	00017825	Packet 35 pieces	3.93/m
	No. 50/22 Shadow wall angle	Height: 39 mm total width: 30 mm visible width: 15 mm thickness: 1.0 mm length: 3000 mm visible side white	00036198	Packet 15 pieces	8.04/m
	No. 51/1 Wall angle	Height: 50 mm width: 35 mm thickness: 1.0 mm length: 3750 mm visible side white	00001254	Packet 10 pieces	8.28/m
	No. 51/20 Wall angle	Height: 50 mm width: 20 mm thickness: 1.0 mm length: 3000 mm visible side white	00001255	Packet 10 pieces	6.33/m
	No. 51/24G Wall angle	Height: 24 mm width: 24 mm thickness: 0.5 mm length: 3000 mm visible side white visible side black (similar RAL 9005)	00052958 00067841	Packet 30 pieces packet 30 pieces	1.54/m 2.98/m
	No. 51/25 Wall angle	Height: 25 mm width: 25 mm thickness: 1.0 mm length: 3000 mm visible side white	00033291	Packet 10 pieces	4.78/m

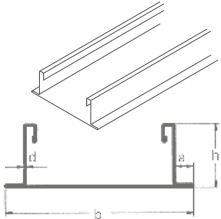
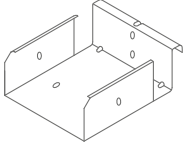
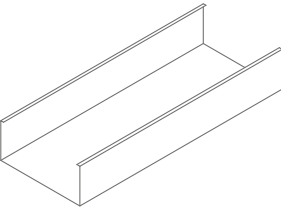






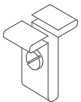

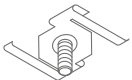
OWAconstruct index


Illustration	Description	Dimension/surface	Part no.	Units/pack	Price/€
	No. 51/32G Wall angle	Height: 32 mm width: 19 mm thickness: 0.5 mm length: 3000 mm visible side white	00052885	Packet 30 pieces	1.57/m
	No. 52 Wall spring clip	Width: 16 mm length: 110 mm bronzed	00054531	Packet 100 pieces	0.28/piece
	No. 54 No. 54/1 Inner corner	For 19 mm flange for 24 mm flange side length: 55 mm visible side white	00053800 00053799	Packet 50 pieces packet 50 pieces	0.48/piece 0.48/piece
	No. 54/50 No. 54/50/1 Outer corner	For 19 mm flange for 24 mm flange side length: 60 mm visible side white	00053775 00053801	Packet 50 pieces packet 50 pieces	0.48/piece 0.48/piece
	No. 55/1 Inner corner for Contura shadow wall angle no. 50/15 and no. 50/22	Side length: 72 mm visible side white	00053803	Packet 50 pieces	1.91/piece
	No. 55/2 Outer corner for Contura shadow wall angle no. 50/15 and no. 50/22	Side length: 57 mm visible side white	00053804	Packet 50 pieces	1.91/piece
	No. 55/3 Inner corner for shadow wall angle no. 56/20 and no. 56/35	Side length: 80 mm visible side white	00053805	Packet 50 pieces	2.29/piece
	No. 55/4 Outer corner for shadow wall angle no. 56/20 and no. 56/35	Side length: 57 mm visible side white	00053808	Packet 50 pieces	2.29/piece
	No. 55/5 Inner corner for Contura shadow wall angle no. 50/14	Side length: 72 mm visible side white	00054947	Packet 50 pieces	2.08/piece
	No. 55/6 Outer corner for Contura shadow wall angle no. 50/14	Side length: 57 mm visible side white	00055183	Packet 50 pieces	2.08/piece
	No. 56/20 Shadow wall angle for 20 mm width shadow gap	Height: 45 mm total width: 40 mm visible width: 20 mm thickness: 0.6 mm length: 3000 mm visible side white	00057680	Packet 15 pieces	4.06/m
	No. 56/21 Shadow wall angle	Height: 45 mm total width: 40 mm visible width: 20 mm thickness: 1.0 mm length: 3000 mm visible side white	00001266	Packet 15 pieces	6.00/m
	No. 56/23 Shadow wall angle	Height: 45 mm total width: 40 mm visible width: 20 mm thickness: 1.5 mm length: 3000 mm visible side white	00001664	Packet 12 pieces	11.14/m
	No. 56/35 Shadow wall angle with ventilation slits	Length: 3000 mm thickness: 0.6 mm ventilation slits: 32 x 4 mm free cross-section 30 cm ² /m ± 7.5 % visible side white for dimensions, see no. 56/20	00057682	Packet 15 pieces	3.87/m

OWAconstruct index

Illustration	Description	Dimension/surface	Part no.	Units/pack	Price/€
	No. 57 Wall angle C-shaped	Height: 40 mm width: 20 mm thickness: 0.5 mm length: 3050 mm visible side white	00057684	Packet 16 pieces	4.42/m
	No. 57/10 Wall angle C-shaped	Height: 32 mm width: 20/40 mm thickness: 0.6 mm length: 3000 mm visible side white	00057685	Packet 10 pieces	on request
	No. 61/1 T-Connector for cliq-MR and no. 45	Length: 75 mm width: 100 mm galvanised for support structures without static certification	00001579	Packet 100 pieces	1.42/piece
	No. 61/2 T-Connector for no. 80/50G – 80/150G	Length: 75 mm width: 100 mm galvanised for support structures without static certification	00059662	Packet 100 pieces	1.55/piece
	No. 62 Direct fix clamp	Dimensions: 50 x 55 mm galvanised	00057228	Packet 100 pieces	0.44/piece
	No. 75/50G Wall anchor for no. 80/50G	Galvanised	00054628	Packet 25 pieces	0.77/piece
	No. 75/75G Wall anchor for no. 80/75G	Galvanised	00054629	Packet 25 pieces	0.95/piece
	No. 75/100G Wall anchor for no. 80/100G	Galvanised	00084264	Packet 25 pieces	0.92/piece
	No. 75/125G Wall anchor for no. 80/125G	Galvanised	00054631	Packet 25 pieces	0.99/piece
	No. 75/150G Wall anchor for no. 80/150G	Galvanised	00054632	Packet 25 pieces	1.11/piece
	No. 76 Safety pin for nonius hanger	Length: 70 mm thickness: 3 mm galvanised	00070412	Packet 100 pieces	0.16/piece
	No. 76KB Safety pin for nonius hanger	Length: approx. 70 mm thickness: 2.5 mm galvanised/black corrosion-resistant (KB)	00052861	Packet 100 pieces	1.56/piece
	No. 79/50 Nonius hanger for no. 80/50G	Length: 120 mm galvanised	00001307	Packet 100 pieces	0.36/piece
	No. 79/75 Nonius hanger for no. 80/75G	Length: 120 mm galvanised	00001308	Packet 100 pieces	0.44/piece
	No. 79/100 Nonius hanger for no. 80/100G	Length: 120 mm galvanised	00001310	Packet 100 pieces	0.52/piece
	No. 79/125 Nonius hanger for no. 80/125G	Length: 120 mm galvanised	00001311	Packet 100 pieces	0.61/piece
	No. 79/150 Nonius hanger for no. 80/150G	Length: 120 mm galvanised	00001312	Packet 100 pieces	0.73/piece

OWAconstruct index


















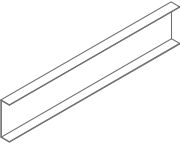
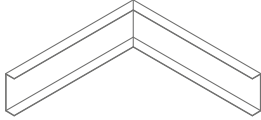
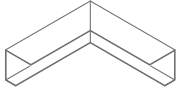
Illustration	Description	Dimension/surface	Part no.	Units/pack	Price/€																								
 Dimensions: mm <table border="1" data-bbox="146 548 375 698"> <thead> <tr> <th>b</th> <th>h</th> <th>d</th> <th>a</th> </tr> </thead> <tbody> <tr> <td>50</td> <td>35</td> <td>0.6</td> <td>11.5</td> </tr> <tr> <td>75</td> <td>35</td> <td>0.6</td> <td>11.5</td> </tr> <tr> <td>100</td> <td>35</td> <td>0.6</td> <td>11.5</td> </tr> <tr> <td>125</td> <td>35</td> <td>0.6</td> <td>11.5</td> </tr> <tr> <td>150</td> <td>35</td> <td>0.6</td> <td>11.5</td> </tr> </tbody> </table>	b	h	d	a	50	35	0.6	11.5	75	35	0.6	11.5	100	35	0.6	11.5	125	35	0.6	11.5	150	35	0.6	11.5	No. 80/50G Bandraster profile	Length: 3750 mm visible side white	00041590	Packet 8 pieces	7.04/m
	b	h	d	a																									
	50	35	0.6	11.5																									
	75	35	0.6	11.5																									
	100	35	0.6	11.5																									
125	35	0.6	11.5																										
150	35	0.6	11.5																										
No. 80/75G Bandraster profile	Length: 3750 mm visible side white	00041592	Packet 8 pieces	on request																									
No. 80/100G Bandraster profile	Length: 3750 mm visible side white	00040442	Packet 8 pieces	10.21/m																									
No. 80/125G Bandraster profile	Length: 3750 mm visible side white	00041594	Packet 4 pieces	10.27/m																									
No. 80/150G Bandraster profile	Length: 3750 mm visible side white	00041595	Packet 4 pieces	13.38/m																									
	No. 81/50G Cross connection for no. 80/50G	Length: 90 mm galvanised	00054623	Packet 25 pieces	1.27/piece																								
	No. 81/75G Cross connection for no. 80/75G	Length: 90 mm galvanised	00054624	Packet 25 pieces	1.34/piece																								
	No. 81/100G Cross connection for no. 80/100G	Length: 90 mm galvanised	00054625	Packet 25 pieces	1.30/piece																								
	No. 81/125G Cross connection for no. 80/125G	Length: 90 mm galvanised	00054626	Packet 25 pieces	1.51/piece																								
	No. 81/150G Cross connection for no. 80/150G	Length: 90 mm galvanised	00054627	Packet 25 pieces	1.71/piece																								
	No. 82/50G Connector for no. 80/50G	Length: 200 mm galvanised	00054618	Packet 25 pieces	0.63/piece																								
	No. 82/75G Connector for no. 80/75G	Length: 200 mm galvanised	00054619	Packet 25 pieces	0.90/piece																								
	No. 82/100G Connector for no. 80/100G	Length: 200 mm galvanised	00054620	Packet 25 pieces	1.07/piece																								
	No. 82/125G Connector for no. 80/125G	Length: 200 mm galvanised	00054621	Packet 25 pieces	1.34/piece																								
	No. 82/150G Connector for no. 80/150G	Length: 200 mm galvanised	00054622	Packet 25 pieces	1.58/piece																								
	No. 89/4  Mounting tool SWM-SM for dowel KDM-C		00033541	Loose	19.45/piece																								
	No. 89/6  Riveting nut installation spanner for no. 97/30		00062060	Loose	545.89/piece																								
	No. 91  Wood screw	5/25 mm galvanised	00001359	Packet 500 pieces	0.23/piece																								
	No. 94/1 Screw clamp for S 3	Without screw height: 24 mm white maximum load: 0.09 kN	00054396	Packet 50 pieces	0.99/piece																								
	No. 94/2 Screw and nut	For screw clamp no. 94/1	00077119	Packet 50 pieces	on request																								
	No. 95/15 (profiles with 15 mm width) Screw clamp for S 15 cliq	threaded bolts M6 x 16 mm nickel-plated Load: 0.1 kN with appropriately supported grid construction* white	00077539	Packet 25 pieces	3.15/piece																								
	No. 95/30 (profiles with 24 mm width) Screw clamp for S 3	threaded bolts M6 x 16 mm nickel-plated Load: 0.1 kN with appropriately supported grid construction* white	00067906	Packet 25 pieces	3.15/piece																								

 Limited availability depending on the region. For further information, please contact our Customer Service Team: Tel: +49 9373 201-0 | info@owa.de

* For further information and details, please refer to our [installation guide 9801 e](#).

These are average price indications. Please contact your local OWA Representative or our Export Team in order to get your personal quotation.

OWAconstruct index

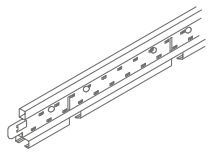
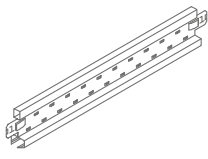
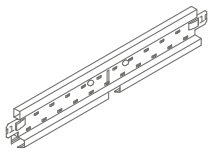
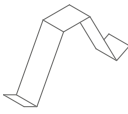




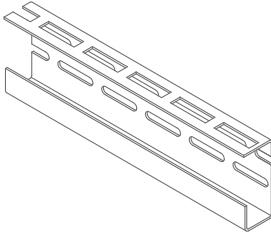


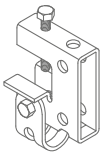


Illustration	Description	Dimension/surface	Part no.	Units/pack	Price/€
	No. 95/35 (profiles with 24 mm width) Screw clamp for S 3	With 3.5 mm eye and M6 x 4 mm thread. Load: 0.1 kN with appropriately supported grid construction* white	00082251	Packet 25 pieces	3.15/piece
	No. 97/0  Dowel KDM-C		00041451	Packet 100 pieces	on request
	No. 97/21 Anchoring nail 6 x 40		00052882	Packet 100 pieces	29.46/ 100 piece
	No. 97/30  Riveting nut	M 6 steel	00061831	Packet 100 pieces	30.42/ 100 piece
	No. 97/32  Self-tapping screw	M 6 x 16 mm galvanised	00065771	Packet 100 pieces	11.76/ 100 piece
	No. 98  Stop drill bit SDS 1		00001375	Packet 1 pieces	35.30/piece
	No. 99/18  OWA profile paint	Colour: white quantity: 200 linear metres weight: 240 g/container to repair small scratches, etc.	00020448	1 can	25.21/piece
	No. 99/18KB  2-component touch-up paint	760 linear metres can + hardener Important: only mix the reactive hardener into the desired amount of paint. colour: black	00053001	1 can	106.17/piece
	No. 99/24 Glue	310 linear metres tube	00056803	Carton 12 pieces	10.17/piece
	No. 99/28 OWAconstruct fire resistance kit	310 linear metres tube	00088171	Loose	43.60/piece
	No. 819 Hold down clip for OWA-no. 45, 46, 47, 45KB, 46KB, 47KB, cliq-24-MR, cliq-24-CT long, cliq-15-MR, cliq-15-CT short and long	Corrosion-resistant	00085623	Packet 500 pieces	0.18/piece
	No. 1503S Longitudinal coupling for wall angle no. 57	Height: 38 mm width: 15 mm length: 200 mm galvanised	00062272	Loose	9.02/piece
	No. 1504S Corner connector for wall angle no. 57	Height: 38 mm width: 15 mm length: 150 mm galvanised	00062271	Loose	13.76/piece
	No. 1506 Corner connector for wall angle no. 57/10	Height: 30.8 mm width: 12/30 mm length: 100 mm galvanised	00058461	Loose	15.80/piece
	No. 1808 Replacement blade for Contura plane		00001808	Packet 10 pieces	17.74/Paket

 Limited availability depending on the region. For further information, please contact our Customer Service Team: Tel: +49 9373 201-0 | info@owa.de

* For further information and details, please refer to our [installation guide 9801 e](#).

These are average price indications. Please contact your local OWA Representative or our Export Team in order to get your personal quotation.

OWAconstruct index

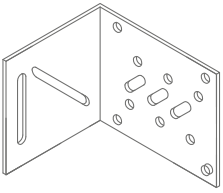
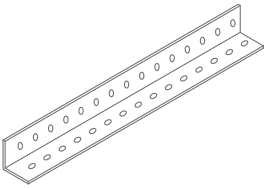
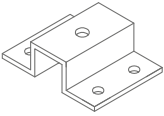

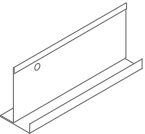
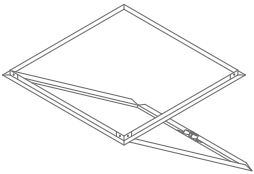
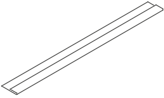


Illustration	Description	Dimension/surface	Part no.	Units/pack	Price/€
	No. 3500 Main tee	Height: 38 mm width: 14.3 mm outer edge and shadow gap white lengths: 3000 mm 3125 mm outer edge white and shadow gap black lengths: 3000 mm 3125 mm	00067006 00067009 00067012 00067015	Carton 20 pieces carton 20 pieces carton 20 pieces carton 20 pieces	4.73/m 4.73/m 4.73/m 4.73/m
	No. 3512 Cross tee	Height: 38 mm width: 14.3 mm outer edge and shadow gap white lengths: 600 mm 625 mm outer edge white and shadow gap black lengths: 600 mm 625 mm	00067007 00067010 00067013 00067016	Carton 60 pieces carton 60 pieces carton 60 pieces carton 60 pieces	4.73/m 4.73/m 4.73/m 4.73/m
	No. 3514 Cross tee	Height: 38 mm width: 14.3 mm outer edge and shadow gap white lengths: 1200 mm 1250 mm outer edge white and shadow gap black lengths: 1200 mm 1250 mm	00067008 00067011 00067014 00067017	Carton 60 pieces carton 60 pieces carton 60 pieces carton 60 pieces	4.73/m 4.73/m 4.73/m 4.73/m
	No. 5210 Wall spring clip	Height: 40 mm width: 16 mm length: 82 mm corrosion-resistant	00085624	Packet 500 pieces	0.38/piece
	No. 5365  Wire pin nail countersunk head for 40 mm fire box	Length: 80 mm thickness: 3.1 mm	00079102	Packet 50 pieces	on request
	No. 5366  Ribbed wire pin nail for 15 and 21 mm fire box	Length: 50 mm thickness: 4.2 mm	00064418	Packet 16 pieces	on request
	No. 6500 C-wide span beam profile	Height: 102 mm width: 32 mm material thickness: 2 mm delivery lengths: 4000 mm 6000 mm	00060699 00060709	Loose loose	23.27/m 23.27/m
	No. 6510 Suspension clamp	Maximum load: 0.25 kN	00067312	Packet 100 pieces	4.07/piece
	No. 6520 Ground plate	Dimension: 60 x 28 x 5 mm drilling Ø 10.5 mm	00067313	Packet 25 pieces	4.63/piece
	No. 6530 Suspension clamp		00067314	Loose	42.14/piece
	No. 6540 Self-tapping screw	Ø 6.3 mm x 19 mm	00067315	Packet 500 pieces	0.26/piece
	No. 6550 Mounting set	M 8 x 20 mm screw, shim and nut	00067316	Packet 100 pieces	0.26/piece



Limited availability depending on the region. For further information, please contact our Customer Service Team: Tel: +49 9373 201-0 | info@owa.de

These are average price indications. Please contact your local OWA Representative or our Export Team in order to get your personal quotation.




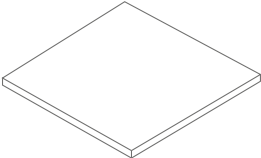
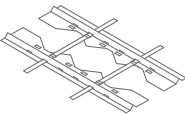
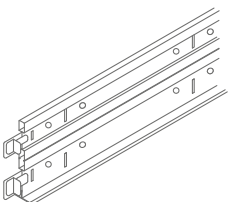
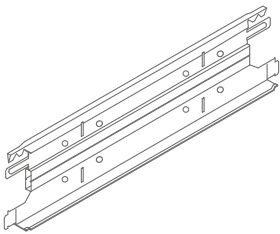
OWAconstruct index

Illustration	Description	Dimension/surface	Part no.	Units/pack	Price/€
	No. 6560 Wall fixing angle	118 x 97 x 97 x 3 mm boreholes and slotted holes for M 8	00067317	Packet 25 pieces	12.69/piece
	No. 6570 Grid angle	28 x 28 x 2 mm length: 4000 mm	00067318	Packet 8 pieces	5.81/m
	No. 6580 Adapter	Length: 94 mm width: 67 mm total height: 28 mm borehole for threaded rod M 10 4 x drilling Ø 8.5 mm	00067319	Loose	22.09/piece
	No. 8017 Connection angle	Height: 22 mm side length: 30 mm thickness: 0.75 mm galvanised	00069794	Packet 50 pieces	0.94/piece
	No. 8030/13 No. 8030/15 F profile	For 13 mm tiles length: 3000 mm for 15 mm tiles length: 3000 mm visible side white	00069914 00057689	Packet 12 pieces packet 12 pieces	4.81/m 5.34/m
	No. 8032 Inspection hatch (without tile)	625 x 625 mm 600 x 600 mm steel sheet galvanised visible areas white suitable for systems: S 3, S 3 cliq, S 3a, S 3a cliq, S 15 cliq and S 15a cliq	00045994 00045312	Loose loose	213.12/piece 213.12/piece
	No. 8060* No. 8060/1* Wall angle full strips for visible track systems	Length: 597 mm (for module 625 mm) length: 572 mm (for module 600 mm) visible side white	00001526 00001531	Packet 200 pieces packet 200 pieces	0.90/piece 0.90/piece
	No. 8063 No. 8063/0 Plastic grid	Colour: opalwhite module: 625 x 625 mm module: 1250 x 625 mm web dimensions (l x w x h): 15 x 15 x 8 mm shield angle: approx. 37° light opening in grid: approx. 79 % opal white, translucent polystyrene grid	00089943 00089944	Packet 10 pieces packet 10 pieces	20.26/piece 37.41/piece
	No. 8063/1 Parabolic mirror grid	Colour: silver module: 625 x 625 mm web dimensions (l x w x h): 13 x 13 x 11 mm shield angle: approx. 45° light opening in grid: approx. 55 % Metallic polystyrene grid with parabolically aligned web walls for minimizing glare at workplaces with monitor screens.	00001581	Packet 10 pieces	62.78/piece

* Discontinued item – available while stocks last

These are average price indications. Please contact your local OWA Representative or our Export Team in order to get your personal quotation.

OWAconstruct index

Illustration	Description	Dimension/surface	Part no.	Units/pack	Price/€
	No. 8063/3 Parabolic mirror grid	Colour: silver module: 625 x 625 mm web dimensions (l x w x h): 20 x 20 x 13 mm shield angle: approx. 31° light opening in grid: approx. 60 % Metallic polystyrene grid with parabolically aligned web walls for minimizing glare at workplaces with monitor screens.	00001583	Packet 10 pieces	49.88/piece
	No. 8063/5 Parabolic mirror grid	Colour: silver module: 625 x 625 mm web dimensions (L x B x H): 37 x 37 x 22 mm shield angle: approx. 37° light opening in grid: approx. 62 % Metallic polystyrene grid with parabolically aligned web walls for minimizing glare at workplaces with monitor screens.	00001587	Packet 10 pieces	on request
	No. 8063/7 No. 8063/8 Aluminium grid	Colour: white colour: anodised module: 625 x 625 mm web dimensions (l x w x h): 13 x 13 x 13 mm shield angle: approx. 45° light opening in grid: approx. 95 % aluminium grid designed for glare minimization	00093188 00086930	Packet 10 pieces Packet 10 pieces	53.43/piece 60.85/piece
	No. 8063/9 Opal plate No. 8063/10 Acrylic glass pane	Colour: opalwhite colour: transparent (clear) module: 625 x 625 mm thickness: 3 mm material translucency (for opalwhite): approx. 40 %	00076866 00001592	Loose loose	39.61/piece 53.80/piece
	No. 5400 Satin acrylic glass pane	625 x 625 mm Colour: opalwhite B1 according to DIN 4102	00067955	Loose	72.67/piece
	No. 8069/1*	Length: 619 mm (module 625 mm)	00081053	Loose	15.00/piece
	No. 8069/0*	Length: 594 mm (module 600 mm)	00081054	Packet 25 pieces	15.00/piece
	No. 8069/3	Length: 306 mm (module 312.5 mm)	00081051	Packet 50 pieces	12.10/piece
	No. 8069/2	Length: 294 mm (module 300 mm)	00081050	Packet 50 pieces	10.57/piece
	No. 8069/4 Installation frame for built-in spots	Length: 394 mm (module 400 mm)	00081052	Packet 25 pieces	12.00/piece
	No. 8550G Wide-span main tee	Height: 75 mm width: 24 mm thickness: 0.5 mm lengths: 4200 mm 4375 mm visible side white	00050444 00047552	Packet 8 pieces packet 8 pieces	8.65/m 8.65/m
	No. 8556G Wide-span cross tee joggled	Height: 75 mm width: 24 mm thickness: 0.5 mm lengths: 1800 mm 1875 mm visible side white	00047516 00047517	Packet 12 pieces packet 12 pieces	on request on request

* incl. connecting stripes

These are average price indications. Please contact your local OWA Representative or our Export Team in order to get your personal quotation.

OWAconstruct index

Illustration	Description	Dimension/surface	Part no.	Units/pack	Price/€
	No. 8558G Wide-span cross tee joggled	Height: 75 mm width: 24 mm thickness: 0.5 mm lengths: 2400 mm 2500 mm visible side white	00047518 00047519	Packet 12 pieces packet 12 pieces	8.65/m 8.65/m
	No. 8900 Compression strip for sterile and hygienic areas and OW-Alux-ceilings	Width: 9 mm height: 3 mm colour: white one side is self-adhesive	00073055	Schrumpfpack à 100 m	0.38/m
	No. 99723 No. 99724 OWA repair kit	Normal (suitable for all patterns except Cosmos) Cosmos (suitable for Cosmos) weight: approx. 135 g/can	00001668 00045414		8.43/piece 8.43/piece

List of packaging

Tile type	Dimensions (mm)	Thick-ness nom. (mm)	Package content (pieces)	Package content (m ²)	Package weight* (kg)	Package/pallet	Tile type	Dimensions (mm)	Thick-ness nom. (mm)	Package content (pieces)	Package content (m ²)	Package weight* (kg)	Package/pallet	
Fleece covered mineral tiles							Timeless mineral tiles							
Brillianto A, 14 mm OWAcolor edges 3, 7, 17	600 x 600	14	12	4.32	13.0	44	Constellation Cosmos/N Cosmos/O	600 x 600 allgemein	15	10	3.6	14.5	52	
	625 x 625	14	12	4.687	14.0	44		600 x 600 edge 3	15	12	4.32	17.5	44	
	1200 x 600	14	10	7.2	21.5	28			625 x 625 allgemein	15	10	3.906	16.0	48
	1250 x 625	14	10	7.812	23.0	28		20		8	3.2	18.5	44	
Brillianto A, 20 mm edge 3	600 x 600	20	10	3.6	14.5	36		Constellation smart edge 3	625 x 625 edge 3	15	12	4.687	19.0	40
	625 x 625	20	10	3.906	16.0	36			1200 x 600	15	10	7.2	29.0	26
	1200 x 600	20	8	5.76	23.0	22			1250 x 625	15	10	7.812	31.5	24
	1250 x 625	20	8	6.25	25.0	22			2000 x 300	15	10	6	24.0	48
Bolero	625 x 625 edge 3	15	12	4.687	15.5	40			2000 x 312.5	15	10	6.25	25.5	48
	625 x 625 edge 15b	15	10	3.906	13.0	48			2000 x 400	15	10	8	32.0	36
Sinfonia	600 x 600 edges 6, 15	15	10	3.6	11.5	48			2500 x 300	15	10	7.5	30.0	48
	600 x 600 edge 3	15	12	4.32	13.5	40			2500 x 312.5	15	10	7.812	31.5	48
	625 x 625 edges 6, 15	15	10	3.906	12.5	48	2500 x 400		15	10	10	40.0	36	
	625 x 625 edge 3	15	12	4.687	14.5	40	Harmony edge 3		625 x 625	15	12	4.687	24.0	40
	1200 x 600	15	10	7.2	22.5	24			1250 x 625	15	10	7.812	40.0	24
1250 x 625	15	10	7.812	24.5	24	Finetta edge 3	625 x 625		15	12	4.687	19.0	40	
Sinfonia c edge 1/3	2000 x 300	15	10	6	22.5		48	Plain	600 x 600 edge 3	15	12	4.32	18.5	44
	2000 x 312.5	15	10	6.25	23.5	48	625 x 625 edge 3		15	12	4.687	20.0	40	
	2500 x 300	15	10	7.5	31.5	48	625 x 625 edge 6		15	10	3.906	17.0	48	
	2500 x 312.5	15	10	7.812	29.5	48	NEW Sandila NRC NEW Sandila/N		600 x 600 edges 6, 15	15	10	3.6	15.5	52
	2500 x 400	15	10	10	37.5	36			600 x 600 edge 3	15	12	4.32	18.5	44
Sinfonia Reflecta	600 x 600 edge 3	15	12	4.32	21.0	44	625 x 625 edges 6, 15	15	10	3.906	17.0	48		
	600 x 600 edge 6	15	10	3.6	17.5	52	625 x 625 edge 3	15	12	4.687	20.5	40		
	625 x 625 edge 3	15	12	4.687	22.5	40	1200 x 600	15	10	7.2	31.0	26		
	625 x 625 edge 6	15	10	3.906	19.0	48	1250 x 625	15	10	7.812	33.5	24		
Sinfonia Silencia edges 3, 6, 15, 15b, 15g	600 x 600	20	10	3.6	12.0	36	NEW Sandila/N smart NEW Sandila NRC smart edge 3	600 x 600	14	12	4.32	17.0	48	
	625 x 625	20	10	3.906	13.0	36		625 x 625	14	12	4.687	18.5	48	
	1200 x 600	20	8	5.76	19.0	22		1200 x 600	14	10	7.2	28.5	30	
	1250 x 625	20	8	6.25	21.0	22		1250 x 625	14	10	7.812	31.0	30	
Sinfonia grey Sinfonia black edge 3	600 x 600	15	12	4.32	13.5	40								
	625 x 625	15	12	4.687	14.5	40								

List of packaging

Tile type	Dimensions (mm)	Thickness nom. (mm)	Package content (pieces)	Package content (m ²)	Package weight* (kg)	Package/pallet	Tile type	Dimensions (mm)	Thickness nom. (mm)	Package content (pieces)	Package content (m ²)	Package weight* (kg)	Package/pallet
Hygiene tiles							Aluminium laminated mineral tiles						
Mavroc Constellation	625 x 625	15	12	4.687	19.0	40	OWAlux white edge 3	600 x 600	15	10	3.6	15.0	52
Sanitas 02 Plain edge 3	625 x 625	15	12	4.687	20.0	40	625 x 625	15	10	3.906	16.5	20	
	600 x 600	15	12	4.32	18.5	44							
	1200 x 600	15	10	7.2	31.0	26							
	1250 x 625	15	10	7.9	35.0	24							
Humancare Sinfonia	600 x 600 edge 3	15	12	4.32	13.5	40	Sound insulation tiles						
	600 x 600 edges 6, 15	15	10	3.6	11.5	48	Janus Constellation Janus Cosmo/N edge 3	625 x 625	33	4	1.562	16.5	52
	625 x 625 edge 3	15	12	4.687	14.5	40	Sinfonia Privacy edges 3, 6, 15	600 x 600	20	10	3.6	21.0	36
	625 x 625 edges 6, 15	15	10	4.687	12.5	48		625 x 625	20	10	3.906	23.0	36
	1200 x 600	15	10	7.2	22.5	24		1200 x 600	20	8	5.76	33.5	22
	1250 x 625	15	10	7.812	24.5	24		1250 x 625	20	8	6.25	36.5	22
Humancare Sinfonia Silencia edges 3, 6, 15	600 x 600	20	10	3.6	12.0	36	Sinfonia Privacy edges 3, 1/3	1250 x 312.5	20	8	3.125	18.5	44
	625 x 625	20	10	3.906	13.0	36		2000 x 312.5	20	8	5.0	32.0	44
	1200 x 600	20	8	5.76	19.0	22		2500 x 300	20	8	6.0	38.5	44
	1250 x 625	20	8	6.25	21.0	22		2500 x 312.5	20	8	6.25	40.0	44
600 x 600	20	10	3.6	14.5	36	2500 x 400		20	8	8.0	51.5	36	
Ocean edge 3	625 x 625	20	10	3.906	15.5	36							
	600 x 600	20	10	3.6	16.0	36							
Humancare Plus edges 3, 6, 15	625 x 625	20	10	3.906	17.5	36							
	1200 x 600	20	8	5.76	25.5	22							
	1250 x 625	20	8	6.25	27.5	22							
	600 x 600	20	10	3.6	12.0	36							
Humancare Pro Humancare Lab edge 3vs	625 x 625	20	10	3.906	13.0	36							
	1200 x 600	20	8	5.76	19.0	22							
	1250 x 625	20	8	6.25	21.0	22							

* Weight can differ by production process

Index

Product no.	Page	Product no.	Page
09/5	51, 69	56/20A	58
09/7	51, 69	56/20F	59
09/11	51, 69	56/21	55, 77
09/45	51, 69, 72	56/23	55, 77
09/45KB	37, 69, 72	56/35	55, 77
11	51, 70	57	22, 35, 36, 50, 55, 59, 78
12	51, 70	57/10	22, 50, 55, 59, 78, 80
12/.../...	23	57/11	59
12/.../1	51, 70	61/1	66, 78
12/.../2	70	61/2	66, 78
12/10	71	62	22, 78
12/30/2	12, 13, 16, 18, 20, 21, 70	75/50G	30, 32, 78
12/44	51, 70, 71	75/75G	30, 32, 78
12/45	51, 70, 71	75/100G	29, 30, 32, 78
12/125	51, 70, 71	75/125G	29, 30, 32, 78
12/250	51, 70, 71	75/150G	30, 32, 78
14/.../1	51, 71	76	23, 36, 51, 78
14/.../2	51, 71	76KB	37, 78
14/12/2	71	79/...	72
16	51, 71	79/50	30, 32, 78
16/...	23, 29, 36, 51, 72	79/75	30, 32, 78
16/...KB	37, 72	79/100	29, 30, 32, 78
16KB	37, 71	79/125	30, 32, 78
17/45	36, 40, 51, 72	79/150	30, 32, 78
17/45KB	37, 72	80/50	30, 32, 33, 78, 79
17/80	23, 30, 51, 73	80/75	30, 32, 33, 78, 79
17/81	51, 73	80/100	30, 32, 33, 78, 79
19	25, 30, 73	80/100GS	29
19/10	25, 31, 73	80/125	30, 32, 33, 78, 79
20	22, 25, 30, 73	80/125GS	29
36	23, 25, 31, 33, 73	80/150	30, 32, 33, 78, 79
36/70	25, 31, 73	81/50G	33, 79
37	23, 25, 31, 33, 73	81/75G	33, 79
40	26, 27, 73	81/100G	33, 79
42/7	16, 74	81/125G	33, 79
42/15	20, 74	81/150G	33, 79
42/15K8	20, 74	82/50G	30, 32, 79
42/17	20, 74	82/75G	30, 32, 79
42/24	16, 26, 29, 74	82/100G	29, 30, 32, 79
42/100	29, 74	82/125G	29, 30, 32, 79
43/1	66	82/150G	30, 32, 79
44	66, 74	89/4	53, 79
45	12, 16, 23, 26, 27, 35, 36, 49, 50, 54, 74, 80	89/6	53, 79
45KB	37, 69, 72, 74, 80	91	22, 66, 79
46	12, 16, 35, 36, 49, 50, 75	94/1	52, 79
46KB	37, 75, 80	94/2	52, 79
46WST	40	95	52
47	12, 16, 35, 49, 50, 75	95/15	52, 79
47/4S	29, 75	95/30	52, 79
47G/38	29, 40, 75	95/35	52, 80
47G/38/4S	29	97/0	53, 80
47KB	37, 75, 80	97/21	53, 80
47WST	29, 40	97/30	53, 79, 80
48	12, 76	97/32	53, 80
50/14	16, 20, 54, 55, 76, 77	98	53, 80
50/15	16, 20, 29, 50, 54, 55, 58, 76, 77	99/07	67
50/15A	58	99/11/6	67
50/22	25, 26, 31, 33, 50, 54, 55, 76, 77	99/11/7	67
50A	56, 57	99/11/15	67
50F	57	99/11/23	67
50G	12, 13, 18, 21, 30, 32, 33, 49, 50, 54, 55, 57, 76, 78, 79	99/18	67, 80
50KB	37, 54, 76	99/18KB	37, 80
51/1	14, 54, 55, 76	99/20	67
51/20	25, 40, 54, 55, 57, 76	99/24	46, 47, 67, 80
51/22-O	60	99/28	67, 80
51/24G	12, 13, 55, 76	819	36, 37, 66, 80
51/25	14, 22, 23, 29, 31, 33, 50, 54, 55, 76	1503S	80
51/32G	55, 77	1504S	80
52	77	1506	22, 80
54	50, 77	1808	67, 80
54/1	50, 77	3500	21, 81
54/50	50, 77	3512	21, 81
54/50/1	50, 77	3514	21, 81
55/1	77	5210	36, 81
55/2	77	5365	46, 81
55/3	77	5366	46, 47, 81
55/4	77	5400	48, 83
55/5	77	6500	41, 81
55/6	77	6510	41, 81
56	50, 54, 55, 77	6520	41, 81
56/20	50, 54, 55, 58, 77	6530	41, 81

Index

Product no.	Page
6540	41, 81
6550	41, 81
6560	41, 82
6570	14, 41, 82
6580	41, 82
8017	66, 82
8030/13	54, 55, 82
8030/15	54, 55, 82
8030/15	54
8032	35, 36, 66, 82
8034/1	55, 56
8060	82
8060/1	82
8063	48, 82
8063/0	48, 82
8063/1	48, 82
8063/3	48, 83
8063/5	48, 83
8063/7	48, 83
8063/8	48, 83
8063/9	48, 83
8063/10	48, 83
8067/13	45
8069/0	66, 83
8069/1	66, 83
8069/2	66, 83
8069/3	66, 83
8069/4	66, 83
8550G	40, 72, 83
8556G	40, 83
8558G	40, 84
8900	36, 66, 84
99723	67, 84
99724	67, 84
cliq-15-CT	18, 20, 50, 68
cliq-15-MR	18, 20, 50, 68, 80
cliq-24-CT	13, 14, 16, 49, 50, 68, 69, 80
cliq-24-MR	13, 14, 16, 49, 50, 54, 68, 80
Lifetime LED	44, 45, 69
Lifetime plus LED	45, 69
sjc01	14, 69
sjc02	14, 69
spc02	14, 66, 69
Standard LED	44, 69

Legal notice

The printing-related colour and quality variations in this catalogue may result in deviations to the original product. A binding product selection should therefore always be made based on an original sample. All details and technical information in these brochures or other publications that relate to OWA ceiling systems are based on test results that were achieved under laboratory conditions.

It is the customer's responsibility to ensure that this information is appropriate for their specific application. All system-related data and statements correspond to the current state of technology. They assume the exclusive application of OWA products and their interdependent behaviour which is confirmed by internal and external testing. If they are used in combination with non-OWA products, any warranties or guarantees are invalidated and liability will not be accepted. Subject to technical changes for the purpose of product or system updates. Subject to technical changes without prior announcement. Our general sales, delivery and payment terms and conditions apply. Prices are subject to change without notice.

Subject to mistakes and printing errors.

Conditions of sale, delivery and payment

1. General, offer, order and conclusion of contract

(1) All offers of the seller, the acceptance of offers and all deliveries and services are carried out exclusively on the basis of the following terms and conditions. These terms and conditions also apply to any and all future and similar business transactions with the purchaser. Deviating purchase terms of the purchaser are hereby expressly disacknowledged. They are only valid if the seller acknowledges them in writing.

(2) All orders, subsidiary agreements, reservations, changes or amendments to a contract require written form to become valid. Oral or written agreements deviating from contract conditions and/or order confirmations of the seller require for their validity the written consent of the seller's statutory representatives or prokurists [holders of special power of attorney] in a number fit to represent the seller. The seller's office and field service staff is not authorised to make any deviating agreements or to grant any special conditions.

(3) Offers of the seller are subject to change without notice. A sales, delivery or any other contract is only effective upon delivery of the order confirmation or upon delivering of the goods to the purchaser.

(4) All information on products of the seller, in particular, but not limited to, illustrations, drawings, measurements and service information contained in offers and publications, are to be seen as approximate average values. They are not guaranteed qualities but descriptions of the goods. This also applies to specimens and samples. Variations customary in this particular line of business are permissible unless in the order confirmation specifications are marked as binding. Excess or short deliveries, which are taken into account in the invoice, may be carried out to the extent of 10 % as customary in this line of business.

(5) The seller reserves its title and copyright in any illustrations, drawings, calculations, other documents as well as in any specimen and sample. They may be made accessible to third parties only upon express consent of the seller.

(6) If the seller advises the purchaser free of charge no contractual or other legal relation comes into existence between the seller and the purchaser. The same applies, if the seller provides information or recommendations to the purchaser free of charge. A deviating agreement must be in writing to be effective. Implicit contracts on advice, information or recommendations are excluded.

(7) Advice, recommendations or information provided to the purchaser in the course of contract negotiations or in the process of initiating a contract or an order are binding for the seller only if they are confirmed by the seller at least in the form of a text.

2. Pricing and packaging

(1) The prices on the day of delivery as stated from time to time in the seller's price lists shall apply unless a fixed price was explicitly agreed. The prices are understood to be net and without any VAT and discount. The fixed prices shall be valid for four months from the conclusion of the contract. If longer delivery dates have been agreed, or if the purchaser is responsible for an actual delay in delivery and if, in the meantime, there have been changes in material and energy costs, wages or any other general production costs, the sales prices generally valid at the time of delivery shall apply.

(2) All prices are understood to be ex works or ex stocks. Packaging material is charged at cost price and not taken back, with the exception of recyclable pallets which will be taken back without refund.

(3) To the extent that free-of-charge deliveries have been agreed, all prices are understood to be in EUR per sales quantity unit plus statutory VAT, not unloaded, free of charge ex stock or ex passable construction site on mainland Germany. A flat-rate freight will be charged for small quantities. A flat-rate for setup costs will be charged for small quantities of commissioned goods. The valid flat-rates are listed in the current price-lists.

(4) The purchaser shall pay, in advance and without any cash discount, transshipment fees, freight charges and duty according to the prices valid on the day of conclusion of contract. Any changes in transshipment costs, freight charges and duty shall be credited or debited to the purchaser.

3. Payments

(1) Payments are due immediately after invoicing, in cash, without any discount and franco domicile of the seller. Discounts for cash payments require explicit agreement. Each contracting party is entitled to prove any damage due to delay in performance which exceeds the statutory scope.

(2) Bills of exchange and cheques shall be accepted only upon explicit agreement and on account of performance. Discount, collection and other charges are at the purchaser's expense.

(3) If payment in a foreign currency is agreed, the purchaser is obliged to pay in the currency agreed upon. If, between conclusion of the contract and receipt of payment the foreign currency upon which the purchase price is based, has depreciated in comparison with the domestic currency, the purchaser has to settle the differential amount.

(4) The purchaser can only set off undisputed or res judicata claims, or claim right of retention therefore. Any retention of payment is excluded if the claim to retention is based on a different contractual relation.

(5) All claims shall fall due upon suspension of payment, the application for the opening of insolvency proceedings, or the opening of insolvency proceedings over the assets of the purchaser. In such event any and all discounts and allowances shall be inapplicable. If after the conclusion of the contract it becomes apparent that financial or economic situation of the purchaser does not allow a granting of credits or payment periods, the seller may demand collateral securities to be provided or the advance payment of all claims, and refuse fulfilment until such collateral security is provided or payment is made. If collateral securities and/or the advance payment are not provided within the required period, the seller may withdraw from the contract or claim damages for non-performance.

4. Delivery

(1) If possible, the seller shall adhere to the terms specified for delivery and service. Any indication of time shall, however, only be seen as approximations.

(2) The delivery periods shall commence with the date of the seller's order confirmation. They shall be deemed adhered to upon notification of the goods being ready for dispatch if the dispatch is not possible for reasons beyond the seller's control. If the purchaser picks the goods up himself, the delivery periods and dates shall refer to the point of time for which the seller has declared the goods ready for dispatch. The agreed delivery periods and dates shall be extended – without prejudice to the rights of the seller resulting from the purchaser's default – by the period of time the purchaser is in default based on this or any other contract. The right to self-delivery shall be reserved.

(3) Together with the delivery the seller will issue the purchaser an invoice for the goods delivered. If the purchaser does not receive the invoice without undue delay after delivery, it is obliged to send the seller a reminder within 8 days after receipt of delivery. If this is not done, no deductions for cash discount and no other payment reductions may be made.

(4) If the seller is in default, the purchaser shall allow the seller a reasonable extension period of at least 30 days. After the expiry of the extension period, the purchaser may withdraw from the contract unless the goods were declared ready for dispatch before expiry of the extension period.

(5) In the case of war, strike, lock-out, a shortage of raw materials or energy, disruptions of operation and traffic, restraints of rulers as well as in any other cases of force majeure regardless to whether they concern the seller, the seller's suppliers or carriers and for which the seller is not responsible and which impair or prevent the business concerned from being carried out, the delivery period of the seller shall be extended by the period of the delay plus a reasonable start-up time. The seller shall notify the purchaser without undue delay about such kind of delay. If, by the aforementioned circumstances, delivery or services are made impossible or cannot reasonably be expected from the seller, the seller shall be entitled to withdraw from the contract in part or in whole, without the purchaser being entitled to asset claims for damages because of such withdrawal.

Conditions of sale, delivery and payment

5. Dispatch and passing of risk

(1) Dispatch and transport are carried out at the expense and risk of the purchaser. Goods that have been declared ready for dispatch by the agreed date shall be called for immediately. Otherwise the seller is entitled to store them at its own discretion at the cost and risk of the purchaser and to invoice them as if they had been delivered.

(2) Upon handing the goods over to the forwarder or the carrier, however at the latest upon the goods leaving the plant or the warehouse, the risk – including the risk of seizure – shall pass to the purchaser. This also applies if partial deliveries are made, or if the seller provides any other additional services, e.g. payment of the forwarding or delivery costs.

6. Discovery of defects and warranty

(1) After receipt of the goods the purchaser shall examine the goods without undue delay, but at the latest prior to any installation or processing, and notify the seller of any defects in writing. The purchaser's duty to examine applies to the entire consignment. If no complaint is made in time with respect to any defects of goods the delivery shall be considered performed in accordance with the contract. The same applies to any wrong deliveries as well as any variations in quantity not covered by clause 1.(4).

(2) The burden of proof that the goods were already defective at the time the risk passed to the purchaser rests on the purchaser. In particular, but not limited to, this applies for defects not notified after receipt of the goods without undue delay.

(3) Guarantees or taking over of a procurement risk have to be expressly stipulated. Features which the purchaser may expect by virtue of public statements concerning the good's features that are made by the seller or persons assisting him, in particular in advertisements or in connection with labelling, do not belong to the agreed quality, unless they are expressly stipulated. Stipulations according to this subparagraph (2) must be in writing to be effective.

(4) Irrelevant defects, particularly minor variations in colour and structure as well as immaterial variations in length, width and thickness of the material delivered do not entitle to any notification of defects.

(5) In the case of properly notified, justified defects, the seller in its free discretion shall be entitled to either supply replacement free of charge or rectify the defects. Should the supply of a replacement or the rectification of a defect fail twice, the purchaser shall be entitled to reduce to purchase price or to withdraw from the contract. A purchaser withdrawing from the contract the event of deterioration, loss or destruction of the goods to be returned to the seller shall compensate the seller for lost value also in cases where neither the purchaser nor the seller is responsible for such deterioration, loss or destruction. With regard to the assertion of claims for damages due to defects it is referred to the statutory provisions without prejudice to the exclusion and limitation of liability according to clause 7.

(6) The appropriate storage and treatment of the goods delivered is the prerequisite for sustaining the purchaser's warranty claims. The seller shall be given the opportunity to inspect the goods complained about. If such opportunity is not granted and if on request of the seller the purchaser does not make the goods available to the seller without undue delay, any claims based on defects shall cease to exist.

(7) If the goods delivered have been used consistent with their customary use for a building and such goods have caused the defectiveness of such building the warranty period shall be five years from the date of handing over of the goods. In all other cases the warranty period shall be one year from the time of handing over of the goods. If a defect has been fraudulently concealed, the statutory warranty period shall apply.

(8) The forwarder shall be notified of any damage to goods in transit. In this respect, the notification duties specified in the General German Forwarder's Conditions [Allgemeine Deutsche Speditionsbedingungen] (ADSp) shall apply.

7. Liability

(1) For injury to life, body and health, the seller shall be liable in the case of slight negligence. Likewise, the seller shall be liable in the case of slight negligence for the violation of contractual obligations which are indispensable for achieving the contractual objective (cardinal obligations). In all other cases of contractual and extra-contractual liability the seller shall be responsible only for wilful intent and gross negligence. This applies in particular for the case of damages caused by a violation of duties or delay in performance (default), damages in lieu of performance, reimbursement of expenditures in vain as well as in cases of tort or product liability – except for any liability under mandatory product liability laws. Moreover, where a guarantee or procurement risk is assumed, the seller shall be liable only in the case of wilful intent or gross negligence, unless otherwise expressly stipulated in the contractual provisions.

(2) The seller is liable only for contract-typical and foreseeable damage. This liability limitation shall not apply if statutory representatives or executive staff of the seller have acted with wilful intent or gross negligence or in the case of liability for injury to life, body or health.

(3) With the exception of liability due to wilful intent or injury to life, body or health and unless claims for damages fall under the statute of limitations within a shorter period by operation of law or based on other provisions of the agreement claims for damages shall fall under the statute of limitations within two (2) years from the time the purchaser has gained knowledge of the circumstances establishing the claim and of the seller as obligor of damages or in the absence of gross negligence should have gained knowledge thereof. In all other cases Sec. 199 para. 2 and 3 of the Civil Code (BGB) shall apply.

(4) The seller shall be liable for advice, recommendations or information only if the purchaser and the seller have entered into a contract on such advice, recommendation or information, or if the seller is liable for the advice, the recommendation or the information under aspect of tort or culpa in contrahendo. Moreover is the seller's liability for advice, recommendations and information regulated by clauses 7.(1) to (3)

(4) The liability provisions pursuant to clause 7. (1) to (4) also apply in favour of employees of the seller as well as of affiliate companies and subsidiaries.

8. Reservation of title

(1) The seller reserves the ownership of all goods delivered by it until the purchaser has settled all (also future) claims that have arisen from the business relationship. If deliveries are carried out by current account, the reservation of title shall serve as a security for the accounting balance.

(2) The purchaser shall be entitled to dispose of the purchased goods within the limits of an orderly course of business. All claims resulting from the sale of goods in which the seller has retained its ownership (hereinafter referred to as "Goods Subject to Retention of Ownership") including any and all claims for accounting balances resulting from current accounts shall be assigned already now and in total by the purchaser to the seller. Other than regulated in the preceding sentence claims resulting from the sale of Goods Subject to Retention of Ownership together with third-party goods at a total price are assigned to the seller only in a portion in the amount of the invoice value of the Goods Subject to Retention of Ownership. Likewise, any claims against insurance companies or third parties resulting from damage to Goods Subject to Retention of Ownership shall hereby be assigned to the seller.

(3) The combination, processing, assembly and any other way of utilisation of Goods Subject to Retention of Ownership is effected for the seller, but without any obligations for it. If Goods Subject to Retention of Ownership are processed, combined or mixed with goods possessed by a third party, the seller is entitled to joint ownership of the new object or the mixed stock in a proportion of the invoice value of the Goods Subject to Retention of Ownership to the invoice value of the other utilised goods. If the ownership of the seller in the Goods Subject to Retention of Ownership ceases to exist through combination or mixture it is already now agreed that the ownership or co-ownership in the uniform object or the uniform stock resulting from such combination or mixture vests in the seller in a proportion according to the invoice value of the Goods Subject to Retention of Ownership. The purchaser shall keep goods in which the seller has co-ownership rights in safe custody for the seller free of charge. Goods being subject to the seller's title or ownership rights as mentioned above shall be considered as Goods Subject to Retention of Ownership within the meaning of clause 8. (1).

(4) The seller revocably authorises the purchaser to collect in its own name claims assigned to the seller on account of the seller. This authorisation can be revoked only if the purchaser does not comply properly with its payment obligations.

(5) If the realisable value of the collateral securities provided to the seller exceeds the claims to be secured by more than 20 %, the seller is, upon the purchaser's request, obliged to release collateral securities of its choice.

(6) If the seller does not comply with its contractual duties, particularly in the event of default in payment, the seller shall have the right to withdraw from the contract and to request that the Goods Subject to Retention of Ownership are returned to the seller. In such an event the seller is entitled to invoice a flat rate of 15 % of the order value for the costs in connection with the return, unless the purchaser proves that the seller had no or less costs because of the return of the goods..

(7) The purchaser is not permitted to pledge or to transfer by way of security Goods Subject to Retention of Ownership until any and all claims of the seller have been settled. In case third parties take hold of Goods Subject to Retention of Title, in particular, but not limited to, in case of a seizure, the purchaser is obliged to make such third party aware of the retention of title in the Goods Subject to Retention of Title, and to notify the seller without undue delay of any seizure, opening of insolvency proceedings or any other legally relevant events which might impair the rights of the seller in the Goods Subject to Retention of Title. In the case of suspension of payment, the Goods Subject to Retention of Title shall, without special solicitation, be singled out and kept at the disposal of the seller.

9. Part performance

The seller is entitled to part performance within a reasonable scope; each part performance shall be seen as independent business transaction.

10. Place of performance and place of jurisdiction

(1) Place of performance for the delivery is the respective loading station. Place of performance for payments is Amorbach.

(2) Place of jurisdiction for any disputes from the contract between the parties, including actions arising from a bill or a cheque, shall be Amorbach to the extent that the purchaser is a merchant, a legal person under public law or a special fund under public law.

(3) For all legal relations between seller and purchaser the laws of the Federal Republic of Germany shall apply. The UN Sales Convention (CISG) as well as any international agreements, even after their adoption into German law, shall not apply.

11. Partial invalidity

If one of the aforementioned provisions or a part thereof should be or become invalid or do not contain a regulation that is required the validity of the remaining provisions shall not be affected. For the event of the invalidity of individual provisions the parties shall agree on a regulation which comes as close as possible to the economic result of the originally intended arrangement.

12. Translation

These terms and conditions of sale, delivery and payment are the translation of the German terms and conditions of sale, delivery and payment. In case of doubt the German version of the terms and conditions of sale, delivery and payment is binding.

(Dated 2018)

Errors excepted!

Please kindly request the terms and conditions of sale, delivery and payment of your country.



Certified Management Systems

For further information please contact our homepage: www.owa-ceilings.com



The information in this brochure is up-to-date at the time of publication. Subject to alterations. Please contact our OWAconsult team for specific advice. Our experts will be happy to answer your questions using the following contact details: tel: +49 9373 201-444 or e-mail: info@owaconsult.de

Odenwald Faserplattenwerk GmbH
Dr.-F.-A.-Freundt-Straße 3 | 63916 Amorbach | Germany
tel +49 9373 201-0 | info@owa.de
www.owa-ceilings.com

Brochure 9001 e
012500